

GlaxoSmithKline Cork

– Capacity & Capability

November 2010

GSK Cork Presentation Contents



Section 1

- Site Role
- Facilities Overview
- Key Strengths & Capabilities

Section 2

- Available Manufacturing Facilities & Capacity
- Pilot Plant and Milling Facilities

Section 3

- New Product Introduction Capability
- Operational Excellence Capability
- Supporting Technology & Physical Properties Laboratory Capability

Section 4

- Environmental & Solvent Recovery Capability

GSK Cork Presentation Contents



Section 1

- Site Role
- Facilities Overview
- Key Strengths & Capabilities

GSK Cork - Background



Operations commenced 1975

Site role within GSK: **New Product Introduction & Global Supply**

- Clinical supplies and scale up in co-located R&D Pilot Plant
- Industrialisation of New Products to provide supplies for validation and launch and to develop the final most cost effective, robust and environmentally sustainable commercial process
- Global Supply site during growth phase of product lifecycle for key products
- Capacity available for Third Party manufacture
- High containment manufacture (30 nanograms/m³)
- Intermediate Drug Product Manufacture for compounds with poor bio-availability through use of Wet Bead Milling and Spraydrying capability

Supported by Extensive Laboratory Facilities including state of the art Physical Properties Laboratory



do more
feel better
live longer



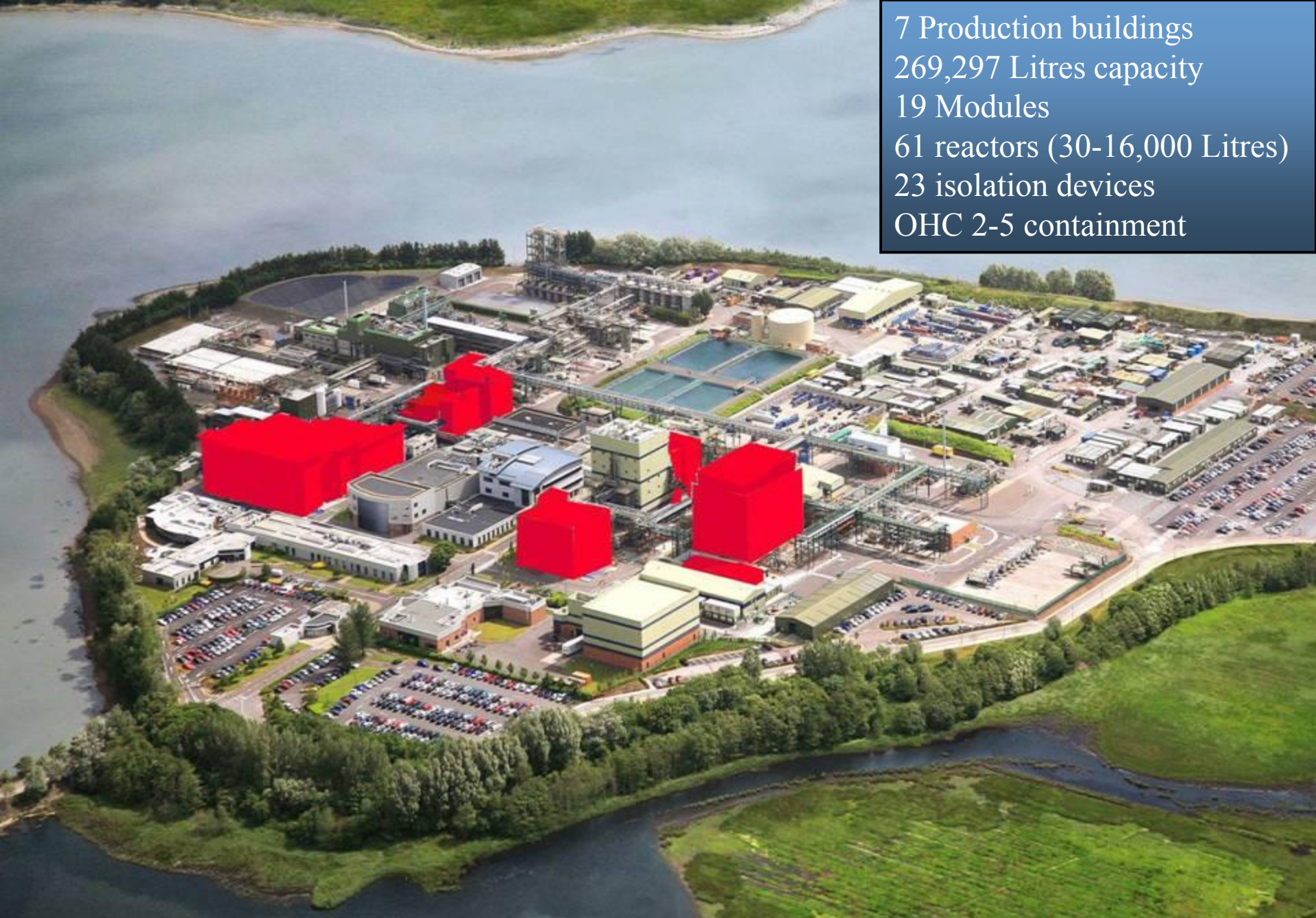
Facilities Overview



Land in Use at GSK Cork – 70 acres



Land Available at GSK Cork – 85 acres

An aerial photograph of the GSK Cork facility, a large industrial complex situated on a peninsula. The facility consists of numerous buildings, parking lots, and infrastructure. Seven specific production buildings are highlighted with red 3D rectangular boxes. The facility is bordered by water on the left and right sides, and green fields are visible in the foreground.

7 Production buildings
269,297 Litres capacity
19 Modules
61 reactors (30-16,000 Litres)
23 isolation devices
OHC 2-5 containment

Facilities at GSK Cork – 155 acres

Central milling facility (OHC3-10 μ g/m³)

Module 1: Air Classifier Mill (100ZPS)

Module 2: High Speed Hammer Mill

Module 3: Wet Bead Milling / Spraydrying Facility



Central Milling Facility

Building 9
R&D Pilot Plant



R&D Pilot Plant

Environmental Facilities

Waste water treatment

Incinerators & one thermal oxidiser

VOC Abatement / Scrubbing System

Solvent and waste storage

Solvent recovery plants

Chemical treatment

Waste heat to steam generation plant



Environmental Facilities

Utilities

Full range of steam (from incinerator heat recovery),
hot water, cooling water, brine

Single fluid heat transfer system in new plants

Purified water plants.

On site Nitrogen generators

20 kV electrical supply



Utilities



Other facilities

Quality Control & development laboratories

Research & Development Lab

Physical Properties Lab

Offices / locker rooms

Cafeteria

Meeting Rooms

Document Archive

Other Facilities

GSK Cork – Key Strengths and Capabilities



Compliance

- 12 FDA Inspections, 11 with zero findings on form 483
- Strong audit compliance with Environmental Protection Agency and Health & Safety Authority

Integrated R&D/Product Transfers

- Co-location of R&D Pilot Plant - 7 yrs of Phase 2/3 manufacture and scale-up/development
- Capability for internal transfers - 20 multi-stage new products validated since 1990
- Capability for external transfers - 35 projects outsourced in last 3 years

Manufacturing / Technology

- Wide range of chemical reactor scale (30 - 16,000 Litres)
- Experience of manufacturing 400MT+/annum to less than 10kg/annum (per product)
- Wet Bead Milling / Spraydrying Pharmaceutical Development plant for scale-up of poorly bio-available compounds, producing drug product intermediate for clinical / commercial supply
- High containment facilities for highly potent cytotoxic compounds, pioneers in glovebox technology
- State of the Art Automation and PAT systems
- New Laboratory Information System installed Q2 2010

Sustainability

- Best Available Technology (BAT) for solvent recovery, incineration and waste water treatment
- Solvent emissions less than 1% of licensed limits (< 1MT per annum)
- Largely self sufficient regarding treatment of waste

Government support

- Low Corporation Tax rate (12.5%)
- Government support for R&D capital/research projects and R&D Tax Credits
- Unique network of Industry/Government/Academic linkages
- Networked cluster of Big Pharma in Ireland - strong collaboration and sharing of best practice

GSK Cork – Employees



Total Number of employees:

- GSK Cork Site employees: 367
- Technical Shared Service employees based at Cork: 40
- R&D Cork employees: 32
- Others (above site, universities, etc): 24

Qualifications*:

- PhD/Masters degree ~ 56
- BSc/3rd level ~ 130
- Process Operators/Crafts ~ 180
- Staff turnover rate ca. 1% (but 4% historically)

*GSK Cork Site employees only

Section 2

- Available Manufacturing Facilities & Capacity
- Pilot Plant and Milling Facilities
- Slides 18 to 37 give a summary of the facilities that could be made available for external / sharing business. These facilities are backed up by significant technical capability and expertise that resides on the site.

API & Intermediate Plant - Building 3 Module 2



Building 3
Module 2

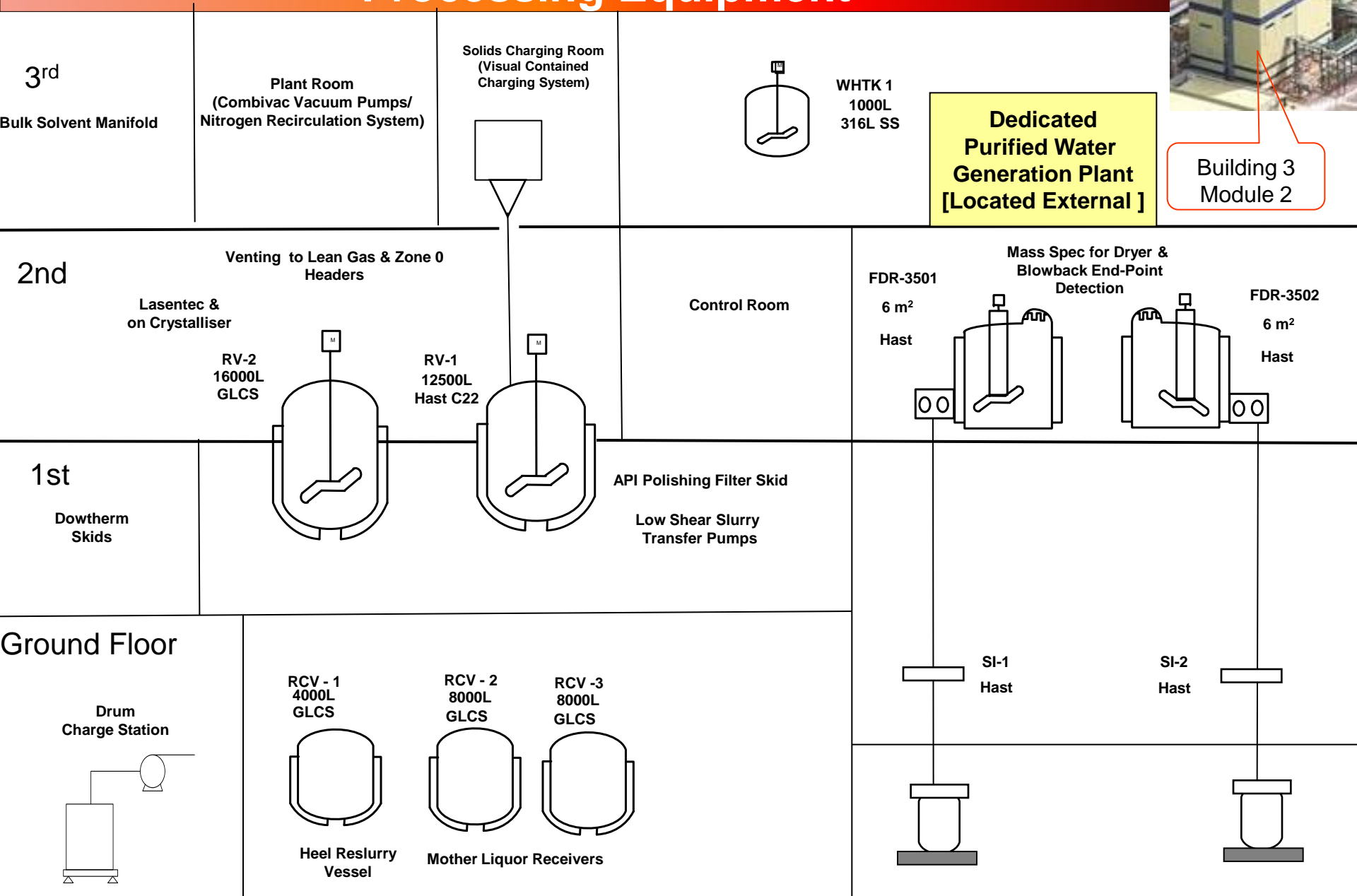
- A large scale multipurpose processing plant for API's and Intermediate stages
- Built in 2007 at a cost of €70M
- Highly flexible processing module – API or Intermediate finishing areas
- 1 Glass Lined and 1 Hastelloy reactor vessels
- 4,000L to 16,000L scale of wet end processing
- 2 Hastelloy Filter Dryers available – each 6m²
- Sieve available on discharge train
- PAT devices installed
- Remote manual or batch sequence operation with electronic batch record
- OHC 3 (>10µg/m³) capability installed for charging
- OHC 3 (>10µg/m³) capability for offload
- Batch size 720kg to 1680kg (Process dependant)
- Typical Capacity 200 to 1100MT (Process dependant)

API & Intermediate Plant - Building 3 Module 2

Processing Equipment



Building 3 Module 2



API & Intermediate Plant - Building 2



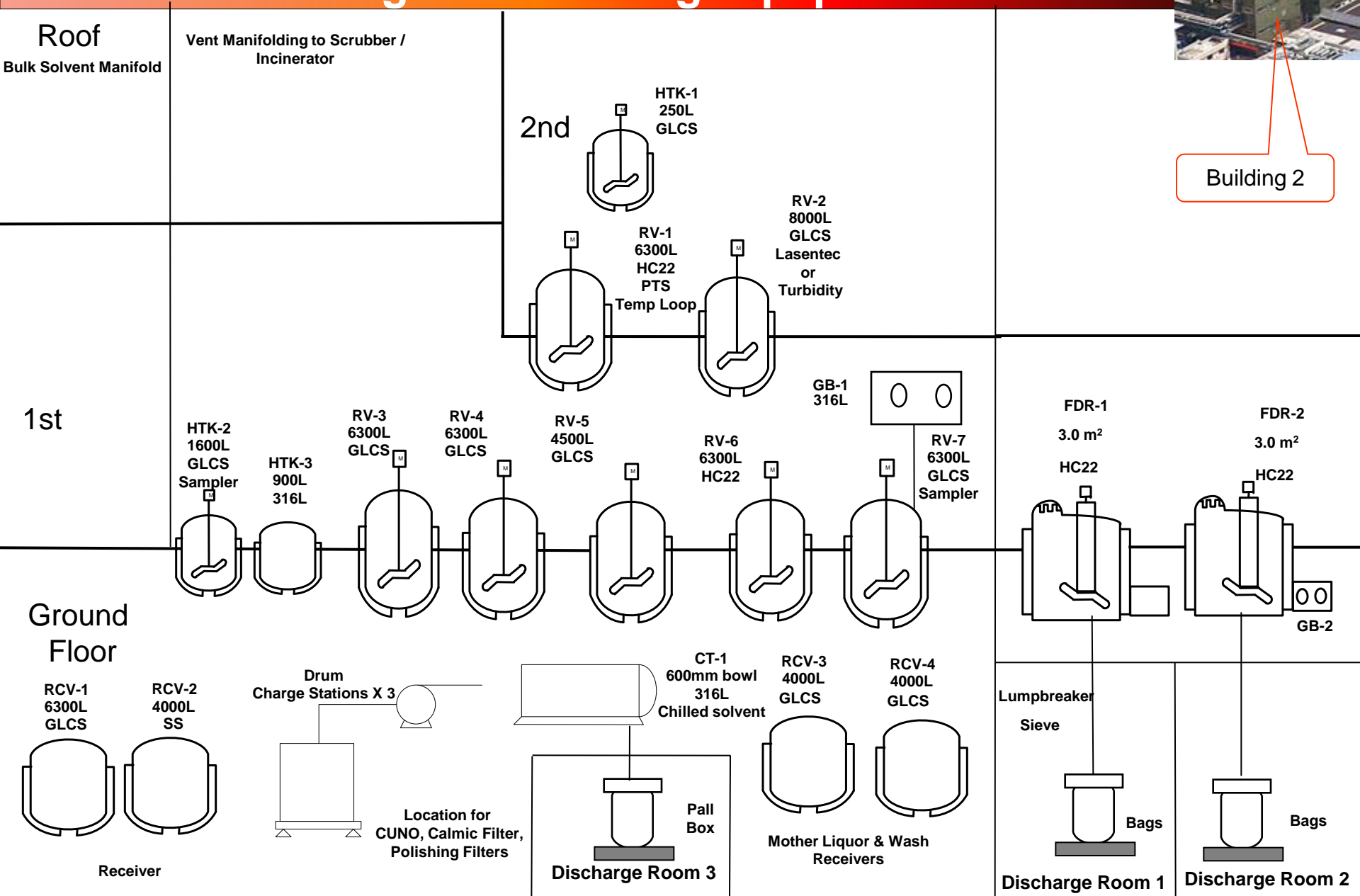
Building 2

- A medium/large scale multipurpose processing plant for API's and Intermediate stages
- Highly flexible processing module – API and Intermediate finishing areas
- 4 Glass Lined and 3 Hastelloy reactor vessels
- 1,500L to 7,500L scale of wet end processing
- 2 Hastelloy Filter Dryers available – each 3m² - 1 API and 1 Intermediate
- API discharge train sieve installed
- PAT devices available
- Remote manual or batch sequence operation with electronic batch record
- OHC 4 (>1μg/m³) capability installed for charging
- OHC 3 (>10μg/m³) capability installed for offload
- Batch size 315kg to 750kg (Process dependant)
- Typical Capacity 40 to 250MT (Process dependant)

API and Intermediate Plant Building 2 Processing Equipment



Building 2



API or Intermediate Plant - Building 7



Building 7

- A medium scale multipurpose processing plant for API and Intermediate stages
- 2 Glass Lined reactor vessels
- 1000L to 4000L scale of wet end processing
- 1 Stainless Steel Filter Dryer (1.5m²)
- 1 glovebox for contained charging
- 1 glovebox for contained sampling of reactor vessels
- Remote manual or batch sequence operation with electronic batch record
- OHC 4 (> 1µg/m³) containment for charging
- OHC 3 (> 10µg/m³) containment for offload
- Batch size 158kg to 400kg (Process dependant)
- Typical Capacity 20 to 130MT (Process dependant)

API or Intermediate Plant – Building 7 Processing Equipment



Building 7

2nd Floor

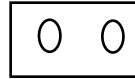
Solvent Manifold:
IMS; THF; EtAc;
Toluene; Acetone;
Methanol;
Process Water

Vent Manifolding to Incinerator

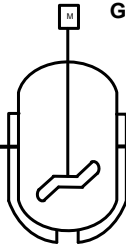
HTK-12
1300L
GLCS



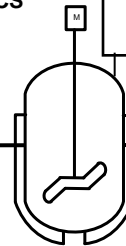
GB-2
316L
Sampling G'Box



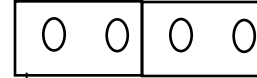
RV-2
4000L
GLCS



RV-1
7000L
GLCS



GB-1
316L

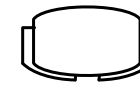


1st Floor

Operator Control Area
[DeltaV Automation]

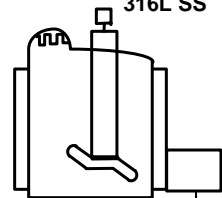
Location for
GAF,
Polishing Filters

RCV-1
200L
316L SS



Area Guard
Receiver

FDR-1
1,5 m²
316L SS



Ground Floor External

Note: External Road Tanker Loading
Waste disposal facility

Note: External Drum Staging Area

Ground Floor

Drum Charge
Station
(2 pumped routes)

RCV-2
7080L
316L SS

RCV-3
4000L
316L SS

Receivers

Discharge Room

ML1
316L SS

Continuous
liner

Intermediate Plant - Building 6



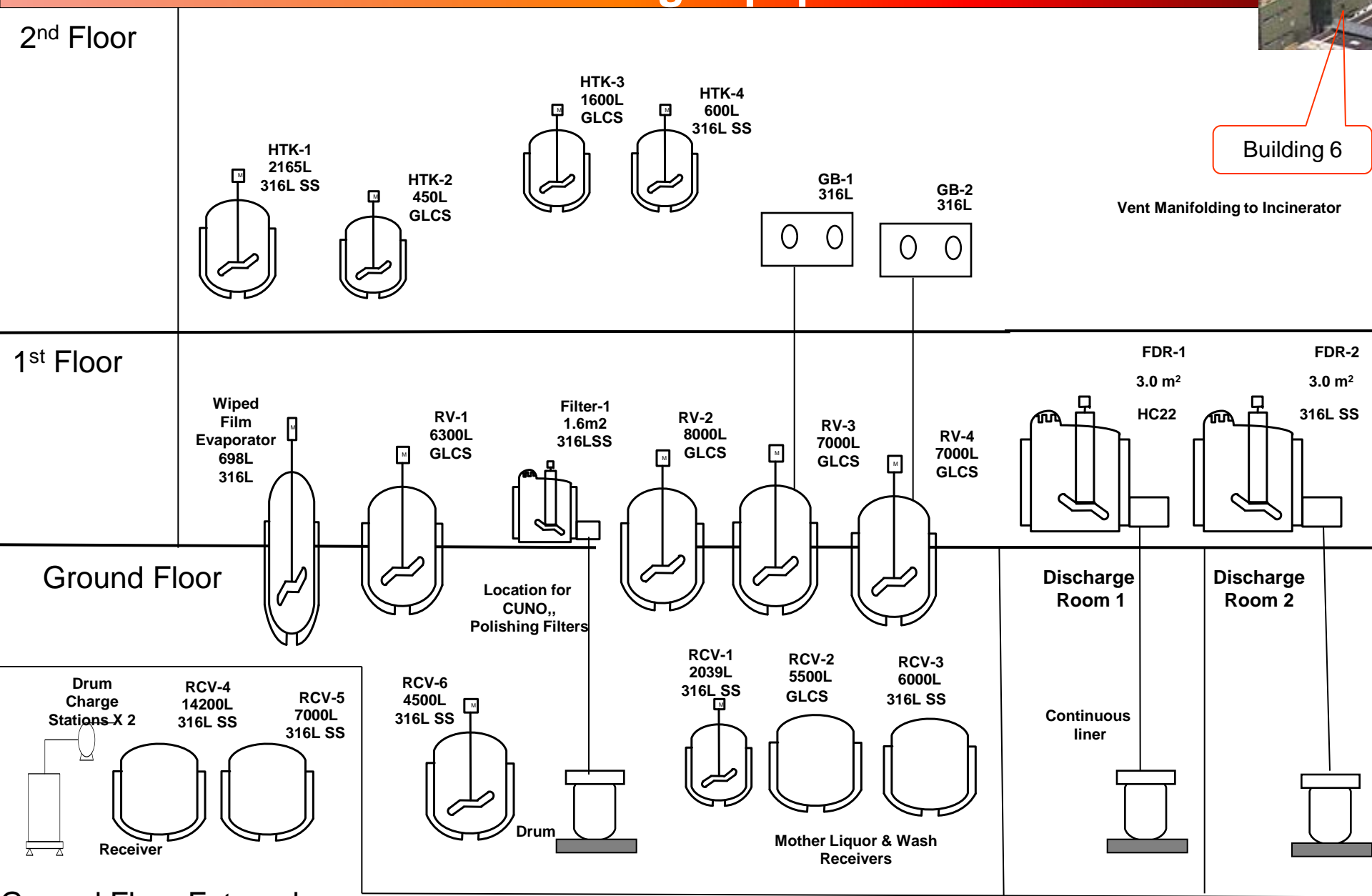
Building 6

- A medium to large scale multipurpose processing plant for Intermediate stages
- 4 Glass Lined reactor vessels
- 2,000L to 8,000L scale of wet end processing
- 1 Hastelloy Filter Dryer (3m²) and 1 Stainless Steel Filter Dryer (3m²)
- 2 gloveboxes for contained charging
- Wiped Film Evaporator
- Large in - process solids filter
- Remote manual or batch sequence operation
- OHC 4 (> 1µg/m³) containment for charging
- OHC 3 (> 10µg/m³) containment for offload
- Batch size 360g to 840kg (Process dependant)
- Typical Capacity 50 to 275MT (Process dependant)

Intermediate Plant – Building 6 Processing Equipment



Building 6



Intermediate Plant - Building 1 Module 33



Building 1
Module 33

- A medium/large scale multipurpose processing plant for Intermediates stages
- 1 Glass Lined and 1 Hastelloy reactor vessels
- 1,500L to 6,000L scale of wet end processing
- Can operate with module 32 or as a stand alone module
- 1 Stainless Steel Filter Dryer – 3m²
- OHC 3 (>10 μ g/m³) capability installed on FDR discharge
- Remote manual or batch sequence
- Batch size 300kg to 735kg (Process dependant)
- Typical Capacity 40 to 240MT (Process dependant)

Intermediate Plant - Building 1 Module 33

Processing Equipment

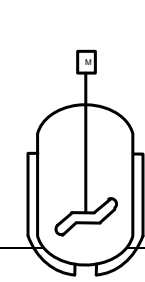
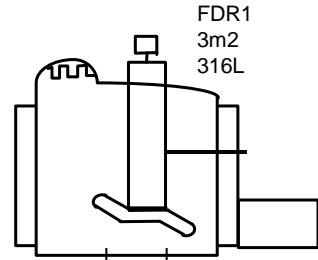


Building 1
Module 33

Venting available to HCL
Scrubber &
incinerator

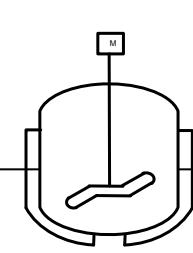
Bulk Solvents:

Third
floor



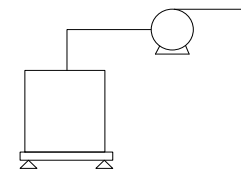
Second
floor

Discharge Area

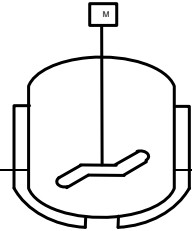


First
floor

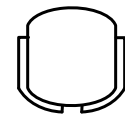
Drum Charging
booth



RV2
6300L
Hast C22

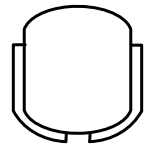


HTK2
500L
316 SS

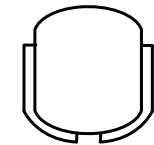


Ground
floor

RCV1
3400L
GLCS



RCV2
6300L
GLCS



Intermediate Plant - Building 1 Module 3



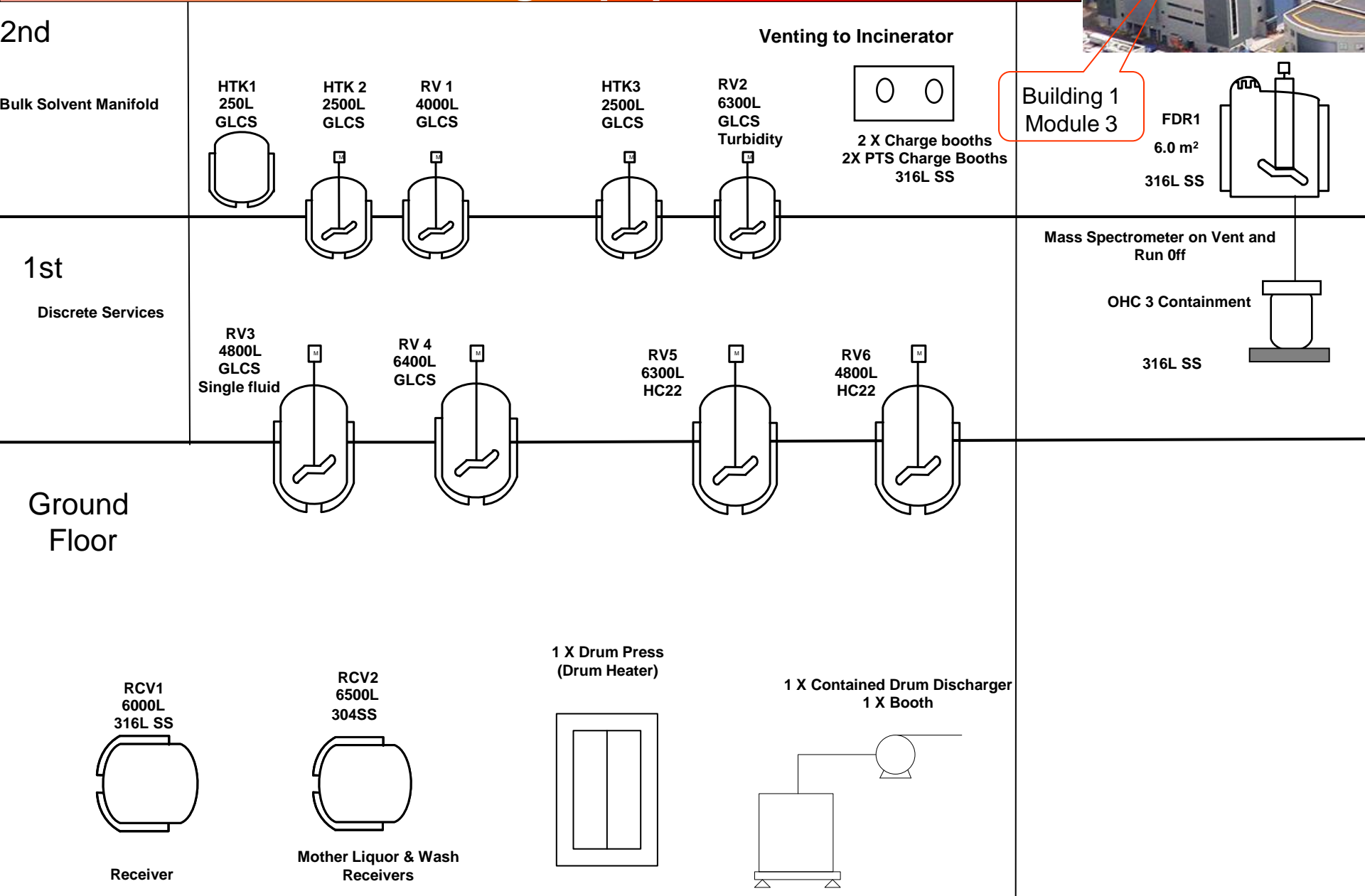
Building 1
Module 3

- A medium/large scale multipurpose processing plant for intermediate stages, currently used for GSK products with up to 50% capacity available
- 4 Glass Lined and 2 Hastelloy reactor vessels
- 1,000L to 6,300L scale of wet end processing
- 6m² Stainless Steel Filter Dryer + 4m² Hastelloy Filter Dryer available
- 2,000L off-line Agitated Pan Dryer available
- PAT devices installed
- Remote manual or batch sequence operation
- OHC 3 (>10µg/m³) capability for charging and offload
- Batch size 315kg to 1680kg (Process dependant)
- Typical Capacity 40MT to 550MT (Process dependant)

Intermediate Plant - Building 1 Module 3 Processing Equipment



Building 1
Module 3



Small Scale High Containment Plant - Building 5



gsk
do more
feel better
live longer

Building 5

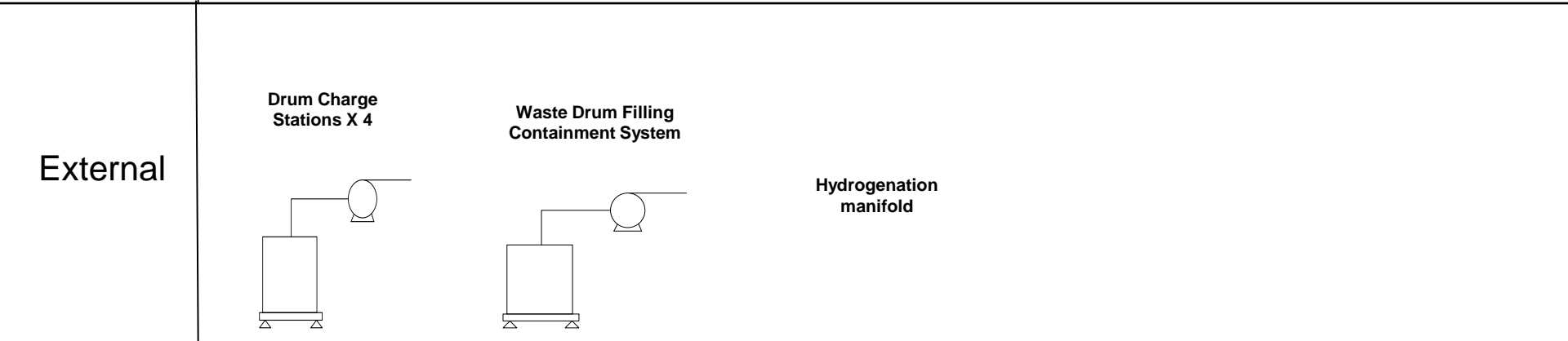
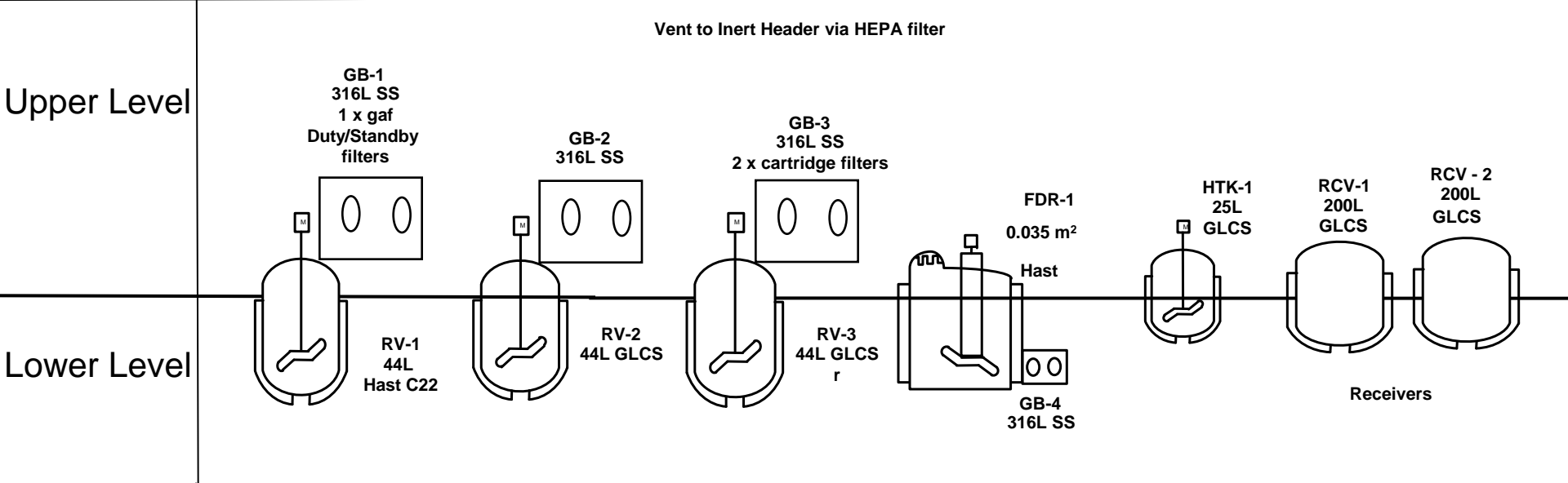
- A small scale multipurpose processing plant for API's and Intermediate stages
- OHC 5 ($< 1\mu\text{g}/\text{m}^3$) capability and highly flexible processing module
- 6 Gloveboxes
- Dedicated development & QC analytical laboratory
- 2 Glass Lined and 1 Hastelloy reactor vessels
- Hydrogenator
- 5L to 44L scale of wet end processing
- 1 Hastelloy Filter Dryer
- Remote manual or batch sequence operation with electronic batch record
- Batch size 300g to 4.5kg (Process dependant)

Small Scale High Containment Plant - Building 5 Processing Equipment



Building 5

<p>Dispensing Area</p>	<p>3 x Gloveboxes and 2 x fumehoods Solvent Charging fumehood (pressure kettles)</p>	<p>GMP QC Analytical Lab + Development Lab</p>	<p>Utilities area</p>
------------------------	--	--	-----------------------



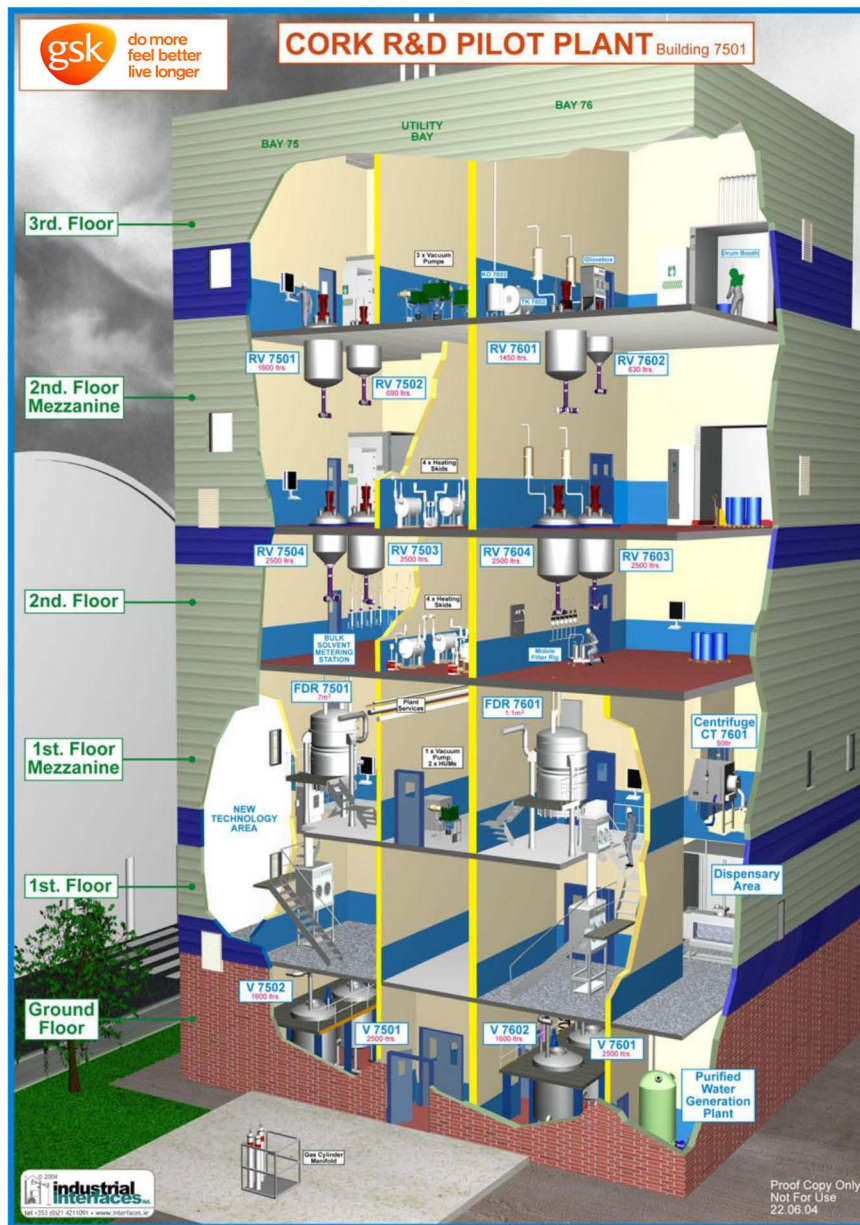
Summary of Pilot Plant & Milling Facilities Available

R&D Pilot Plant



- Contains 2 modules with up to 2,500 Litre reactors
- Highly flexible for multiple chemistries– can introduce products within 4 weeks and at less than €50-100K capex
- Suitable for introducing new products to the site, scale up/development and clinical supplies
- Flexible quality systems that can be used for validation and launch supplies.
- Plant has manufactured API for commercial markets
- Supported by the R&D technical team and R&D site laboratory

R&D Pilot Plant Processing Equipment



Dry Milling Suite

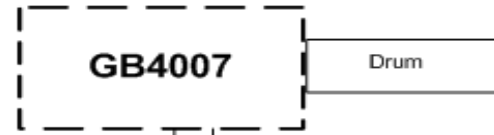


- Meets GMP standards for final milling and handling of API (class 100,000)
- Segregated suite with 3 Floors
- Air Classifier Mill (316L SS) and final keggling/packaging through a glovebox
- Suitable for products with exposure limits to 10 micrograms/m³

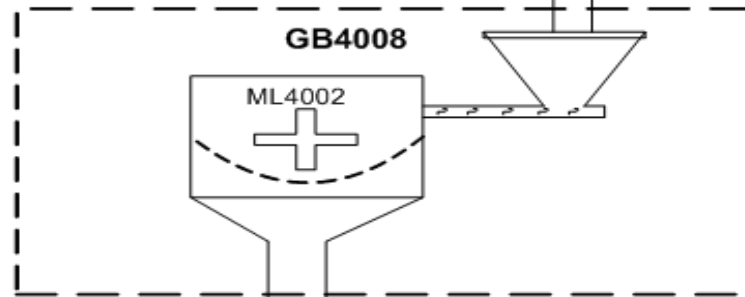
Dry Milling Suite Processing Equipment



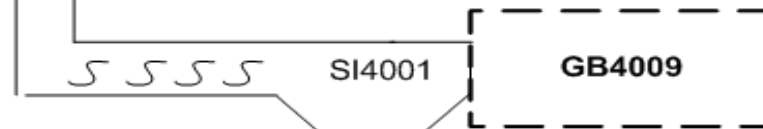
3rd Floor
(charging)



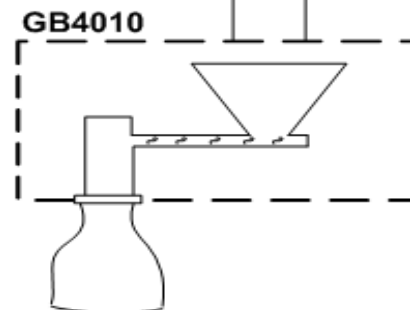
2nd Floor
(milling)



1st Floor
(sieving)



Ground
Floor
(discharging)



Wet Bead Milling / Spraydrying Suite



- Segregated suite suitable for wet bead milling and spraydrying of API and excipients
- Patented GSK Technology
- 3 Floors
- 11 Wet Bead Mills
- Spray drier (316L SS PSD3 NIRO)
- Capacity of 15 - 20MT API equivalent per annum

Section 3

- New Product Introduction Capability
- Operational Excellence Capability
- Supporting Technology & Physical Properties Laboratory Capability

New Product Introduction Capability



- **Very strong record for introduction of new products**
 - Experienced technical staff
- **Co-located R&D Pilot Plant**
 - Clinical Manufacture for phase 2/3 and validation to support launch
 - Highly flexible facility, suitable for process development and scale up
- **Flexible industrialisation facilities**
 - Manufacture of New Products to provide supplies for validation and launch and to develop the final most cost effective, robust and environmentally sustainable commercial process
- **Excellent site support infrastructure**
 - Synthetic chemistry & analytical labs
 - Engineering lab
 - Physical Properties laboratory to assess suitability for formulation
- **Experienced in working closely with secondary customers to minimise DP impact**
- **Strong relationship with R&D**
- **Strong links to academia in Ireland and abroad**

Operational Excellence Capability



- Master Blackbelt: 2
- Blackbelt Certified: 3
- Blackbelts in training: 4
- Greenbelt Trained: 94
 - Certified: 62
- Advocate* Trained: >220
 - Certified: 180

*3 levels

- OE builds smarter, simpler and sustainable processes and ways of working
- OE reduces variation, eliminates waste and improves process efficiencies

Supporting Technology

- The plant is highly automated with Delta V batch software control. For some processes the eBR system is used to generate an Electronic Batch Report.
- Sophisticated temperature control
- The production plant is designed for quick changeover between products by allowing each vessel in the processing train to be cleaned independently.
- High containment facilities for highly potent cytotoxic compound - pioneers in glovebox technology
- **Process Analytical Technology**
 - Reaction Monitoring (solution spectroscopies **IR, NIR, UV**)
 - Crystallisation monitoring (in slurry: **Lasentech, Turbidity**)
 - Distillation monitoring (Solution Spectroscopies in the vessel, **Mass Spec and NIR** for distillate lines)
 - Isolation and Drying monitoring (**Mass Spec**)

Physical Properties Laboratory Capability



Cork have a range of techniques that can be used to assess:

- Physical nature of the material
 - Optical Microscopy
 - Scanning Electron Microscopy (SEM)
 - X-Ray Diffraction
 - Tap Bulk Density (TBD)
 - Particle size measurement (Malvern and Sympatec instruments)
 - Air-jet sieving/ultra-sonic sieving
 - Viscometry

- Sorption Properties
 - Surface Area
 - Gravimetric Vapour Analysis (GVS)
 - Equilibrium Relative Humidity (ERH)

- Thermal Properties of the material
 - Differential Scanning Calorimetry (DSC)
 - Thermogravimetric Analysis (TGA)

Quality Test Laboratory

- Classic wet chemistry techniques
- TLC
- Melting Point
- FT-IR, ATR
- Heavy Metals
- Sulphated Ash (ROI)
- Loss on Drying
- Halogen Moisture Analysis
- Karl Fischer (coulometric, volumetric)
- Specific Rotation
- Dionex
- HPLC (including chiral HPLC etc.)
- GC (direct injection, headspace)
- UV Spectroscopy
- LC-MS
- LC-MS-MS
- ICP-OES
- NMR

Physical Property Laboratory

- PSA – Particle size analysis (Malvern Mastersizer S, 2000 and Sympatec Helos)
- SEM – Scanning electron microscopy (LEO EVO 40XVP)
- XRPD – X-ray powder diffraction (PANalytical X'Pert PRO MPD)
- DSC – Differential scanning calorimetry (TA Instruments Q1000)
- TGA – Thermogravimetric analysis (TA Instruments Q500)
- GVS – Gravimetric vapour sorption (Hiden Isochema IGA Sorp)
- OM – Optical microscopy (Micron Optical E600POL)
- SSA – Specific surface area (Micromeritics TriStar 3000)
- TBD – Tap bulk density (Varian VanKel)
- AJS – Air Jet Sieve (Hosakowa micron/Hosakowa Alpine)
- Sonic Sifter – Classification/sizing
- Viscometry

Other Laboratory Facilities

- Chemistry
 - Jacketed vessels
 - Multimax (facilitating DOE)
 - Hydrogenation facilities
- Engineering
 - 0.03m² filter-dryer
 - 10Lt and 15Lt jacketed vessels
 - Solvent recovery rig
 - Facility to wheel equipment in for trials

Section 4

- Environmental & Solvent Recovery Capability

Environmental Operations



- There is an extensive environmental operation on site.
- The following activities are carried out:
 - High temperature Incineration (2 Plants) with surplus capacity
 - Waste Water Biological Treatment
 - Chemical Treatment
 - Solvent Recovery(see next slide)
 - Storage of liquid and solid wastes and raw materials
- The plant is operating under the terms of an EPA Integrated Pollution Control Licence and management and control of wastes / emissions is a significant part of the requirements.

Solvent Recovery



- There are two large solvent recovery plants on site (1 Multi Purpose Unit & 1 Batch Recovery Unit) with extensive spare capacity.
- These units are fully automated.
- Solvents (e.g. Toluene, IPA, Methanol, Ethyl Acetate, Acetone, Heptane, Methylene Dichloride) have been recovered in these units.
- The Multi Purpose Solvent Recovery unit, with both columns fully operational, can process 25,000MT foul material per year.
- **Storage of Chemicals**
 - Both liquid and solid raw materials and wastes are stored on site.
 - The liquids are stored in large stainless steel tanks.
 - Each tank is contained in a bund or a walled enclosure which will take the contents of the tank in the event of a large spillage.
 - The tank operations are strictly controlled to prevent emissions.
 - All solids are stored in a special drum park which is designed to control spillages.
 - Cold storage is available on site for temperature sensitive materials