

**UNITED STATES  
SECURITIES AND EXCHANGE COMMISSION**  
Washington, D.C. 20549

---

**FORM 20-F**

---

**REGISTRATION STATEMENT PURSUANT TO SECTION 12(b) OR (g) OF THE SECURITIES EXCHANGE ACT OF 1934**

OR

**ANNUAL REPORT PURSUANT TO SECTION 13 OR 15(d) OF THE SECURITIES EXCHANGE ACT OF 1934 For the fiscal year ended December 31, 2012**

OR

**TRANSITION REPORT PURSUANT TO SECTION 13 OR 15(d) OF THE SECURITIES EXCHANGE ACT OF 1934**

OR

**SHELL COMPANY REPORT PURSUANT TO SECTION 13 OR 15(d) OF THE SECURITIES EXCHANGE ACT OF 1934**

Commission file number 1-15170

---

**GlaxoSmithKline plc**

(Exact name of Registrant as specified in its charter)

---

**England**

(Jurisdiction of incorporation or organization)

**980 Great West Road, Brentford, Middlesex TW8 9GS England**

(Address of principal executive offices)

**Victoria Whyte  
Company Secretary  
GlaxoSmithKline plc  
980 Great West Road  
Brentford, TW8 9GS  
England  
+44 20 8047 5000**

**company.secretary@gsk.com**

(Name, Telephone, E-mail and/or Facsimile number and Address of Company Contact Person)

**Securities registered or to be registered pursuant to Section 12(b) of the Act:**

<u>Title of Each Class</u>	<u>Name of Each Exchange On Which Registered</u>
<b>American Depositary Shares, each representing</b>	
<b>2 Ordinary Shares, Par value 25 pence</b>	<b>New York Stock Exchange</b>
<b>4.850% Notes due 2013</b>	<b>New York Stock Exchange</b>
<b>0.750% Notes due 2015</b>	<b>New York Stock Exchange</b>
<b>1.500% Notes due 2017</b>	<b>New York Stock Exchange</b>
<b>5.650% Notes due 2018</b>	<b>New York Stock Exchange</b>
<b>2.850% Notes due 2022</b>	<b>New York Stock Exchange</b>
<b>6.375% Notes due 2038</b>	<b>New York Stock Exchange</b>

**Securities registered or to be registered pursuant to Section 12(g) of the Act:**

**None**  
(Title of class)

**Securities for which there is a reporting obligation pursuant to Section 15(d) of the Act:**

**None**  
(Title of class)

Indicate the number of outstanding shares of each of the issuer's classes of capital or common stock as of the close of the period covered by the annual report.

**Ordinary Shares of Par value 25 pence each** **5,397,595,969.**

Indicate by check mark if the registrant is a well-known seasoned issuer, as defined in Rule 405 of the Securities Act.

Yes  No

If this report is an annual or transition report, indicate by check mark if the registrant is not required to file reports pursuant to Section 13 or 15(d) of the Securities Exchange Act of 1934.

Yes  No

Note – Checking the box above will not relieve any registrant required to file reports pursuant to Section 13 or 15(d) of the Securities Exchange Act of 1934 from their obligations under those Sections.

Indicate by check mark whether the registrant (1) has filed all reports to be filed by Section 13 or 15(d) of the Securities Exchange Act of 1934 during the preceding 12 months (or for such shorter period that the registrant was required to file such reports), and (2) has been subject to such filing requirements for the past 90 days.

Yes  No

Indicate by check mark whether the registrant has submitted electronically and posted on its corporate Web site, if any, every Interactive Data File required to be submitted and posted pursuant to Rule 405 of Regulation S-T (§232.405 of this chapter) during the preceding 12 months (or for such shorter period that the registrant was required to submit and post such files).

Yes  No

Indicate by check mark whether the registrant is a large accelerated filer, an accelerated filer, or a non-accelerated filer. See definition of "accelerated filer" and "large accelerated filer" in Rule 12b-2 of the Exchange Act. (Check one):

Large accelerated filer       Accelerated filer       Non-accelerated filer

Indicate by check mark which basis of accounting the registrant has used to prepare the financial statements included in this filing:

U.S. GAAP       International Financial Reporting Standards as issued  
by the International Accounting Standards Board       Other

If "Other" has been checked in response to the previous question, indicate by check mark which financial statement item the registrant has elected to follow.

Item 17     Item 18

If this is an annual report, indicate by check mark whether the registrant is a shell company (as defined in Rule 12b-2 of the Exchange Act).

Yes  No

## **TABLE OF CONTENTS**

### Part I

- Item 1. Identity of Directors, Senior Management and Advisers
- Item 2. Offer Statistics and Expected Timetable
- Item 3. Key Information
- Item 4. Information on the Company
- Item 4A. Unresolved Staff Comments
- Item 5. Operating and Financial Review and Prospects
- Item 6. Directors, Senior Management and Employees
- Item 7. Major Shareholders and Related Party Transactions
- Item 8. Financial Information
- Item 9. The Offer and Listing
- Item 10. Additional Information
- Item 11. Quantitative and Qualitative Disclosures About Market Risk
- Item 12. Description of Securities Other than Equity Securities

### Part II

- Item 13. Defaults, Dividend Arrearages and Delinquencies
- Item 14. Material Modifications to the Rights of Security Holders and Use of Proceeds
- Item 15. Controls and Procedures
- Item 16. [Reserved]
- Item 16A. Audit committee financial expert
- Item 16B. Code of Ethics
- Item 16C. Principal Accountant Fees and Services
- Item 16D. Exemptions from the Listing Standards for Audit Committees
- Item 16E. Purchases of Equity Securities by the Issuer and Affiliated Purchasers
- Item 16F. Change in Registrant's Certifying Accountant
- Item 16G. Corporate Governance
- Item 16H. Mine Safety Disclosure

### Part III

- Item 17. Financial Statements
- Item 18. Financial Statements
- Item 19. Exhibits

### Signatures

- EX-1.1
- EX-12.1
- EX-12.2
- EX-13.1
- EX-15.1
- EX-15.2

Pursuant to Rule 12b-23(a) of the Securities Exchange Act of 1934, as amended, the information for the 2012 Form 20-F of GlaxoSmithKline plc set out below is being incorporated by reference from the “GSK Annual Report 2012” included as exhibit 15.2 to this Form 20-F dated and submitted on March 8, 2013 (the “GSK Annual Report 2012”).

All references in this Form 20-F to “GlaxoSmithKline,” the “Group” or “GSK” mean GlaxoSmithKline plc and its subsidiaries; the “company” means GlaxoSmithKline plc.

References below to major headings include all information under such major headings, including subheadings, unless such reference is a reference to a subheading, in which case such reference includes only the information contained under such subheading.

In addition to the information set out below, the information set forth under the headings “Cautionary statement regarding forward-looking statements” on the inside front cover, “Directors’ statement of responsibilities” on page 138, “Share buy-back programme” on page 239, “Financial reporting calendar”, “Results announcements” and “Financial reports” on page 240, “Annual General Meeting 2013” and “Documents on display” on page 241, “Registrar” on page 245, “ADR Depositary”, “Glaxo Wellcome and SmithKline Beecham Corporate PEPs”, “ShareGift”, “Share scam alert”, “Corporate Responsibility Report” and “Contacts” on page 246 and “Glossary of terms” on page 247 in each case of the GSK Annual Report 2012 is incorporated by reference.

#### **Notice regarding limitations on Director Liability under English Law**

Under the UK Companies Act 2006, a safe harbour limits the liability of Directors in respect of statements in and omissions from the portions of the GSK Annual Report 2012 incorporated by reference herein, which includes a business review on pages 1 to 86 of the GSK Annual Report 2012 incorporated by reference herein. Under English law the Directors would be liable to the company, but not to any third party, if the Report of the Directors described below contains errors as a result of recklessness or knowing misstatement or dishonest concealment of a material fact, but would not otherwise be liable.

#### **Report of the Directors**

The portions of pages 1-136 and pages 239-244 of the GSK Annual Report 2012 incorporated by reference herein comprise the Report of the Directors that has been drawn up and presented in accordance with and in reliance upon English company law, and the liabilities of the Directors in connection with that report shall be subject to the limitations and restrictions provided by such law.

**Portions of the GSK Annual Report 2012 incorporated by reference herein contain references to our website. Information on our website or any other website referenced in the GSK Annual Report 2012 is not incorporated into this Form 20-F and should not be considered to be part of this Form 20-F. We have included any website as an inactive textual reference only.**

### **PART I**

#### **Item 1. Identity of Directors, Senior Management and Advisers**

Not applicable.

#### **Item 2. Offer Statistics and Expected Timetable**

Not applicable.



### Item 3. Key Information

#### 3.A Selected financial data

The information set forth under the heading:

- “Five year record” on pages 236 to 238

of the GSK Annual Report 2012 is incorporated herein by reference.

#### 3.B Capitalization and indebtedness

Not applicable.

#### 3.C Reasons for the offer and use of proceeds

Not applicable.

#### 3.D Risk factors

Principal risk factors and uncertainties

There are risks and uncertainties relevant to the Group’s business, financial condition and results of operations that may affect the Group’s performance and ability to achieve its objectives. The factors below are among those that the Group believes could cause its actual results to differ materially from expected and historical results. There are other risks and uncertainties that may affect the Group’s performance and ability to achieve its objectives that are not currently known to the Group, or which are deemed immaterial.

The Group reviews and assesses significant risks on a regular basis and has implemented an oversight programme to help ensure that there is a system of internal controls in place. This system includes policies and procedures, communication and training programmes, supervision and monitoring and processes for escalating issues to the appropriate level of senior management. Such a system helps facilitate the Group’s ability to respond appropriately to risks and to achieve Group objectives and helps ensure compliance with applicable laws, regulations and internal policies. In addition, the Group’s Audit & Assurance function is responsible for independently assessing the adequacy and effectiveness of the management of significant risks and reporting outcomes to business management, the Risk Oversight & Compliance Council, and the Audit & Risk Committee as necessary. The Group’s management of risks is further discussed on pages 100 to 102 ‘Corporate governance’ of the GSK Annual Report 2012.

The principal risks and uncertainties that might affect the Group’s business are identified below. However, it is not possible for the Group to implement controls to respond to all the risks that it may face. The principal risk factors and uncertainties are not listed in order of significance. All page and section references in this Item 3.D “Risk factors” are to pages and sections in the GSK Annual Report 2012.

#### **Delivering commercially successful new products**

##### **Risk description: Risk that R&D will not deliver commercially successful new products**

The Group operates in highly competitive markets. In the Pharmaceuticals and Vaccines businesses, it faces competition from proprietary products of large, international manufacturers and from producers of generic pharmaceuticals. The Pharmaceuticals and Vaccines businesses also face increasing competition from manufacturers in emerging markets, with a lower cost manufacturing base than that of the Group.

Significant product innovations, technical advances or the intensification of price competition by competitors may materially and adversely affect the Group's financial results. The Group cannot always predict the timing or impact of competitive products or their potential impact on sales of the Group's products. In light of the competitive environment in which the Group operates, continued development of commercially viable new products as well as the development of additional uses for existing products is critical to the Group's ability to replace sales of older products that decline upon expiration of exclusive rights, and to increase overall sales.

Developing new pharmaceutical and vaccine products is a costly, lengthy and uncertain process. A new product candidate can fail at any stage of the development process, and one or more late stage product candidates could fail to receive regulatory approval. New product candidates may appear promising in development but, after significant investment of Group economic and human resources, may fail to reach the market or may have only limited commercial success. This could be, for example, as a result of efficacy or safety concerns, an inability to obtain necessary regulatory approvals, difficulty manufacturing or excessive manufacturing costs, erosion of patent coverage as a result of a lengthy development period, infringement of patents or other intellectual property rights of others or an inability to differentiate the product adequately from those with which it competes.

Furthermore, health authorities have increased their focus on safety and product differentiation when assessing the benefit/risk balance of drugs, which has made it more difficult for pharmaceutical and vaccine products to gain regulatory approval. There is also increasing pressure on healthcare budgets as a result of the financial crisis, the increase in the average age of the population in developed markets, and the increase in the absolute population in developing markets. Payers, therefore, increasingly have demanded greater incremental benefit from pharmaceutical and vaccine products before agreeing to reimburse drug manufacturers at prices manufacturers consider appropriate. A failure to develop commercially successful products or to develop additional uses for existing products for any of these reasons could materially and adversely affect the Group's financial results.

### **Protecting intellectual property rights**

#### **Risk description: Risks of failing to secure and protect intellectual property rights**

##### Failure to obtain effective intellectual property protection for our products.

As an innovator Pharmaceutical, Vaccine and Consumer Healthcare company, the Group seeks to obtain appropriate intellectual property protection for our products. Our ability to obtain and enforce patents and other proprietary rights with regard to our products is critical to the Group's business strategy and success.

In a number of markets in which the Group operates, the intellectual property laws and patent offices are still developing, and some markets may be unwilling to extend intellectual property protection to innovative products in a fashion similar to markets in more developed regions such as the EU, Japan and the USA or to enforce previously granted intellectual property rights.

The Group's inability to obtain and enforce effective intellectual property protection for our products in certain markets could have a material adverse result on the Group's financial results.

In some of the countries in which the Group operates, patent protection and data exclusivity may be significantly weaker than in the USA or the EU. Some developing countries have reduced, or threatened to reduce, effective patent protection for pharmaceutical products generally, or in particular therapeutic areas, to facilitate early competition within their markets from generic manufacturers. Any loss of patent protection, including reducing the scope of patent rights or compulsory licensing (in which a government forces a manufacturer to license its patents to a competitor), could materially and adversely affect the Group's financial results in those markets. Absence of adequate patent or data exclusivity protection could limit the opportunity to rely on such markets for future sales growth for the Group's products.

Expiry of intellectual property rights protection on the Group's products and on competitive products; Competition from generic manufacturers.

Pharmaceutical and vaccine products are usually only protected from being copied by generic manufacturers during the period of exclusivity provided by an issued patent or related intellectual property rights such as Regulatory Data Protection or Orphan Drug status. Following expiry of intellectual property rights protection, a generic manufacturer may produce a generic version of the product.

The Group faces intense competition from manufacturers of generic pharmaceutical products in all of its major markets. Introduction of generic products, particularly in the USA where the Group has its highest turnover and margins, typically leads to a dramatic loss of sales and reduces the Group's revenues and margins for its proprietary products. The Group had 10 pharmaceutical and vaccine products with over £500 million in annual global sales in 2012. For certain of these products, there is generic competition in the USA and some markets in Europe.

The timing and impact of entry in the USA and major markets in Europe for a 'follow-on' product to *Seretide/Advair* that contains the same active ingredients is uncertain. The US patent for compositions containing the combination of active substances in *Seretide/Advair* expired during 2010. The Group has not been notified of any acceptance by the US Food & Drug Administration (FDA) of an application for a 'follow-on' product that refers to *Seretide/Advair* and contains the same active ingredients and is not able to predict when this may occur or when any such 'follow-on' product may enter the US market.

Generic drug manufacturers have also exhibited a readiness to market generic versions of many of the Group's most important products prior to the expiration of the Group's patents. Their efforts may involve challenges to the validity or enforceability of a Group patent or assertions that their generic product does not infringe the Group's patents. If the Group is not successful in defending an attack on its patents and maintaining exclusive rights to market one or more of its major products, particularly in the USA and Europe, the Group's financial results would be adversely affected. The expiration dates for patents for the Group's major products and a description of litigation settlements which may affect the dates on which generic versions of the Group's products may be introduced are set out on pages 229 to 230. Legal proceedings involving patent challenges are set out in Note 44 to the financial statements, 'Legal proceedings'.

The Group may also experience an impact on sales of one of its products due to the expiry or loss of patent protection for a product marketed by a competitor in a similar product class or for treatment of a similar disease condition. The availability of generic products in the same or similar product class in which one of the Group's products competes could have a material adverse impact on sales of the Group's products.

Regulations outlining the requirements for establishing biosimilars and interchangeable products, as well as the operation of complicated patent litigation provisions, have not yet been proposed by the FDA, although the FDA currently is implementing the biosimilar pathway without such regulations, based on the statute and guidance documents. In Europe, the European Medicines Agency (EMA) has finalised guidelines for similar biological medicinal products containing monoclonal antibodies (mAbs). Such new regulations for establishing biosimilars and interchangeable products could allow for earlier competition for certain of the Group's products.

The loss of patent or data exclusivity protection for some or all of the Group's products could have a material adverse impact on sales of the Group's products.

### **Ensuring product quality**

**Risk description: Risk to the patient or consumer as a result of the failure by GSK, its contractors or suppliers to comply with good manufacturing practice regulations in commercial manufacturing or through inadequate governance of quality through product development**

Patients, consumers and healthcare professionals trust the quality of our products at the point of use. A failure to ensure product quality is an enterprise risk which is applicable across all of the Group.

A failure to ensure product quality could have far reaching implications in terms of the health of our patients and customers, reputation, regulatory, legal, and financial consequences for the Group.

Product quality may be influenced by many factors including product and process understanding, consistency of manufacturing components, compliance with current Good Manufacturing Practice (cGMP), accuracy of labelling, reliability and security of the supply chain, and the embodiment of an overarching quality culture. The internal and external environment continues to evolve as new products, new markets and new legislation are introduced. Particular attention is currently being focused on global supply. In the EU, the new Falsified Medicines Directive is focused on security of supply. In the USA, the passage of the Food Drug and Administration Safety and Innovation Act (FDASIA) will focus attention on reducing current levels of drug shortages in the marketplace, and new cGMP legislation is being introduced in many emerging markets including China and Brazil. On the inspection front, pharmaceutical inspectors are increasingly looking for global application of corrective actions beyond the original site of inspection.

### **Maintaining product supply**

**Risk description: Risk of interruption of product supply**

The manufacture of pharmaceutical and vaccine products and their constituent materials requires compliance with good manufacturing practice regulations. The Group's manufacturing sites are subject to review and approval by the FDA and other regulatory agencies.

Compliance failure by the Group's manufacturing facilities or by suppliers of key services and materials could lead to product recalls and seizures, interruption of production, delays in the approval of new products, and revoking of license to operate pending resolution of manufacturing issues. For example, non-compliance with cGMP requirements for US supply could ultimately result, in the most severe circumstances, in fines and disgorgement of profits. Any interruption of supply or the incurring of fines or disgorgement impacting significant products or markets could materially and adversely affect the Group's financial results.

Materials and services provided by third-party suppliers are necessary for the commercial production of our products, including specialty chemicals, commodities and components necessary for the manufacture and packaging of many of the Group's pharmaceutical, vaccine and consumer healthcare products. Some of the third-party services procured, for example, services provided by clinical research organisations to support development of key products, are very important to the operation of the Group's businesses. Although the Group undertakes business continuity planning, single sourcing for certain components, bulk active materials, finished products, and services creates a risk of failure of supply in the event of regulatory non-compliance or physical disruption at the manufacturing sites. The failure of a small number of single-source, third-party suppliers or service providers to fulfil their contractual obligations in a timely manner or as a result of regulatory non-compliance or physical disruption at the manufacturing sites may result in delays or service interruptions, which may materially and adversely affect the Group's financial results.

### **Securing adequate pricing and reimbursement**

**Risk description: Risk that the Group may fail to secure adequate pricing/reimbursement for its products or existing regimes of pricing laws and regulations become more unfavourable.**

Pharmaceutical and vaccine products are subject to price controls or pressures and other restrictions in many markets, around the world. Some governments intervene directly in setting prices. In addition, in some markets, major purchasers of pharmaceutical or vaccine products (whether governmental agencies or private health care providers) have the economic power to exert substantial pressure on prices or the terms of access to formularies. Difficult economic conditions, particularly in the major markets in Europe, could increase the pricing pressures on the Group's pharmaceutical and vaccine products. The Group cannot accurately predict whether existing controls, pressures or restrictions will increase or whether new controls, pressures or restrictions will be introduced. Such measures may materially and adversely affect the Group's ability to introduce new products profitably and its financial results.

In the USA, where the Group has its highest margins and the most sales of any country, there are no direct government price controls over private sector purchases, but federal law requires pharmaceutical manufacturers to pay prescribed rebates on certain drugs to be eligible for reimbursement under several state and federal healthcare programmes, primarily Medicare and Medicaid. Pricing pressures are likely to increase as the US Government's share of national health spending continues to increase.

Additionally, due to passage of comprehensive health care reform in 2010, the US Government's role in providing or subsidising health insurance is expected to significantly expand in 2014, which indicates the growing role and leverage the government will bring to bear on the Group's rebate liability with respect to US federal programs.

As part of ongoing deficit reduction discussions in the USA, the Obama administration recently has suggested that pharmaceutical manufacturers be required to offer federally mandated rebates to the government on drugs for people who are elderly and disabled and who qualify for both Medicare and Medicaid (known as 'dual eligibles'). These individuals currently receive drug benefits through Medicare Part D. A manufacturer's Medicare Part D rebates are negotiated with health plans and typically are lower than the federally mandated Medicaid rebates. If legislation passes requiring manufacturers to pay mandated Medicaid level rebates for the dual eligibles, there would be a significant additional rebate liability for pharmaceutical companies such as the Group.

In recent years, a number of states have also proposed or implemented various schemes to control the pharmacy budget for drugs used by their low-income and senior citizens' programmes, including increasing the rebate liability of pharmaceutical companies, importation from other countries and bulk purchases of drugs.

Given the possible expansion of Medicaid under the US health care reform law and the economic pressures on state government budgets, pricing pressures on the Group's pharmaceutical and vaccine products are likely to increase. Any of these trends may materially and adversely affect the Group's financial results.

## **Compliance with relevant laws and regulations**

### **Risk description: Risks arising from non-compliance with laws and regulations affecting the Group**

The Group operates on a global basis and must comply with a broad range of laws and regulatory controls on the development, manufacturing, testing, approval, distribution and marketing of many of its pharmaceutical, vaccine and consumer healthcare products that affect not only the cost of product development but also the time required to reach the market and the uncertainty of successfully doing so. The Group operates globally in complex legal and regulatory environments that often vary among jurisdictions.

As those rules and regulations change or as governmental interpretation of those rules and regulations evolve, the potential exists for conduct of the Group to be called into question.

Historically, there have been more stringent regulatory requirements in developed markets. However, in recent years, emerging markets have been increasing their regulatory expectations based on their own national interpretations of US and EU standards. Stricter regulatory controls heighten the risk of changes in product profile or withdrawal by regulators on the basis of post-approval concerns over product safety, which could reduce revenues and result in product recalls and product liability lawsuits. There is also greater regulatory scrutiny, especially in the USA, on advertising and promotion and in particular on direct-to-consumer advertising.

Furthermore, interaction and exchange of information between the Group and external communities in order to advance scientific and medical understanding may be, or may be perceived to be, promotional in intent by regulators, potentially resulting in a loss of credibility with authorities, prescribers, and patients. Such an interpretation could result in a regulatory action or a government investigation which could have far-reaching effects including impacting product liability actions, the regulatory pathway for assets, significant fines, exclusion from government programs, and even individual criminal liability.

Additionally, the development of the post-approval adverse event profile for a product or the product class may materially and adversely affect the Group's financial results.

The Group is also subject to laws of the USA, the EU and other jurisdictions regulating the export of its products to certain countries. For instance, Iran is subject to wide-ranging sanctions under the laws of the USA, the EU, and other jurisdictions. The Group has exported certain pharmaceutical and vaccine products from its Pharmaceuticals and Vaccines businesses, and certain healthcare products including over-the-counter-medicines and medical devices from its Consumer Healthcare business, to Iran via sales by non-US entities to three privately held Iranian distributors. The Group also does business, via non-US entities, in other jurisdictions targeted by sanctions laws, including Cuba, Syria, and Sudan. Failure to comply with these laws could expose the Group to civil and criminal penalties, including fines, prosecution, the imposition of export or economic sanctions against the Group and reputational damage, all of which could materially and adversely affect the Group's financial results.

U.S. law requires specific disclosure of certain dealings with Iran, including transactions or dealings with government-owned entities and entities sanctioned for activities related to terrorism or proliferation of weapons of mass destruction. We do not believe that our Iranian distributors fall within any of the relevant categories. However, while the Group has no direct knowledge of the identity of its distributors' downstream customers, it is possible that these customers include entities, such as government-owned hospitals and pharmacies, that are owned or controlled directly or indirectly by the Iranian government or by persons or entities sanctioned in connection with terrorism or proliferation activities. The entire gross revenues from the Group's sales to Iran in 2012 were £19.7 million and the net profits were £2.8 million; the Group is unable to ascertain the proportion of gross revenue or sales potentially attributable to entities affiliated with the Iranian government or persons sanctioned for terrorism or proliferation activities. Following a review of its business with Iran, the Group has ceased sales of products from its Consumer Healthcare business and intends to supply only products of high medical/public health need (as determined using criteria set by the World Health Organization) from its Pharmaceuticals and Vaccines businesses.

### **Changing global political and economic conditions**

**Risk description: Risk of exposure to various external political and economic conditions, as well as natural disaster that may impact the Group's performance and ability to achieve its objectives**

Many of the world's largest economies, including the major markets in which the Group operates, and financial institutions have recently faced extreme financial difficulty, including a decline in asset prices, liquidity problems and limited availability of credit. In addition, the Group operates across a wide range of markets and these markets have the potential to encounter natural disasters that could impact business operations.

The economic uncertainty of 2011 continued into 2012, particularly in Europe. It is uncertain how long these effects will last, or whether economic and financial trends will worsen or improve.



The austerity measures in certain countries in Europe have increased pressures on the payers in those countries to force healthcare companies such as the Group to decrease the price of its products. The debt crisis has given rise to concerns that some countries may not be able to pay for our products. Current economic conditions may also adversely affect the ability of our distributors, customers, suppliers and service providers to pay for our products, or otherwise to buy necessary inventory or raw materials, and to perform their obligations under agreements with the Group, which could disrupt our operations, and negatively impact our business and cash flow. Some of our distributors, customers, suppliers and service providers may be unable to pay their bills in a timely manner, or may even become insolvent, which could also negatively impact our business and results of operations. These risks may be elevated with respect to our interactions with third parties with substantial operations in countries where current economic conditions are the most severe, particularly where such third parties are themselves exposed to risk from business interactions directly with fiscally-challenged government payers.

Such continued economic weakness and uncertainty could materially and adversely affect the Group's revenues, results of operations and financial condition. The Group's businesses, including Pharmaceuticals, Vaccines and Consumer Healthcare, may be particularly sensitive to declines in consumer or government spending. In addition, further or renewed declines in asset prices may result in a lower return on the Group's financial investments and may cause the value of the Group's investments in its pension plans to decrease, requiring the Group to increase its funding of those pension plans. See Note 28 to the financial statements, 'Pensions and other post-employment benefits' for a discussion of the investment strategy and general pension overview.

The Group has no control over changes in inflation and interest rates, foreign currency exchange rates and controls or other economic factors affecting its businesses or the possibility of political unrest, legal and regulatory changes or nationalisation in jurisdictions in which the Group operates.

### **Managing alliances and acquisitions**

#### **Risk description: Risks from alliances and acquisitions**

As part of the Group's strategy to diversify into new product areas and markets, the Group has grown, and expects to continue to grow, in part through acquisitions and business alliances. There is intense competition for alliance and acquisition candidates in the pharmaceutical industry, and, as such, the Group may be unable to make these deals on acceptable terms or at all. In acquiring or forming alliances with companies, the Group may assume significant debt, become subject to unknown or contingent liabilities or fail to realise the benefits expected from these transactions. For example, most pharmaceutical or biotech companies, including those that the Group may consider acquiring, are involved in patent disputes, product liability litigation, government investigations and other legal proceedings whose outcome is subject to considerable uncertainty.

The assumption of debt or unknown or contingent liabilities or the failure to realise the expected benefits may materially and adversely affect the Group's financial results.

The process of integrating companies the Group may acquire may result in disruption to the ongoing business as the effort of integrating organisations in different locations and with, among other things, differing systems and corporate cultures may divert attention and resources, result in the loss of key employees or have other adverse consequences, any of which may materially and adversely affect the Group's financial results.



## **Compliance with financial reporting and disclosure requirements**

### **Risk description: Risk associated with financial reporting and disclosure and changes to accounting standards**

New or revised accounting standards, rules and interpretations issued from time to time by the International Accounting Standards Board could result in changes to the recognition of income and expense that may materially and adversely affect the Group's financial results.

Under International Financial Reporting Standards, changes in the market valuation of certain financial instruments are required to be reflected in the Group's reported results before those gains or losses are actually realised. This could have a significant impact on the income statement in any given period. Accounting for deferred taxation on inter-company inventory may give rise to volatility depending upon the Group entity that owns the inventory.

Regulators regularly review the financial statements of listed companies for compliance with accounting and regulatory requirements. The Group believes that it complies with the appropriate regulatory requirements concerning its financial statements and disclosures. However, other companies have experienced investigations into potential non-compliance with accounting and disclosure requirements that have resulted in restatements of previously reported results and sometimes significant penalties. Any such investigation and required restatement could materially and adversely affect the Group's financial results.

## **Compliance with tax law and managing treasury investments**

### **Risk description: Risk that as the Group's business models and tax law and practice change over time, the Group's existing tax policies and operating models are no longer appropriate, or that significant losses arise from treasury investments**

The Group's effective tax rate is driven by rates of tax in jurisdictions that are both higher and lower than that applied in the UK. In addition, many jurisdictions such as the UK, Belgium and the USA currently offer regimes that encourage innovation and new scientific endeavours by providing tax incentives, for example R&D tax credits, and lower tax rates on income derived from patents.

Furthermore, given the scale and international nature of the Group's business, intra-group transfer pricing is an inherent tax risk as it is for other international businesses. Changes in tax laws or in their application with respect to matters such as transfer pricing, foreign dividends, controlled companies, R&D tax credits, taxation of intellectual property or a restriction in tax relief allowed on the interest on intra-group debt, could impact the Group's effective tax rate and materially and adversely affect its financial results.

The tax charge included in the financial statements is the Group's best estimate of its tax liability, but until such time as audits by tax authorities are concluded, there is a degree of uncertainty regarding the final tax liability for the period. The Group's policy is to submit tax returns within the statutory time limits and engage with tax authorities to ensure that the Group's tax affairs are as current as possible, and that any differences in the interpretation of tax legislation and regulation are resolved as quickly as possible. In exceptional cases where matters cannot be settled by agreement with tax authorities, the Group may have to resolve disputes through formal appeals or other proceedings.

For example, in October 2012, the Supreme Court of Canada delivered its decision on an appeal in respect of the Group's transfer pricing, as discussed in Note 14 to the financial statements, 'Taxation'. The Group, like other international businesses, is also subject to a range of other duties and taxes for which it incurs similar types of risk.

The Group deals in high value transactions on a frequent basis which may result in an increased risk of financial loss due to the mismanagement of cash or entering into high risk positions on hedge transactions, any of which could materially and adversely affect the Group's financial results.

#### **Compliance with anti-bribery and corruption legislation**

##### **Risk description: Risk of failing to create a corporate environment opposed to corruption or failing to instil business practices that prevent corruption and comply with anti-corruption legislation**

The Group's extensive and increasingly international operations may give rise to possible claims of bribery and corruption. The Group operates in a number of markets where the corruption risk has been identified as high by groups such as Transparency International. Failure to comply with applicable legislation such as the US Foreign Corrupt Practices Act and the UK Bribery Act, or similar legislation in other countries, could expose the Group and senior officers to civil and criminal sanction.

This could potentially include fines, prosecution, debarment from public procurement and reputational damage, all of which could materially and adversely affect the Group's financial results.

#### **Potential litigation**

##### **Risk description: Risk of substantial adverse outcome of litigation and government investigations**

Note 44 to the financial statements, 'Legal proceedings', contains a discussion of material proceedings and governmental investigations currently involving the Group which, if proven, could give rise to civil and/or criminal liabilities. Unfavourable resolution of these and similar future proceedings or investigations may have a material adverse effect on the Group's financial condition and results of operations. As an example, in 2012, the Group entered into a settlement agreement with the US federal government resulting in a payment of US\$3 billion by the Group. The Group has made provisions related to such legal proceedings and investigations, which have reduced its earnings.

In the future, the Group may also make additional significant provisions related to legal proceedings and investigations which would reduce its earnings. In many cases, the Group believes that it is the practice of the plaintiff bar to claim damages in amounts that bear no reasonable relationship to the underlying harm allegedly caused by the Group's products or its actions. Accordingly, it may be potentially misleading for the Group to quantify, based on the amount of damages claimed, its potential exposure to claims, proceedings and investigations of the type described in Note 44 to the financial statements. 'Legal proceedings'.

Recent insurance loss experience, including pharmaceutical product liability exposures, has increased the cost, and reduced the capacity, of insurers to provide coverage for pharmaceutical companies generally, including the Group.

### Product liability litigation

Pre-clinical and clinical trials are conducted during the development of potential pharmaceutical, vaccine and consumer healthcare products to determine the safety and efficacy of the products for use by humans following approval by regulatory authorities. Notwithstanding the efforts the Group makes to determine the safety of its products through regulated clinical trials, unanticipated side effects may become evident only when drugs and vaccines are widely introduced into the marketplace.

In other instances, third-parties may perform analyses of published clinical trial results which, although not necessarily accurate or meaningful, may raise questions regarding the safety of pharmaceutical, vaccine or consumer healthcare products which may be publicised by the media and may result in product liability claims. The Group is currently a defendant in a substantial number of product liability lawsuits, including class actions, that involve significant claims for damages related to the Group's pharmaceutical and consumer healthcare products. Litigation, particularly in the US, is inherently unpredictable. Class actions that sweep together all persons who were prescribed the Group's products can inflate the potential liability by the force of numbers. Claims for pain and suffering and punitive damages are frequently asserted in product liability actions and, if allowed, can represent potentially open ended exposure and thus could materially and adversely affect the Group's financial results.

In some cases, the Group may voluntarily cease marketing a product or face declining sales based on concerns about efficacy or safety, even in the absence of regulatory action.

### Anti-trust litigation

In the USA, it has become increasingly common for patent infringement actions to prompt claims that anti-trust laws have been violated during the prosecution of the patent or during litigation involving the defence of that patent. Such claims by direct and indirect purchasers and other payers are typically filed as class actions. The relief sought may include treble damages and restitution claims. Similarly, anti-trust claims may be brought by government entities or private parties following settlement of patent litigation, alleging that such settlements are anti-competitive and in violation of anti-trust laws. In the USA and Europe, regulatory authorities have continued to challenge as anti-competitive so-called "reverse payment" settlements between innovator (branded) and generic drug manufacturers. The US Supreme Court is currently reviewing the legality of such settlement agreements. The Group may also be subject to other anti-trust litigation involving competition claims unrelated to patent infringement and prosecution. A successful anti-trust claim by a private party or government entity against the Group could materially and adversely affect the Group's financial results.

### Sales and marketing litigation

The Group operates globally in complex legal and regulatory environments that often vary among jurisdictions. The failure to comply with applicable laws, rules and regulations in these jurisdictions may result in civil and criminal legal proceedings brought against the Group by governmental entities at the federal and state levels and by private plaintiffs. As those rules and regulations change or as governmental interpretation of those rules and regulations evolve, conduct of the Group may be called into question.

In the USA, for example, the Group settled a number of federal and state investigations into the marketing of certain of its products and entered into a CIA with the federal government relating to the Group's marketing and promotion of its products in the USA.

While the Group reached agreement in 2012 to resolve certain federal and state governmental investigations into the pricing, marketing and reimbursement of its prescription drug products, as detailed in Note 44 to the financial statements, 'Legal proceedings', additional related state investigations that have been initiated on the basis of the same factual claims could result in restitution or civil litigation on behalf of state governments, and could also result in related proceedings initiated against the Group by or on behalf of consumers and private payers. Such proceedings may result in trebling of damages awarded or fines in respect to each violation of law. The conduct of the Group could result in additional investigations in the future by the US federal and state governments and similar civil litigation. Any of these consequences could materially and adversely affect the Group's financial results.

### **Managing environmental, health, safety and sustainability compliance**

#### **Risk description: Risk of ineffectively managing environment, health, safety, and sustainability ('EHSS') objectives and requirements**

The environmental laws of various jurisdictions impose actual and potential obligations on the Group to remediate contaminated sites. The Group has also been identified as a potentially responsible party under the US Comprehensive Environmental Response Compensation and Liability Act at a number of sites for remediation costs relating to the Group's use or ownership of such sites.

Failure to manage properly the environmental risks could result in additional remedial costs that may materially and adversely affect the Group's financial results. See Note 44 to the financial statements, 'Legal proceedings', for a discussion of environmental related proceedings in which the Group is involved. The Group routinely accrues amounts related to its liabilities for such matters.

The impact of this risk, should the risk occur, could lead to significant harm to people, the environment and communities in which the Group operates and the failure to meet stakeholder expectations and regulatory requirements.

### **Concentration of sales to wholesalers**

#### **Risk description: Risk from the Group's sale of products to a small number of wholesalers**

In the USA, similar to other pharmaceutical and vaccine companies, the Group sells its products through a small number of wholesalers in addition to hospitals, pharmacies, physicians and other groups. Sales to the three largest wholesalers amounted to approximately 81 % of the Group's US Pharmaceuticals and Vaccines turnover in 2012.

At 31 December 2012, the Group had trade receivables due from these three wholesalers totalling £815 million (31 December 2011 - £934 million). The Group is exposed to a concentration of credit risk in respect of these wholesalers such that, if one or more are affected by financial difficulty, it could materially and adversely affect the Group's financial results.

### **Protecting our information**

#### **Risk description: Risk of exposing business critical or sensitive data due to inadequate data governance or information systems security**

The Group relies on critical and sensitive data, such as corporate strategic plans, personally identifiable information, trade secrets and intellectual property, to drive planning and operations. Security of this type of data is exposed to escalating external threats that are increasing in sophistication and changing from a goal of disruption to being financially or politically motivated.

Failure to implement appropriate safeguards to adequately protect against any unauthorised or unintentional access, acquisition, use, modification, loss or disclosure of this critical or sensitive data may adversely impact the Group's ability to maintain patent rights and competitive advantages and may result in legal non-compliance resulting in fines and penalties or inability to sell product in a particular market.

## **Item 4. Information on the Company**

### **4.A History and development of the company**

The information set forth under the heading:

- "About GSK" on the inside back cover;
- "Head Office and Registered Office" on the outside back cover; and
- "Acquisitions and disposals" on pages 188 to 192

of the GSK Annual Report 2012 is incorporated herein by reference.

### **4.B Business overview**

- See Item 3D "Risk factors" above;

In addition, the information set forth under the headings:

- "GSK in 2012" on page 1;
- "Chairman's statement" on page 2;
- "CEO's review" on pages 3 to 4 (excluding the information in the second paragraph under the heading "Outlook" on page 4);
- "How we performed" on pages 6 to 7;
- "What we do" on page 8;
- "Where we do it" on page 9;
- "How we create value" on pages 10 to 11;

- “Our market” on pages 12 to 15 (excluding the information in the second paragraph under the heading “Outlook” on page 15);
- “How we deliver” on pages 16 to 17;
- “Deliver more products of value” on pages 30 to 31;
- “Investment in R&D” on page 32;
- “Pharmaceuticals R&D” on pages 33 to 36;
- “Vaccines R&D” on pages 37 to 38;
- “Consumer Healthcare R&D” on page 39;
- “Late stage pipeline summary” on pages 40 to 41;
- “Simplify the operating model” on pages 42 to 47 (excluding the information in the third sentence in the paragraph under the heading “Sales growth” on page 46 and the second sentence in the paragraph under the heading “Earnings per share” on page 46);
- “Responsible business” on pages 49 to 54
- “Acquisitions and disposals” on pages 188 to 192;
- “Pharmaceutical products, competition and intellectual property” on pages 229 to 230; and
- “Consumer Healthcare products and competition” on page 231

of the GSK Annual Report 2012 is incorporated herein by reference.

#### 4.C Organizational structure

The information set forth under the heading:

- “Note 43 Principal Group companies” on pages 207 to 209

of the GSK Annual Report 2012 is incorporated herein by reference.

#### 4.D Property, plants and equipment

The information set forth under the headings:

- “Note 6 – Segment information” on pages 151 to 155; and
- “Note 17 – Property, plant and equipment” on pages 163 to 164

of the GSK Annual Report 2012 is incorporated herein by reference.

#### Item 4A. Unresolved Staff Comments

Not applicable.

### Item 5. Operating and Financial Review and Prospects

#### 5.A Operating results

The information set forth under the headings:

- “Grow a diversified global business” on pages 18 to 29;
- “Financial review 2012” on pages 55 to 61 and 63 to 65;

- “Financial review 2011” on pages 72 to 74 and 76 to 77; and
- “Financial record - Quarterly trend” on pages 232 to 236

of the GSK Annual Report 2012 is incorporated herein by reference.

The following tables reconcile total results to core results. References in the GSK Annual Report 2012 to the reconciliations on page 62 or page 75 of that report should be read to refer to the information in these tables.

## 2012, 2011 AND 2010 RECONCILIATION OF TOTAL RESULTS TO CORE RESULTS

### Core results reconciliation Year ended 31 December 2012

	Core results £m	Intangible amortisation £m	Intangible impairment £m	Major restructuring £m	Legal costs £m	Other operating income £m	Acquisition adjust- ments £m	Total results £m
Gross profit	19,353	(378)	(309)	(128)			(1)	18,537
Operating profit	8,330	(477)	(693)	(557)	(436)	1,254	(29)	7,392
Profit before taxation	7,635	(477)	(693)	(558)	(436)	1,254	(33)	6,692
Profit after taxation	5,771	(332)	(497)	(843)	(286)	964	(33)	4,744
Earnings per share	112.7p	(6.8)p	(7.3)p	(17.4)p	(5.8)p	18.2p	(0.7)p	92.9p
Weighted average number of shares (millions)	4,912							4,912
<b>The following adjustments are made in arriving at core gross profit</b>								
Cost of sales	(7,078)	(378)	(309)	(128)			(1)	(7,894)
<b>The following adjustments are made in arriving at core operating profit</b>								
Selling, general and administration	(7,855)			(418)	(436)	(2)	(28)	(8,739)
Research and development	(3,474)	(99)	(384)	(11)				(3,968)
Other operating income						1,256		1,256
<b>The following adjustments are made in arriving at core profit before taxation</b>								
Net finance costs	(724)			(1)			(4)	(729)
<b>The following adjustments are made in arriving at core profit after taxation</b>								
Taxation	(1,864)	145	196	(285)	150	(290)		(1,948)

**Core results reconciliation**  
**Year ended 31 December 2011**

	Core results £m	Intangible amortisation £m	Intangible impairment £m	Major restructuring £m	Legal costs £m	Other operating income £m	Total results (restated) £m
Gross profit	20,128	(304)	(12)	(73)			<b>19,739</b>
Operating profit	8,803	(441)	(109)	(590)	(157)	301	<b>7,807</b>
Profit before taxation	8,111	(441)	(109)	(592)	(157)	886	<b>7,698</b>
Profit after taxation	6,007	(304)	(68)	(478)	(135)	436	<b>5,458</b>
Earnings per share	115.5p	(6.0)p	(1.4)p	(9.5)p	(2.7)p	8.7p	<b>104.6p</b>
Weighted average number of shares (millions)	5,028						<b>5,028</b>
<b>The following adjustments are made in arriving at core gross profit</b>							
Cost of sales	(7,259)	(304)	(12)	(73)			<b>(7,648)</b>
<b>The following adjustments are made in arriving at core operating profit</b>							
Selling, general and administration	(7,956)			(397)	(157)		<b>(8,510)</b>
Research and development	(3,678)	(137)	(97)	(97)			<b>(4,009)</b>
Other operating income				(23)		301	<b>278</b>
<b>The following adjustments are made in arriving at core profit before taxation</b>							
Net finance costs	(707)			(2)			<b>(709)</b>
Profit on disposal of interests in associates						585	<b>585</b>
<b>The following adjustments are made in arriving at core profit after taxation</b>							
Taxation	(2,104)	137	41	114	22	(450)	<b>(2,240)</b>



**Core results reconciliation**  
**Year ended 31 December 2010**

	Core results £m	Intangible amortisation £m	Intangible impairment £m	Major restructuring £m	Legal costs £m	Other operating income £m	Total results (restated) £m
Gross profit	20,987	(295)	(11)	(187)			<b>20,494</b>
Operating profit	9,497	(428)	(137)	(1,345)	(4,001)	197	<b>3,783</b>
Profit before taxation	8,866	(428)	(137)	(1,348)	(4,001)	205	<b>3,157</b>
Profit after taxation	6,600	(292)	(98)	(1,108)	(3,401)	152	<b>1,853</b>
Earnings per share	125.5p	(5.7)p	(1.9)p	(21.8)p	(66.9)p	2.9p	<b>32.1p</b>
Weighted average number of shares (millions)	5,085						<b>5,085</b>
<b>The following adjustments are made in arriving at core gross profit</b>							
Cost of sales	(7,405)	(295)	(11)	(187)			<b>(7,898)</b>
<b>The following adjustments are made in arriving at core operating profit</b>							
Selling, general and administration	(8,081)			(665)	(4,001)		<b>(12,747)</b>
Research and development	(3,705)	(133)	(126)	(493)			<b>(4,457)</b>
Other operating income						197	<b>197</b>
<b>The following adjustments are made in arriving at core profit before taxation</b>							
Net finance costs	(712)			(3)			<b>(715)</b>
Profit on disposal of interests in associates						8	<b>8</b>
<b>The following adjustments are made in arriving at core profit after taxation</b>							
Taxation	(2,266)	136	39	240	600	(53)	<b>(1,304)</b>

#### 5.B Liquidity and capital resources

The information set forth under the heading:

- “Financial position and resources” on pages 66 to 71;

of the GSK Annual Report 2012 is incorporated herein by reference.

#### 5.C Research and development, patents and licenses, etc.

The information set forth under the headings:

- “Our market-Intellectual property and trademarks” on page 15;
- “Our market-Competition” on page 15;
- “Deliver more products of value” on pages 30 to 31;
- “Investment in R&D” on page 32;
- “Pharmaceuticals R&D” on pages 33 to 36;
- “Vaccines R&D” on pages 37 to 38;
- “Consumer Healthcare R&D” on page 39;
- “Late stage pipeline summary” on pages 40 to 41;
- “Pharmaceuticals and Vaccines product development pipeline” on pages 225 to 228;
- “Pharmaceutical products, competition and intellectual property” on pages 229 to 230; and
- “Consumer Healthcare products and competition” on page 231

of the GSK Annual Report 2012 is incorporated herein by reference.

#### 5.D Trend information

The information set forth under the heading:

- “Financial review 2012” on pages 55 to 61 and 63 to 65; and
- “Financial record - Quarterly trend” on pages 232 to 236

of the GSK Annual Report 2012 is incorporated herein by reference.

#### 5.E Off-balance sheet arrangements

Not applicable.

#### 5.F Tabular disclosure of contractual obligations

The information set forth under the heading:

- “Contractual obligations and commitments” on page 68

of the GSK Annual Report 2012 is incorporated herein by reference.

## Item 6. **Directors, Senior Management and Employees**

### 6.A Directors and senior management

The information set forth under the headings:

- “Our Board” on pages 88 to 91; and
- “Our Corporate Executive Team” on pages 92 to 93

of the GSK Annual Report 2012 is incorporated herein by reference.

### 6.B Compensation

The information set forth under the heading:

- “Remuneration report” on pages 109 to 136

of the GSK Annual Report 2012 is incorporated herein by reference.

### 6.C Board practices

The information set forth under the heading:

- “Corporate governance” on pages 94 to 108;
- “Directors” on page 241;
- “Directors’ conflicts of interest” on page 241;
- “Independent advice” on page 241;
- “Indemnification of Directors” on page 241; and
- “Donations to political organisations and political expenditure” on page 242

of the GSK Annual Report 2012 is incorporated herein by reference.

### 6.D Employees

The information set forth under the headings:

- “Note 9 – Employee costs” on page 157;
- “Note 28 – Pensions and other post-employment benefits” on pages 172 to 179; and
- “Five year record, Number of employees” on page 238

of the GSK Annual Report 2012 is incorporated herein by reference.

### 6.E Share ownership

The information set forth under the headings:

- “Note 42 – Employee share schemes” on pages 203 to 206;
- “Value earned from long term-term incentive awards” on page 112;
- “Long-term incentive plans” on pages 117 to 119;

- “Update on performance of ongoing awards” on pages 121 to 122;
- “Directors’ interests” on page 129; and
- “Long-Term Incentive plans” on pages 130 to 135;

of the GSK Annual Report 2012 is incorporated herein by reference.

## Item 7. Major Shareholders and Related Party Transactions

### 7.A Major shareholders

The information set forth under the headings:

- “Share capital and control” on page 239;
- “Interests in voting rights” on page 239;
- “Change of control and essential contracts” on page 241; and
- “Analysis of shareholdings at 31 December 2012” on page 244

of the GSK Annual Report 2012 is incorporated herein by reference.

### 7.B Related party transactions

The information set forth under the heading:

- “Note 35 – Related party transactions” on page 186

of the GSK Annual Report 2012 is incorporated herein by reference.

### 7.C Interests of experts and counsel

Not applicable.

## Item 8. Financial Information

### 8.A Consolidated Statements and Other Financial Information

See item 18 below

In addition, the information set forth under the headings:

- “Dividends” on page 240;
- “Dividends per share” on page 240;
- “Dividend calendar” on page 240; and
- “Note 44 – Legal proceedings” on pages 210 to 217

of the GSK Annual Report 2012 is incorporated herein by reference.

### 8.B Significant Changes

The information set forth under the heading:

- “Note 40 – Post balance sheet event” on page 193

of the GSK Annual Report 2012 is incorporated herein by reference.

## Item 9. **The Offer and Listing**

### 9.A Offer and listing details

The information set forth under the headings:

- “Market capitalisation” on page 239;
- “Share price” on page 239; and
- “Nature of trading market” on page 240

of the GSK Annual Report 2012 is incorporated herein by reference.

### 9.B Plan of distribution

Not applicable.

### 9.C Markets

The information set forth under the heading:

- “Nature of trading market” on page 240

of the GSK Annual Report 2012 is incorporated herein by reference.

### 9.D Selling shareholders

Not applicable.

### 9.E Dilution

Not applicable.

### 9.F Expenses of the issue

Not applicable.

## Item 10. **Additional Information**

### 10.A Share Capital

Not applicable.

### 10.B Memorandum and articles of association

Articles of Association of GlaxoSmithKline plc

The following is a summary of the principal provisions of the company’s Articles of Association (the “Articles”). Shareholders should not rely on this summary, but should instead refer to the current Articles which are filed with the Registrar of Companies in the UK and can be viewed on the company’s website. The Articles contain the fundamental provisions of the company’s constitution, and the rules for the internal management and control of the company. The company has no statement of objects in its Articles of Association and accordingly its objects are unrestricted in accordance with the provisions of the Companies Act 2006.

Articles of Association

#### (a) Voting

All resolutions put to the vote at general meetings will be decided by poll. On a poll, every shareholder who is present in person or by proxy shall have one vote for every Ordinary Share of which he or she is the holder. In the case of joint holders of a share, the vote of the senior who tenders a vote, whether in person or by proxy, shall be accepted to the exclusion of the votes of the other joint holders, and seniority shall be determined by the order in which the names stand on the register.

Unless the Directors otherwise decide, the right to attend a general meeting and voting rights may not be exercised by a shareholder who has not paid to the company all calls and other sums then payable by him or her in respect of his or her Ordinary Shares. The right to attend a general meeting and voting rights may not be exercised by a shareholder who is subject to an order under Section 794 of the Companies Act 2006 because he or she has failed to provide the company with information concerning his or her interests in Ordinary Shares within the prescribed period, as required by Section 793 of the Companies Act 2006.

(b) Transfer of Ordinary Shares

Any shareholder may transfer his or her Ordinary Shares which are in certificated form by an instrument of transfer in any usual form or in any other form which the Directors may approve. Such instrument must be properly signed and stamped or certified (or otherwise shown to the satisfaction of the Directors as being exempt from stamp duty) and lodged with the company together with the relevant share certificate(s) and such other evidence as the Directors may reasonably require to show the right of the transferor to make the transfer.

Any member may transfer title to his or her uncertificated Ordinary Shares by means of a relevant system, such as CREST.

The transferor of a share is deemed to remain the holder until the transferee's name is entered on the register.

The Directors may decline to register any transfer of any Ordinary Share which is not fully paid.

Registration of a transfer of uncertificated Ordinary Shares may be refused in the circumstances set out in the uncertificated securities rules, and where, in the case of a transfer to joint holders, the number of joint holders to whom the uncertificated Ordinary Share is to be transferred exceeds four.

The Articles contain no other restrictions on the transfer of fully paid certificated Ordinary Shares provided: (i) the instrument of transfer is duly stamped or certified or otherwise shown to the satisfaction of the Directors to be exempt from stamp duty and is accompanied by the relevant share certificate and such other evidence of the right to transfer as the Directors may reasonably require; (ii) the transfer, if to joint transferees, is in favour of not more than four transferees; (iii) the instrument of transfer is in respect of only one class of shares; and (iv) the holder of the Ordinary Shares is not subject to an order under Section 794 of the Companies Act 2006. Notice of refusal to register a transfer must be sent to the transferee within two months of the instrument of transfer being lodged. The Directors may decline to register a transfer of Ordinary Shares by a person holding 0.25 per cent. or more of the existing Ordinary Shares if such person is subject to an order under Section 794 Companies Act 2006, after failure to provide the company with information concerning interests in those Ordinary Shares required to be provided under Section 793 of the Companies Act 2006, unless the transfer is carried out pursuant to an arm's length sale.

Provisions in the Articles will not apply to uncertificated Ordinary Shares to the extent that they are inconsistent with:

- (i) the holding of Ordinary Shares in uncertificated form;
- (ii) the transfer of title to Ordinary Shares by means of a system such as CREST; and
- (iii) any provisions of the relevant regulations.

(c) Dividends and distribution of assets on liquidation

The profits of the company which are available for distribution and permitted by law to be distributed and which the company may by ordinary resolution from time to time declare, upon the recommendation of the Directors to distribute by way of dividend, in respect of any accounting reference period shall be distributed by way of dividend among holders of Ordinary Shares.

If in their opinion the company's financial position justifies such payments, the Directors may, as far as any applicable legislation allows, pay interim dividends on shares of any class of such amounts and in respect of such periods as they think fit. Except in so far as the rights attaching to, or the terms of issue of, any share otherwise provide, all dividends will be declared, apportioned and paid *pro rata* according to the amounts paid up on the shares during any portion of the period in respect of which the dividend is paid. As the company has only one class of Ordinary Shares, the holders of such Ordinary Shares will be entitled to participate in any surplus assets in a winding-up in proportion to their shareholdings.

(d) Variation of rights and changes in capital

Subject to the provisions of any statute (including any orders, regulations or other subordinate legislation made under it) from time to time in force concerning companies in so far as it applies to the company (the "Companies Acts"), the rights attached to any class of shares may be varied with the written consent of the holders of three-quarters in nominal value of the issued shares of that class (excluding any shares of that class held as treasury shares) or with the sanction of a special resolution passed at a separate meeting of the holders of shares of that class. At every such separate meeting, the provisions of the Articles relating to general meetings shall apply, except the necessary quorum shall be at least two persons holding or representing as proxy at least one-third in nominal value of the issued shares of the relevant class (but provided that at any adjourned meeting any holder of shares of the relevant class present in person or by proxy shall be a quorum).

The rights conferred upon the holders of any Ordinary Shares shall not, unless otherwise expressly provided in the rights attaching to those Ordinary Shares, be deemed to be varied by the creation or issue of further shares ranking *pari passu* with them.

(e) Unclaimed dividends

All dividends or other sums payable on or in respect of any Ordinary Shares which remain unclaimed may be invested or otherwise made use of by the Directors for the benefit of the company until claimed. Unless the Directors decide otherwise, any dividend or other sums payable on or in respect of any Ordinary Shares unclaimed after a period of 12 years from the date when declared or became due for payment will be forfeited and revert to the company. The company may stop sending dividend cheques or warrants by post, or employ such other means of payment in respect of any Ordinary Shares, if at least two consecutive payments have remained uncashed or are returned undelivered or if one payment has remained uncashed or is returned undelivered and the company cannot establish a new address for the holder after making reasonable enquiries; however, in either case, the company must resume sending cheques or warrants or employ such other means of payment if the holder or any person entitled to the Ordinary Shares by transmission requests the resumption in writing.

(f) Untraced shareholders

The company may sell any Ordinary Shares in the company after advertising its intention and waiting for three months if the Ordinary Shares have been in issue for at least ten years and during that period at least three dividends have become payable on them and have not been claimed and, so far as any Director is aware, the company has not received any communication from the holder of the Ordinary Shares or any person entitled to them by transmission. Upon any such sale, the company will become indebted to the former holder of the Ordinary Shares or the person entitled to them by transmission for an amount equal to the net proceeds of sale unless forfeited.

(g) Limitations on rights of non-resident or foreign shareholders

There are no limitations imposed by the Articles on the rights of non-resident or foreign shareholders except that there is no requirement for the company to serve notices on shareholders outside the United Kingdom and the United States, if no postal address in the United States or United Kingdom has been provided to the company.

(h) General meetings of shareholders

The Articles rely on the Companies Act 2006 provisions dealing with the calling of general meeting. The company is required by the Companies Act 2006 to hold an annual general meeting each year. General meetings of shareholders may be called as necessary by the Directors and must be called promptly upon receipt of a requisition from shareholders. Under the Companies Act 2006, an annual general meeting must be called by notice of at least 21 days. A general meeting other than an annual general meeting may be called on not less than 14 clear days' notice provided a special resolution reducing the notice period to 14 clear days has been passed at the immediately preceding annual general meeting or a general meeting held since that annual general meeting.

(i) Conflicts of interest

The Directors may, subject to the provisions of the Articles, authorise any matter which would otherwise involve a Director breaching his or her duty under the Companies Acts to avoid conflicts of interest (each a "Conflict"). A Director seeking authorisation in respect of a Conflict shall declare to the other Directors the nature and extent of his or her Conflict as soon as is reasonably practicable and shall provide the other Directors with such details of the matter as are necessary to decide how to address the Conflict. The board may resolve to authorise the relevant Director in relation to any matter the subject of a Conflict, save that the relevant Director and any other Director with a similar interest shall not count towards the quorum nor vote on any resolution giving such authority, and, if the other Directors so decide, shall be excluded from any meeting of the Directors while the Conflict is under consideration.

(j) Other Conflicts of Interest

Subject to the provisions of the Companies Acts, and provided the nature and extent of a Director's interest has been declared to the Directors, a Director may:

- (i) be party to, or otherwise interested in, any contract with the company, or in which the company has a director or indirect interest,
- (ii) hold any other office or place of profit with the company (except that of auditor) in conjunction with his office of director for such period and upon such terms, including remuneration, as the Directors may decide;
- (iii) act by himself or through a firm with which he is associated in a professional capacity for the company or any other company in which the company may be interested (otherwise than as auditor);
- (iv) be or become a director of, or employed by, or otherwise be interested in any holding company or subsidiary company of the company or any other company in which the company may be interested; and;
- (v) be or become a director of any other company in which the company does not have an interest and which cannot reasonably be regarded as giving rise to a conflict of interest at the time of his appointment as director of that other company.

No contract in which a Director is interested shall be liable to be avoided, and any Director who is so interested is not liable to account to the company or its shareholders for any benefit realised by the contract by reason of the Director holding that office or of the fiduciary relationship thereby established. However, no Director may vote on, or be counted in the quorum in relation to any resolution of the board relating specifically to his or her own appointment (including remuneration) or the terms of his or her termination of appointment or relating to any contract in which he or she has an interest (subject to certain exceptions).



Subject to the Companies Acts, the company may by ordinary resolution suspend or relax to any extent the provisions relating to directors' interests or restrictions on voting or ratify any transaction not duly authorised by reason of a contravention of such provisions.

(k) Directors' remuneration

Each of the Directors will be paid a fee at such rate as may from time to time be determined by the Directors, but the total fees paid to all of the directors for acting as directors (including amounts paid to any director who acts as chairman or is chairman of, or serves on any committee of the board of directors but excluding any amounts paid under any other provision of the Articles) shall not exceed the higher of:

- (i) £3 million a year; and
- (ii) any higher amount as the company may by ordinary resolution decide. Such fees may be satisfied in cash or in shares or any other non-cash form. Any Director who is appointed to any executive office, acts as Chairman, acts as senior independent director, acts as a scientific/medical expert on the board, serves on any committee of the Directors or performs any other services which the Directors consider to extend beyond the ordinary services of a Director shall be entitled to receive such remuneration (whether by way of salary, commission or otherwise) as the Directors may decide. Each Director may be paid reasonable travelling, hotel and other incidental expenses he or she incurs in attending and returning from meetings of the Directors or committees of the Directors, or general meetings of the company, or otherwise incurred in connection with the performance of his or her duties for the company.

(l) Pensions and gratuities for Directors

The Directors or any committee authorised by the Directors may provide benefits by the payment of gratuities, pensions or insurance or in any other manner for any Director or former Director or their relations, connected persons or dependants, but no benefits (except those provided for by the Articles) may be granted to or in respect of a Director or former Director who has not been employed by or held an executive office or place of profit under the company or any of its subsidiary undertakings or their respective predecessors in business without the approval of an ordinary resolution of the company.

(m) Borrowing powers

Subject to the provisions of the Companies Act 2006, the Directors may exercise all the company's powers to borrow money; to mortgage or charge all or any of the company's undertaking, property (present and future), and uncalled capital; to issue debentures and other securities; and to give security either outright or as collateral security for any debt, liability or obligation of the company or of any third party.

(n) Retirement and removal of Directors

A Director is subject to re-election at every annual general meeting of the company if he or she:

- (i) held office at the time of the two previous annual general meetings and did not retire by rotation at either of them;
- (ii) has held office for a continuous period of nine years or more; or
- (iii) he or she has been appointed by the Directors since the last annual general meeting.

The company may by special resolution remove any Director before the expiration of his or her period of office. No Director is required to retire by reason of his or her age, nor do any special formalities apply to the appointment or re-election of any Director who is over any age limit. No shareholding qualification for Directors shall be required.

(o) Vacation of office

The office of a director shall be vacated if:

- (i) he resigns or offers to resign and the board resolves to accept such offer;

- (ii) his resignation is requested by all of the other directors and all of the other directors are not less than three in number;
- (iii) he is or has been suffering from mental or physical ill health and the board resolves that his office be vacated;
- (iv) he is absent without permission of the board from meetings of the board (whether or not an alternate director appointed by him attends) for six consecutive months and the board resolves that his office is vacated;
- (v) he becomes bankrupt or compounds with his creditors generally;
- (vi) he is prohibited by law from being a director;
- (vii) he is removed from office pursuant to the Articles or the Companies Acts.

(p) Share rights

Subject to any rights attached to existing shares, shares may be issued with such rights and restrictions as the company may by ordinary resolution decide, or (if there is no such resolution or so far as it does not make specific provision) as the board may decide. Such rights and restrictions shall apply as if they were set out in the Articles. Redeemable shares may be issued, subject to any rights attached to existing shares. The board may determine the terms, conditions and manner of redemption of any redeemable share so issued. Such terms and conditions shall apply to the relevant shares as if they were set out in the Articles. Subject to the articles, any resolution passed by the shareholders and other shareholders' rights, the Board may decide how to deal with any shares in the company.

10.C Material contracts

Not applicable.

10.D Exchange controls

The information set forth under the heading:

- "Exchange controls and other limitations affecting security holders" on page 239 of the GSK Annual Report 2012 is incorporated herein by reference.

10.E Taxation

The information set forth under the heading:

- "Tax information for shareholders" on pages 243 to 244 of the GSK Annual Report 2012 is incorporated herein by reference.

10.F Dividends and paying agents

Not applicable.

10.G Statement by experts

Not applicable.

10.H Documents on display

The information set forth under the heading:

- "Documents on display" on page 241 of the GSK Annual Report 2012 is incorporated herein by reference.

10.I Subsidiary information

Not applicable.

**Item 11. Quantitative and Qualitative Disclosures About Market Risk**

The information set forth under the headings:

- “Treasury policies” on pages 70 to 71; and
- “Note 41 – Financial instruments and related disclosures” on pages 194 to 203

of the GSK Annual Report 2012 is incorporated herein by reference.

**Item 12. Description of Securities Other than Equity Securities**

**12.A Debt Securities**

Not applicable.

**12.B Warrants and Rights**

Not applicable.

**12.C Other Securities**

Not applicable.

**12.D American Depositary Shares**

Fees and charges payable by ADR holders

The Bank of New York Mellon serves as the depositary (the “Depositary”) for GlaxoSmithKline plc’s American Depositary Receipt (“ADR”) programme. Pursuant to the deposit agreement between GSK, the Depositary and owners and holders of ADRs (the “Deposit Agreement”), ADR holders may be required to pay various fees to the Depositary, and the Depositary may refuse to provide any service for which a fee is assessed until the applicable fee has been paid. In particular, the Depositary, under the terms of the Deposit Agreement, shall charge a fee of \$0.05 or less per ADR (or portion thereof) for (i) the issuance, execution and delivery of ADRs or (ii) the withdrawal of shares underlying the ADRs. In addition, ADR holders may be required under the Deposit Agreement to pay the Depositary (i) any tax, duty, governmental charge or fee or stock transfer or registration fee arising in connection with the foregoing transactions or otherwise, (ii) any expense resulting from the conversion of a foreign currency into U.S. dollars and (iii) the expense of certain communications made, at the request of the ADR holder, by cable, telex or facsimile. The Depositary may (i) withhold dividends or other distributions or sell any or all of the shares underlying the ADRs in order to satisfy any tax or governmental charge and (ii) deduct from any cash distribution any tax payable thereon or the cost of any currency conversion.

Direct and indirect payments by the Depositary

The Depositary reimburses GSK for certain expenses it incurs in connection with the ADR programme, subject to a ceiling agreed between GSK and the Depositary from time to time. The Depositary has also agreed to waive certain standard fees associated with the administration of the programme.

The table below sets forth the amount of such payments received during 2012 and 2013 in respect of the year ended 31 December 2012 and such payments claimed but not yet received in respect of the year ended 31 December 2012 as well as such payments received during 2012 in respect of the year ended 31 December 2011.

Direct and indirect payments by the depository	Received in Respect of 2011	Received in Respect of 2012	Claimed in Respect of 2012 But Not Yet Received
Reimbursement of NYSE listing fees	—	\$357,807.00	—
Reimbursement of legal fees claimed in U.S. dollars	\$240,000.00	\$210,000.00	—
Reimbursement of legal fees claimed in Sterling	£ 23,322.20	£ 17,478.00	£ 22,040.54
Reimbursement of PCAOB fees	—	—	\$163,600.00
Reimbursement of Annual Report production costs <sup>(1)</sup>	£ 36,410.00	£212,032.21	—
Reimbursement of investor relations expenses <sup>(2)</sup>	\$138,683.26	\$612,000.00	\$355,523.07
Distribution of annual general meeting materials	—	\$530,034.27	—
Tabulation of voting instructions cards	—	\$ 591.24	—
Reimbursement of other programme-related expenditures claimed in U.S. Dollars	—	\$ 10,735.93	—
Reimbursement of other programme-related expenditures claimed in Sterling	—	—	—

<sup>(1)</sup> Annual Report production costs include SEC filing fees.

<sup>(2)</sup> Investor relations expenses include travel expenses, fees of investor relations consultants, expenses involved in arranging investor relations meetings and telephone expenses.

## PART II

### Item 13. Defaults, Dividend Arrearages and Delinquencies

Not applicable.

### Item 14. Material Modifications to the Rights of Security Holders and Use of Proceeds

Not applicable.

### Item 15. Controls and Procedures

The information set forth under the heading:

- “Accountability” on pages 100 to 102

of the GSK Annual Report 2012 is incorporated herein by reference.

#### US law and regulation

A number of provisions of US law and regulation apply to the company because the our shares are quoted on the New York Stock Exchange (the “NYSE”) in the form of American Depositary Shares.

#### **NYSE rules**

In general, the NYSE rules permit the company to follow UK corporate governance practices instead of those applied in the USA, provided that we explain any significant variations. This explanation is contained in our Form 20-F filing, which can be accessed from the Securities and Exchange Commission’s (SEC) EDGAR database or via our website. NYSE rules that came into effect in 2005 require us to file annual and interim written affirmations concerning the Audit & Risk Committee and our statement on significant differences in corporate governance.

#### **Sarbanes-Oxley Act of 2002**

Following a number of corporate and accounting scandals in the USA, Congress passed the Sarbanes-Oxley Act of 2002. Sarbanes-Oxley is a wide ranging piece of legislation concerned largely with financial reporting and corporate governance.

As recommended by the SEC, the company has established a Disclosure Committee. The Committee reports to the CEO, the CFO and to the Audit & Risk Committee. It is chaired by the Company Secretary and the members consist of senior managers from finance, legal, corporate communications and investor relations.

External legal counsel, the external auditors and internal experts are invited to attend its meetings periodically. It has responsibility for considering the materiality of information and, on a timely basis, determining the disclosure of that information. It has responsibility for the timely filing of reports with the SEC and the formal review of the Annual Report and Form 20-F. In 2012, the Committee met 10 times.

Sarbanes-Oxley requires that the Annual Report contains a statement as to whether a member of our Audit & Risk Committee (ARC) is an audit committee financial expert as defined by Sarbanes-Oxley. For a summary regarding the Board's judgement on this matter, please refer to pages 90 and 91 of the GSK Annual Report 2012. Additional disclosure requirements arise under section 302 and section 404 of Sarbanes-Oxley in respect of disclosure controls and procedures and internal control over financial reporting.

### **Section 302: Corporate responsibility for financial reports**

Sarbanes-Oxley also introduced a requirement for the CEO and the CFO to complete formal certifications, confirming that:

- they have each reviewed the Annual Report and Form 20-F;
- based on their knowledge, the Annual Report and Form 20-F contain no material misstatements or omissions;
- based on their knowledge, the financial statements and other financial information fairly present, in all material respects, the financial condition, results of operations and cash flows as of the dates, and for the periods, presented in the Annual Report and Form 20-F;
- they are responsible for establishing and maintaining disclosure controls and procedures that ensure that material information is made known to them, and have evaluated the effectiveness of these controls and procedures as at the year-end, the results of such evaluation being contained in the Annual Report and Form 20-F;
- they are responsible for establishing and maintaining internal control over financial reporting that provides reasonable assurance regarding the reliability of financial reporting and the preparation of financial statements for external purposes in accordance with generally accepted accounting principles;
- they have disclosed in the Annual Report and Form 20-F any changes in internal controls over financial reporting during the period covered by the Annual Report and Form 20-F that have materially affected, or are reasonably likely to affect materially, the company's internal control over financial reporting; and
- they have disclosed, based on their most recent evaluation of internal control over financial reporting, to the external auditors and the ARC, all significant deficiencies and material weaknesses in the design or operation of internal controls over financial reporting which are reasonably likely to affect adversely the company's ability to record, process, summarise and report financial information, and any fraud (regardless of materiality) involving persons that have a significant role in the company's internal control over financial reporting.

The Group has carried out an evaluation under the supervision and with the participation of its management, including the CEO and CFO, of the effectiveness of the design and operation of the Group's disclosure controls and procedures as at 31 December 2012.

There are inherent limitations to the effectiveness of any system of disclosure controls and procedures, including the possibility of human error and the circumvention or overriding of the controls and procedures. Accordingly, even effective disclosure controls and procedures can only provide reasonable assurance of achieving their control objectives.

Based on the Group's evaluation, the CEO and CFO have concluded that, as at 31 December 2012, the disclosure controls and procedures were effective to provide reasonable assurance that information required to be disclosed in the reports that the Group files and submits under the US Securities Exchange Act of 1934, as amended, is recorded, processed, summarised and reported as and when required and that it is accumulated and communicated to management, including the CEO and CFO, as appropriate, to allow timely decisions regarding disclosure.

The CEO and CFO completed these certifications on 8 March 2013.

#### **Section 404: Management's annual report on internal control over financial reporting.**

In accordance with the requirements of section 404 of Sarbanes-Oxley, the following report is provided by management in respect of the Company's internal control over financial reporting (as defined in Rules 13a-15(f) and 15d-15(f) under the US Securities Exchange Act of 1934):

- management is responsible for establishing and maintaining adequate internal control over financial reporting for the Group. Internal control over financial reporting is designed to provide reasonable assurance regarding the reliability of financial reporting and the preparation of financial statements for external purposes in accordance with IFRS;
- management conducted an evaluation of the effectiveness of internal control over financial reporting based on the framework in Internal Control - Integrated Framework issued by the Committee of Sponsoring Organizations of the Treadway Commission;
- management has assessed the effectiveness of internal control over financial reporting, as at 31st December 2012 and has concluded that such internal control over financial reporting was effective. In addition, there have been no changes in the Group's internal control over financial reporting during 2012 that have materially affected, or are reasonably likely to affect materially, the Group's internal control over financial reporting.
- PricewaterhouseCoopers LLP, which has audited the consolidated financial statements of the Group for the year ended 31st December 2012, has also assessed the effectiveness of the Group's internal control over financial reporting under Auditing Standard No. 5 of the Public Company Accounting Oversight Board (United States). Their audit report may be found in Item 18 below.

Item 16. **[Reserved]**

#### **Item 16.A Audit committee financial expert**

The information set forth under the heading:

- "Our Board" on pages 88 and 90 to 91;

of the GSK Annual Report 2012 is incorporated herein by reference.

**Item 16.B Code of Ethics**

The information set forth under the heading:

- “Code of conduct and reporting lines” on page 105 of the GSK Annual Report 2012 is incorporated herein by reference.

**Item 16.C Principal Accountant Fees and Services**

The information set forth under the heading:

- “Non-audit services” on page 105;
  - “Provision of non-audit services” on page 105; and
  - “Note 8 – Operating profit” on page 156
- of the GSK Annual Report 2012 is incorporated herein by reference.

**Item 16.D Exemptions from the Listing Standards for Audit Committees**

Not applicable.

**Item 16.E Purchases of Equity Securities by the Issuer and Affiliated Purchasers**

The information set forth under the heading:

- “Note 33 – Share capital and share premium account” on page 183 of the GSK Annual Report 2012 is incorporated herein by reference.

**Item 16.F Change in Registrant’s Certifying Accountant**

Not applicable.

**Item 16.G Corporate Governance**

Comparison of New York Stock Exchange Corporate Governance Standards and GlaxoSmithKline plc’s corporate governance practice.

On 4th November 2003, the NYSE adopted new corporate governance standards. The application of the NYSE’s standards is restricted for foreign companies, recognising that they have to comply with domestic requirements. As a foreign private issuer, GlaxoSmithKline plc (“GlaxoSmithKline” or the “Company”) must comply with the following NYSE standards:

1. the Company must satisfy the audit committee requirements of the Securities and Exchange Commission (the “SEC”);
2. the Chief Executive Officer (the “CEO”) must promptly notify the NYSE in writing after any executive officer of the Company becomes aware of any non-compliance with any applicable provisions of the NYSE’s corporate governance standards;
3. the Company must submit an annual affirmation to the NYSE affirming GlaxoSmithKline’s compliance with applicable NYSE corporate governance standards, and submit interim affirmations to the NYSE notifying it of specified changes to the audit committee or a change to the status of the Company as a foreign private issuer; and
4. the Company must provide a brief description of any significant differences between its corporate governance practices and those followed by US companies under the NYSE listing standards.

As a Company listed on the London Stock Exchange, GlaxoSmithKline is required to comply with the UK Listing Authority's Listing Rules (the "Listing Rules") and to report non-compliance with the UK Corporate Governance Code (the "UK Code").

The table below discloses differences between GlaxoSmithKline's current domestic corporate governance practices, which are based on the UK Code, and the NYSE corporate governance standards, applicable to US companies.

NYSE Corporate Governance Standards	Description of differences between GlaxoSmithKline's governance practice and the NYSE Corporate Governance Standards
<b>Director Independence</b>	
1. Listed companies must have a majority of independent directors.	<p>GlaxoSmithKline complies with the equivalent domestic requirements contained in the UK Code which was issued in June 2010.</p> <p>The UK Code provides that the board of directors of GlaxoSmithKline (the "Board") and its committees should have the appropriate balance of skills, experience, independence and knowledge of the company to enable them to discharge their respective duties and responsibilities effectively (B.1). The Board should include an appropriate combination of Executive and Non-Executive Directors (and, in particular, independent Non-Executive Directors) such that no individual or small group of individuals can dominate the Board's decision taking (B.1). At least half the Board, excluding the Chairman, should comprise Non-Executive Directors determined by the Board to be independent (B.1.2). The roles of Chairman and Chief Executive should not be exercised by the same individual. The division of responsibilities between the Chairman and Chief Executive should be clearly established, set out in writing and agreed by the Board (A.2.1).</p> <p>The Board considers that Professor Sir Roy Anderson, Dr Stephanie Burns, Stacey Cartwright, Sir Crispin Davis, Lynn Elsenhans, Judy Lewent, Sir Deryck Maughan, Dr Daniel Podolsky, Tom de Swaan, Jing Ulrich and Sir Robert Wilson, are "independent" for the purpose of the UK Code.</p> <p>A majority of the Board members are "independent" Non-Executive Directors and, in accordance with the recommendations of the UK Code, the Board has appointed one of the "independent" Non-Executive Directors as Senior Independent Director to provide a</p>



2. In order to tighten the definition of “independent director” for purposes of these standards:

- (a) No director qualifies as “independent” unless the board of directors affirmatively determines that the director has no material relationship with the listed company (either directly or as a partner, shareholder or officer of an organization that has a relationship with the company).
- (b) In addition, a director is not independent if:
  - (i) The director is, or has been within the last three years, an employee of the listed company, or an immediate family member is, or has been within the last three years, an executive officer, of the listed company.
  - (ii) The director has received, or has an immediate family member who has received, during any twelve-month period within the last three years, more than \$120,000 in direct compensation from the listed company, other than director and committee fees and pension or other forms of deferred compensation for prior service (provided such compensation is not contingent in any way on continued service).
  - (iii) (A) The director is a current partner or employee of a firm that is the listed company’s internal or external auditor; (B) the director has an immediate family member who is a current partner of such a firm; (C) the director has an immediate family member who is a current employee of such a firm and personally works on the listed company’s audit; or (D) the director or an immediate family member was within the last three years a partner or

sounding board for the Chairman and act as an intermediary for other Non-Executive Directors where necessary (A.4.1). In January 2012 the Board adopted a formal written role specification for the Senior Independent Director.

GlaxoSmithKline complies with the corresponding domestic requirements contained in the UK Code, which sets out the principles for the Company to determine whether a director is “independent”.

The Board is required to determine and state its reasons for the determination of whether directors are independent in character and judgment and whether there are relationships or circumstances which are likely to affect, or could affect, the directors’ judgment. In undertaking this process, the Board is required, amongst other factors, to consider if the director:

- (a) has been an employee of GlaxoSmithKline within the last five years;
- (b) has, or has had within the last three years, a material business relationship with the Company either directly or as a partner, shareholder, director or senior employee of a body that has such a relationship with the Company;
- (c) has received or receives additional remuneration from the Company apart from a director’s fee, participates in the Company’s share option or a performance-related pay scheme, or is a member of the Company’s pension scheme;
- (d) has close family ties with any of the Company’s advisers, directors or senior employees;
- (e) holds cross-directorships or has significant links with other directors through involvement in other companies or bodies;
- (f) represents a significant shareholder; or
- (g) has served on the Board for more than nine years from the date of his or her first election (B.1.1).

The Board considers all its Non-Executive Directors to be independent in character and judgment and has concluded that all its Non-Executive Directors are independent in accordance with the UK Code.

employee of such a firm and personally worked on the listed company's audit within that time.

- (iv) The director or an immediate family member is, or has been within the last three years, employed as an executive officer of another company where any of the listed company's present executive officers at the same time serves or served on that company's compensation committee.
- (v) The director is a current employee, or an immediate family member is a current executive officer, of a company that has made payments to, or received payments from, the listed company for property or services in an amount which, in any of the last three fiscal years, exceeds the greater of \$1 million, or 2% of such other company's consolidated gross revenues.

(For the purposes of these standards "executive officer" is defined to have the meaning specified for the term "officer" in Rule 16a-1(f) under the Securities Exchange Act of 1934, as amended the "Exchange Act").

3. To empower non-management directors to serve as a more effective check on management, the non-management directors of each listed company must meet at regularly scheduled executive sessions without management.

GlaxoSmithKline complied with the UK Code requirement that all Directors should be subject to annual election or re-election by shareholders (B.7) at its Annual General Meeting in 2012, and intends to comply with this requirement at its 2013 Annual General Meeting.

The UK Code also provides that the Board should undertake a formal and rigorous annual evaluation of its own performance and that of its committees and individual Directors (B.6). In addition, the evaluation of the Board should be externally facilitated at least every three years and a statement should be made available of whether an external facilitator has any other connection with the Company (B.6.2). The Company conducted an internally facilitated evaluation in 2012.

The UK Code provides that all Directors should receive an induction on joining the Board (B.4). The Chairman should regularly review and agree with each Director their training and development needs (B.4.2). GlaxoSmithKline complied with this requirement.

GlaxoSmithKline complies with the equivalent domestic requirements set out in the UK Code, which requires that the Chairman of GlaxoSmithKline should hold meetings with the Non-Executive Directors without executives present. The Non-Executive Directors, led by the Senior Independent Director, also meet without the Chairman present to appraise the Chairman's performance (A.4.2).

The UK Code provides that the should Chairman promote a culture of openness and debate by facilitating the effective contribution of Non-Executive Directors (A.3) and, in particular, ensuring constructive relations between Executive and Non-Executive Directors (A.3). In addition, the Chairman is responsible for ensuring that all Directors are made aware of shareholders' concerns (E.1).

## **Nominating / corporate governance committee**

4. (a) Listed companies must have a nominating/corporate governance committee composed entirely of independent directors.
- (b) The nominating/corporate governance committee must have a written charter that addresses:
- (i) the committee's purpose and responsibilities – which, at minimum, must be to: identify individuals qualified to become board members, consistent with criteria approved by the board, and to select, or to recommend that the board select, the director nominees for the next annual meeting of shareholders; develop and recommend to the board a set of corporate governance guidelines applicable to the corporation; and oversee the evaluation of the board and management; and
  - (ii) an annual performance evaluation of the committee.

GlaxoSmithKline complies with the corresponding domestic requirements set out in the UK Code, which requires that GlaxoSmithKline should have a Nominations Committee that is comprised of a majority of independent Non-Executive Directors (B.2.1).

GlaxoSmithKline's Nominations Committee has written terms of reference in accordance with the UK Code. The terms of reference are available on the Company's website and explain the Nominations Committee's role and the authority delegated to it by the Board (B.2.1). The Nominations Committee reviews the structure, size, diversity (including gender diversity), and composition of the Board and appointment of members to the Board and the Corporate Executive Team (the "CET"), and makes recommendations to the Board as appropriate. The Committee also monitors the planning of succession for the Board and Senior Management.

In compliance with the UK Code, the terms and conditions of appointment of Non-Executive Directors are available for inspection (B.3.2).

The UK Code requires that a separate section in the Company's Annual Report describe the work of the Nominations Committee in discharging its duties, including the process it has used in relation to Board appointments (B.2.4). GlaxoSmithKline has complied with this requirement.

As described above, there is an annual Board evaluation exercise, which also includes evaluation of the Board's committees (B.6).

The Board is responsible for regularly reviewing its corporate governance standards and practices. The Company Secretary oversees corporate governance matters for the Group. The Company Secretary is responsible for advising the Board through the Chairman on all corporate governance matters. Domestic requirements do not mandate that GlaxoSmithKline establish a corporate governance committee.

## Management resources and compensation committee

5. (a) Listed companies must have a compensation committee composed entirely of independent directors.

(b) The compensation committee must have a written charter that addresses:

(i) the committee's purpose and responsibilities – which, at minimum, must be to have direct responsibility to:

(A) review and approve corporate goals and objectives relevant to CEO compensation, evaluate the CEO's performance in light of those goals and objectives, and, either as a committee or together with the other independent directors (as directed by the board), determine and approve the CEO's compensation level based on this evaluation;

(B) make recommendations to the board with respect to non-CEO executive officer compensation, and incentive-compensation and equity-based plans that are subject to board approval; and

(C) prepare the disclosure required by item 407(e)(5) or Regulation S-K under the Exchange Act;

(ii) an annual performance evaluation of the compensation committee.

GlaxoSmithKline complies with the equivalent domestic requirements set out in the UK Code, which requires that GlaxoSmithKline should have a Remuneration Committee that is comprised of at least three "independent" Non-Executive Directors in addition to the Chairman (D.2.1).

GlaxoSmithKline's Remuneration Committee has written terms of reference in accordance with the UK Code. The terms of reference are available on the Company's website (D.2.1). The Remuneration Committee determines the terms of service and remuneration of the Executive Directors and members of the CET and, with the assistance of external independent advisers, it evaluates and makes recommendations to the Board on overall executive remuneration policy (the Chairman and the CEO are responsible for evaluating and making recommendations to the Board on the remuneration of Non-Executive Directors).

The UK Code provides that the Remuneration Committee:

- (a) should consult with the Chairman and/or CEO about their proposals relating to the remuneration of other Executive Directors (D.2) and should delegate responsibility for setting remuneration for all Executive Directors and the Chairman, including pension rights and any compensation payments (D.2.2);
- (b) should recommend and monitor the level and structure of remuneration for senior management (D.2.2);
- (c) should consider what compensation commitments (including pension contributions and all other elements) the directors' terms of appointment would entail in the event of early termination (D.1.4.);
- (d) should invite shareholders specifically to approve all new long-term incentive schemes and significant changes to existing schemes (D.2.4.);
- (e) should judge where to position the Company relative to other companies and should be sensitive to pay and employment conditions elsewhere in the group, especially when determining annual salary increases (D.1); and

- (f) should consider whether the Directors should be eligible for annual bonuses and benefits under long-term incentive schemes (Schedule A), bearing in mind that performance-related elements of Executive Directors' remuneration should be designed to promote the long-term success of the Company (D.1 and D.1.1).

The UK Code requires that payouts under incentive schemes should be subject to challenging performance criteria, including non-financial performance criteria where appropriate and compatible with the Company's risk policies and systems (Schedule A). In addition, remuneration of Non-Executive Directors should not include share options or other performance-related elements (D.1.3).

#### **Audit & Risk Committee**

- 6. Listed companies must have an audit committee that satisfies the requirements of Rule 10A-3 under the Exchange Act.

GlaxoSmithKline complies with equivalent domestic requirements set out in the UK Code, which require that GlaxoSmithKline have an Audit Committee that is comprised entirely of "independent" Non-Executive Directors (C.3.1). The Board also satisfies itself, in line with the UK Corporate Governance Code, that at least one member of the Audit Committee has recent and relevant financial experience.

The UK Code provides that the Audit Committee:

- (a) monitors the integrity of the financial statements of the Company and any formal announcements relating to the Company's financial performance, reviewing significant financial reporting judgments contained in them (C.3.2);
- (b) review the Company's internal financial controls and internal control and risk management systems (C.3.2);
- (c) monitor and review the effectiveness of the Company's internal audit function (C.3.2);
- (d) make recommendations to the Board, for it to put to the shareholders for their approval in general meeting, in relation to the appointment, re-appointment and removal of the external auditor and to approve the remuneration and terms of engagement of the external auditor (C.3.2);

- (e) review and monitor the external auditor's independence and objectivity and the effectiveness of the audit process, taking into consideration relevant UK professional and regulatory requirements (C.3.2);
- (f) develop and implement policy on the engagement of external auditors to supply non-audit services, taking into account relevant ethical guidance regarding the provision of non-audit services by the external audit firm, and to report to the Board, identifying any matters in respect of which it considers that action or improvement is needed and making recommendations as to the steps to be taken (C.3.2);
- (g) review arrangements by which the staff of the company may, in confidence, raise concerns about possible improprieties in matters of financial reporting or other matters (C.3.4)

GlaxoSmithKline's Audit & Risk Committee meets the requirements of the Sarbanes-Oxley Act of 2002 in that:

- each member of the Audit & Risk Committee is deemed to be "independent" in accordance with the Securities Exchange Act of 1934, as amended, and applicable NYSE and UK requirements;
- the Audit & Risk Committee, amongst other things, is responsible for recommending the appointment, compensation, maintenance of independence and oversight of the work of any registered public accounting firm engaged for the purpose of preparing or issuing an audit report or performing other audit, review or attest services for the Company, and each such accounting firm must report directly to the Audit & Risk Committee;
- the Audit & Risk Committee has established a procedure for the receipt, retention and treatment of complaints regarding accounting, internal accounting controls or auditing matters, and for the confidential, anonymous submission by employees of

concerns regarding questionable accounting or auditing matters;

- the Audit & Risk Committee has the authority to engage independent counsel and other advisors as it determines necessary to carry out its duties; and
- GlaxoSmithKline must provide appropriate funding for the Audit & Risk Committee.

The Board has determined that Tom de Swaan, Judy Lewent and Stacey Cartwright all have the appropriate qualifications and background to be an "Audit Committee Financial Expert" as defined in rules promulgated by the SEC under the Sarbanes-Oxley Act of 2002.

- 7.
- (a) The audit committee must have a minimum of three members. All audit committee members must satisfy the requirements for independence set out in Section 303A.02 and, in the absence of an applicable exemption, Rule 10A-3(b)(1) under the Exchange Act.
  - (b) The audit committee must have a written charter that addresses:
    - (i) the committee's purpose – which, at minimum, must be to:
    - (A) assist board oversight of (1) the integrity of the listed company's financial statements, (2) the listed company's compliance with legal and regulatory requirements, (3) the independent auditor's qualifications and independence, and (4) the performance of the listed company's internal audit function and independent auditors; and
    - (B) prepare the disclosure required by Item 407(d)(3)(i) of Regulation S-K under the Exchange Act;
    - (ii) an annual performance evaluation of the audit committee; and

GlaxoSmithKline complies with the equivalent domestic requirements set out in the UK Code, which require that the Audit Committee should be comprised of a minimum of three "independent" Non-Executive Directors.

GlaxoSmithKline's Audit & Risk Committee has written terms of reference in accordance with the UK Code. The terms of reference are available on the Company's website (C.3.3). The Committee's main responsibilities include reviewing the financial reporting process, the system of internal control and overseeing the identification and management of risks, the external and internal process and for monitoring compliance with laws, regulations and ethical codes of practice, including review throughout the year of integrated assurance reports comprising business unit and associated consolidated internal audit reports.

The UK Code requires that a separate section in the Company's Annual Report describes the work of the Committee in discharging its duties (C.3.3).

Please see section 6 above for a description of the main role and responsibilities of the Audit & Risk Committee.

- (iii) the duties and responsibilities of the audit committee – which, at a minimum, must include those set out in Rule 10A-3(b)(2), (3), (4) and (5) of the Exchange Act as well as to:
  - (A) at least annually, obtain and review a report by the independent auditor describing: the firm’s internal quality-control procedures; any material issues raised by the most recent internal quality-control review, or peer review, of the firm, or by any inquiry or investigation by governmental or professional authorities, within the preceding five years, respecting one or more independent audits carried out by the firm, and any steps taken to deal with any such issues; and (to assess the auditor’s independence) all relationships between the independent auditor and the listed company;
  - (B) meet to review and discuss the listed company’s annual audited financial statements and quarterly financial statements with management and the independent auditor, including reviewing the listed company’s specific disclosures under “Management’s Discussion and Analysis of Financial Condition and Results of Operations”;
  - (C) discuss the listed company’s earnings press releases, as well as financial information and earnings guidance provided to analysts and rating agencies;
  - (D) discuss policies with respect to risk assessment and risk management;
  - (E) meet separately, periodically, with management, with internal auditors (or other personnel responsible for the internal audit function) and with independent auditors;
  - (F) review with the independent auditor any audit problems or difficulties and management’s response;
  - (G) set clear hiring policies for employees or former employees of the independent auditors; and
  - (H) report regularly to the board of directors.



(c) Each listed company must have an internal audit function.

8. Shareholders must be given the opportunity to vote on all equity-compensation plans and material revisions thereto, except for employment inducement awards, certain grants, plans and amendments in the context of mergers and acquisitions, and certain specific types of plans.

**Corporate governance guidelines**

9. Listed companies must adopt and disclose corporate governance guidelines.

10. Listed companies must adopt and disclose a code of business conduct and ethics for directors, officers and employees, and promptly disclose any waivers of the code for directors or executive officers.

**Description of significant differences**

11. Listed foreign private issuers must disclose any significant ways in which their corporate governance practices differ from those followed by domestic companies under NYSE listing standards.

Listed foreign private issuers are required to provide this disclosure in the English language and in their annual reports filed on Form 20-F.

**Item 16H Mine Safety Disclosure**

Not applicable.

**PART III**

**Item 17 Financial Statements**

Not applicable.

GlaxoSmithKline complies with corresponding domestic requirements in the Listing Rules, which mandate that the Company must seek shareholder approval for employee share schemes (D.2.4 and Listing Rule 9.4). Please see section 5(d) above.

GlaxoSmithKline complies with corresponding domestic requirements in the Listing Rules and the UK Code, which require that GlaxoSmithKline include an explanation in its Annual Report of how it complies with the principles of the UK Code and that it confirm that it complies with the Code's provisions or, where it does not, provide an explanation of how and why it does not comply (Listing Rule 9.8.6). In addition, GlaxoSmithKline is required to make certain mandatory corporate governance statements in the Directors' Report in accordance with the UK Listing Authority's Disclosure and Transparency Rules, DTR 7, which was issued by the UK Financial Services Authority to implement the eighth Company Law Directive; GlaxoSmithKline has complied with these requirements in its 2012 Annual Report.

GlaxoSmithKline's Code of Conduct for all employees, including the CEO, CFO and other senior financial officers, is available on the Company's website.

GlaxoSmithKline fulfils this requirement by publishing this document.

GlaxoSmithKline fulfils this requirement by including this disclosure in its annual report on Form 20-F.

## Item 18 **Financial Statements**

The information set forth under the headings:

- “Consolidated income statement” on pages 140;
- “Consolidated statement of comprehensive income” on pages 140;
- “Consolidated balance sheet” on page 141;
- “Consolidated statement of changes in equity” on page 142;
- “Consolidated cash flow statement” on page 143; and
- “Notes to the financial statements” on pages 144 to 217

of the GSK Annual Report 2012 is incorporated herein by reference.

Report of Independent Registered Public Accounting Firm  
To the Board of Directors and Shareholders of GlaxoSmithKline plc

In our opinion, the accompanying consolidated balance sheets and the related consolidated income statements, consolidated cash flow statements, consolidated statements of comprehensive income and, consolidated statements of changes in equity present fairly, in all material respects, the financial position of GlaxoSmithKline plc and its subsidiaries at 31 December 2012 and 31 December 2011, and the results of their operations and their cash flows for each of the three years in the period ended 31 December 2012 in conformity with International Financial Reporting Standards as issued by the International Accounting Standards Board. Also in our opinion, the Company maintained, in all material respects, effective internal control over financial reporting as of 31 December 2012, based on criteria established in Internal Control - Integrated Framework issued by the Committee of Sponsoring Organizations of the Treadway Commission (COSO). The Company's management is responsible for these financial statements, for maintaining effective internal control over financial reporting and for its assessment of the effectiveness of internal control over financial reporting, included in 'Managements annual report on internal control over financial reporting' included in Item 15 of this Form 20-F. Our responsibility is to express opinions on these financial statements and on the Company's internal control over financial reporting based on our integrated audits. We conducted our audits in accordance with the standards of the Public Company Accounting Oversight Board (United States). Those standards require that we plan and perform the audits to obtain reasonable assurance about whether the financial statements are free of material misstatement and whether effective internal control over financial reporting was maintained in all material respects. Our audits of the financial statements included examining, on a test basis, evidence supporting the amounts and disclosures in the financial statements, assessing the accounting principles used and significant estimates made by management, and evaluating the overall financial statement presentation. Our audit of internal control over financial reporting included obtaining an understanding of internal control over financial reporting, assessing the risk that a material weakness exists, and testing and evaluating the design and operating effectiveness of internal control based on the assessed risk. Our audits also included performing such other procedures as we considered necessary in the circumstances. We believe that our audits provide a reasonable basis for our opinions.

A company's internal control over financial reporting is a process designed to provide reasonable assurance regarding the reliability of financial reporting and the preparation of financial statements for external purposes in accordance with generally accepted accounting principles. A company's internal control over financial reporting includes those policies and procedures that (i) pertain to the maintenance of records that, in reasonable detail, accurately and fairly reflect the transactions and dispositions of the assets of the company; (ii) provide reasonable assurance that transactions are recorded as necessary to permit preparation of financial statements in accordance with generally accepted accounting principles, and that receipts and expenditures of the company are being made only in accordance with authorizations of management and directors of the company; and (iii) provide reasonable assurance regarding prevention or timely detection of unauthorised acquisition, use, or disposition of the company's assets that could have a material effect on the financial statements.

Because of its inherent limitations, internal control over financial reporting may not prevent or detect misstatements. Also, projections of any evaluation of effectiveness to future periods are subject to the risk that controls may become inadequate because of changes in conditions, or that the degree of compliance with the policies or procedures may deteriorate.

/s/ PricewaterhouseCoopers LLP

PricewaterhouseCoopers LLP (signed)  
London, United Kingdom  
8 March 2013

## Item 19 Exhibits

- 1.1 Memorandum and Articles of Association of the Registrant as in effect on the date hereof.
- 2.1 Deposit Agreement among the Registrant and The Bank of New York, as Depositary, and the holders from time to time of the American Depositary Receipts issued thereunder, including the form of American Depositary Receipt, is incorporated by reference to the Registration Statement on Form F-6 (No. 333-148017) filed with the Commission on December 12, 2007.
- 4.1 Service Agreement between SmithKline Beecham Corporation and Moncef Slaoui is incorporated by reference to Exhibit 4.4 to the Registrant's Annual Report on Form 20-F filed with the Commission on February 29, 2008.
- 4.2 Amended and Restated Service Agreement between GlaxoSmithKline LLC (formerly known as SmithKline Beecham Corporation) and Moncef Slaoui dated December 21, 2010 is incorporated by reference to Exhibit 4.3 to the Registrant's Annual Report on Form 20-F filed with the Commission on March 4, 2011.
- 4.3 UK Service Agreement between GlaxoSmithKline Services Unlimited and Sir Andrew Witty is incorporated by reference to Exhibit 4.5 to the Registrant's Annual Report on Form 20-F filed with the Commission on February 29, 2008.
- 4.4 UK Service Agreement between GlaxoSmithKline Services Unlimited and Sir Andrew Witty dated June 18, 2008 is incorporated by reference to Exhibit 4.4 to the Registrant's Annual Report on Form 20-F filed with the Commission on March 4, 2009.
- 4.5 Amendment to UK Service Agreement between GlaxoSmithKline Services Unlimited and Sir Andrew Witty dated February 4, 2010 is incorporated by reference to Exhibit 4.5 to the Registrant's Annual Report on Form 20-F filed with the Commission on March 1, 2010.
- 4.6 UK Service Agreement between GlaxoSmithKline Services Unlimited and Simon Dingemans dated September 8, 2010 is incorporated by reference to Exhibit 4.7 to the Registrant's Annual Report on Form 20-F filed with the Commission on March 4, 2011.
- 8.1 A list of the Registrant's principal subsidiaries is incorporated by reference to "Note 43 – Principal Group companies" on pages 207 to 209 of the GSK Annual Report 2012 included as Exhibit 15.2.
- 12.1 Certification Required by Rule 13a-14(a) or 15d-14(a) under the Securities Exchange Act of 1934 – Sir Andrew Witty.
- 12.2 Certification Required by Rule 13a-14(a) or 15d-14(a) under the Securities Exchange Act of 1934 – Simon Dingemans.
- 13.1 Certification Pursuant to Section 906 of the Sarbanes-Oxley Act of 2002 (Subsections (a) and (b) of Section 1350, Chapter 63 of Title 18, United States Code).
- 15.1 Consent of PricewaterhouseCoopers LLP.
- 15.2\* GSK Annual Report 2012.

\* Certain of the information included within Exhibit 15.2, which is provided pursuant to Rule 12b-23(a)(3) of the Securities Exchange Act of 1934, as amended, is incorporated by reference in this Form 20-F, as specified elsewhere in this Form 20-F. With the exception of the items and pages so specified, the GSK Annual Report 2012 is not deemed to be filed as part of this Form 20-F.

**Signature**

The registrant hereby certifies that it meets all of the requirements for filing on Form 20-F and that it has duly caused and authorized the undersigned to sign this Annual Report on its behalf.

**GlaxoSmithKline plc**

March 8, 2013

By: /s/ Simon Dingemans  
Simon Dingemans  
Chief Financial Officer

Company No. 3888792

**ARTICLES OF ASSOCIATION**

**(As adopted by Special Resolution passed on 6 May 2010 and amended by Special Resolutions passed on 5 May 2011 and 3 May 2012)**

**OF**

**GlaxoSmithKline plc**

The Companies Acts 1948 to 2006

---

COMPANY LIMITED BY SHARES

---

SPECIAL RESOLUTIONS

---

GlaxoSmithKline plc

---

Passed: 6 May 2010

---

At the TENTH ANNUAL GENERAL MEETING of the Company held on Thursday 6<sup>th</sup> May 2010, the following resolutions were duly passed as SPECIAL RESOLUTIONS:-

**12 Disapplication of pre-emption rights (Special resolution)**

THAT subject to Resolution 11 being passed, the Directors be and are hereby empowered to allot equity securities (as defined in the Act) for cash pursuant to the authority conferred on the Directors by Resolution 11 and/or where such allotment constitutes an allotment of equity securities under section 560(3) of the Act, free of the restrictions in section 561(1) of the Act, provided that this power shall be limited:

(a) to the allotment of equity securities in connection with an offer or issue of equity securities (but in the case of the authority granted under paragraph (b) of Resolution 11, by way of a rights issue only):

(i) to ordinary shareholders in proportion (as nearly as may be practicable) to their existing holdings; and

(ii) to holders of other equity securities, as required by the rights of those securities or as the Board otherwise considers necessary,

but so that the Directors may impose any limits or make such exclusions or other arrangements as they consider expedient in relation to treasury shares, fractional entitlements, record dates, legal, regulatory or practical problems under the laws of, or the requirements of any relevant regulatory body or stock exchange, in any territory, or any matter whatsoever; and

(b) in the case of the authority granted under paragraph (a) of Resolution 11 and/or in the case of any transfer of treasury shares which is treated as an allotment of equity securities under section 560(3) of the Act, to the allotment (otherwise than pursuant to sub-paragraph (a) above) of equity securities up to an aggregate nominal amount of £64,893,333.

and shall expire at the end of the next Annual General Meeting of the company to be held in 2011 (or, if earlier, at the close of business on 30th June 2011) save that the company may before such expiry make an offer or agreement which would or might require equity securities to be allotted after such expiry and the Directors may allot equity securities in pursuance of such an offer or agreement as if the power conferred hereby had not expired.

**13 Purchase of own shares by the company (Special resolution)**

THAT the company be and is hereby generally and unconditionally authorised for the purposes of section 701 of the Act to make market purchases (within the meaning of section 693(4) of the Act) of its own Ordinary shares of 25p each provided that:

- (a) the maximum number of Ordinary shares hereby authorised to be purchased is 519,146,669;
- (b) the minimum price which may be paid for each Ordinary share is 25p;
- (c) the maximum price which may be paid for each Ordinary share shall be the higher of (i) an amount equal to 5% above the average market value for the company's Ordinary shares for the five business days immediately preceding the day on which the Ordinary share is contracted to be purchased and (ii) the higher of the price of the last independent trade and the highest current independent bid on the London Stock Exchange Official List at the time the purchase is carried out; and
- (d) the authority conferred by this resolution shall, unless renewed prior to such time, expire at the end of the next Annual General Meeting of the company to be held in 2011 or, if earlier, on 30th June 2011 (provided that the company may enter into a contract for the purchase of Ordinary shares before the expiry of this authority which would or might be completed wholly or partly after such expiry and the company may purchase Ordinary shares pursuant to any such contract under this authority).

**15 Reduced notice of a general meeting other than an Annual General Meeting (Special resolution)**

THAT a general meeting of the company other than an Annual General Meeting may be called on not less than 14 clear days' notice.

**16 Adopt new Articles of Association (Special resolution)**

THAT:

- (a) the Articles of Association of the company be amended by deleting all the provisions of the company's Memorandum of Association which, by virtue of section 28 of the Act, are to be treated as provisions of the company's Articles of Association; and
- (b) the Articles of Association produced to the meeting, and initialled by the Chairman for the purpose of identification, be adopted as the Articles of Association of the company in substitution for, and to the exclusion of, all existing Articles of Association of the company.



The Companies Acts 1948 to 2006

---

COMPANY LIMITED BY SHARES

---

SPECIAL RESOLUTIONS

---

GlaxoSmithKline plc

---

Passed: 5 May 2011

---

At the ELEVENTH ANNUAL GENERAL MEETING of the Company held on Thursday 5<sup>th</sup> May 2011, the following resolutions were duly passed as SPECIAL RESOLUTIONS:-

**22 Disapplication of pre-emption rights (Special resolution)**

THAT subject to Resolution 21 being passed, in substitution for all subsisting authorities, the Directors be and are hereby empowered to allot equity securities (as defined in the Act) for cash pursuant to the authority conferred on the Directors by Resolution 21 and/or where such allotment constitutes an allotment of equity securities under section 560(3) of the Act, free of the restrictions in section 561(1) of the Act, provided that this power shall be limited:

**(a)** to the allotment of equity securities in connection with an offer or issue of equity securities:

- (i) to ordinary shareholders in proportion (as nearly as may be practicable) to their existing holdings; and
- (ii) to holders of other equity securities, as required by the rights of those securities or as the Board otherwise considers necessary,

but so that the Directors may impose any limits or make such exclusions or other arrangements as they consider expedient in relation to treasury shares, fractional entitlements, record dates, legal, regulatory or practical problems under the laws of, or the requirements of any relevant regulatory body or stock exchange, in any territory, or any matter whatsoever; and

**(b)** to the allotment (otherwise than pursuant to sub-paragraph (a) above) of equity securities up to an aggregate nominal amount of £64,845,990.

and shall expire at the end of the next Annual General Meeting of the company to be held in 2012 (or, if earlier, at the close of business on 30th June 2012) save that the company may, before such expiry, make an offer or agreement which would or might require equity securities to be allotted after such expiry and the Directors may allot equity securities in pursuance of such an offer or agreement as if the power conferred hereby had not expired.

**23 Purchase of own shares by the company (Special resolution)**

THAT the company be and is hereby generally and unconditionally authorised for the purposes of section 701 of the Act to make market purchases (within the meaning of section 693(4) of the Act) of its own Ordinary shares of 25 pence each provided that:

**(a)** the maximum number of Ordinary shares hereby authorised to be purchased is 518,767,924;

- (b) the minimum price which may be paid for each Ordinary share is 25 pence;
- (c) the maximum price, exclusive of expenses, which may be paid for each Ordinary share shall be the higher of (i) an amount equal to 5% above the average market value for the company's Ordinary shares for the five business days immediately preceding the day on which the Ordinary share is contracted to be purchased; and (ii) the higher of the price of the last independent trade and the highest current independent bid on the London Stock Exchange Official List at the time the purchase is carried out; and
- (d) the authority conferred by this resolution shall, unless renewed prior to such time, expire at the end of the next Annual General Meeting of the company to be held in 2012 or, if earlier, on 30th June 2012 (provided that the company may, before such expiry, enter into a contract for the purchase of Ordinary shares, which would or might be completed wholly or partly after such expiry and the company may purchase Ordinary shares pursuant to any such contract under this authority).

**25 Reduced notice of a general meeting other than an Annual General Meeting (Special resolution)**

THAT a general meeting of the company other than an Annual General Meeting may be called on not less than 14 clear days' notice.

The Companies Acts 1948 to 2006

---

COMPANY LIMITED BY SHARES

---

RESOLUTIONS

---

GlaxoSmithKline plc

---

Passed: 3 May 2012

---

At the TWELFTH ANNUAL GENERAL MEETING of the Company held on Thursday 3 May 2012, the following resolutions were duly passed as SPECIAL RESOLUTIONS:-

**21 Disapplication of pre-emption rights (special resolution)**

THAT subject to resolution 20 being passed, in substitution for all subsisting authorities, the Directors be and are hereby empowered to allot equity securities (as defined in the Act) for cash pursuant to the authority conferred on the Directors by resolution 20 and/or where such allotment constitutes an allotment of equity securities under section 560(3) of the Act, free of the restrictions in section 561(1) of the Act, provided that this power shall be limited to:

(a) the allotment of equity securities in connection with an offer or issue of equity securities to:

- (i) Ordinary shareholders in proportion (as nearly as may be practicable) to their existing holdings; and
- (ii) holders of other equity securities, as required by the rights of those securities or as the Board otherwise considers necessary,

but so that the Directors may impose any limits or make such exclusions or other arrangements as they consider expedient in relation to Treasury shares, fractional entitlements, record dates, legal, regulatory or practical problems under the laws of, or the requirements of, any relevant regulatory body or stock exchange, in any territory, or any matter whatsoever; and

(b) the allotment (otherwise than pursuant to sub-paragraph (a) above) of equity securities up to an aggregate nominal amount of £63,109,370.

and shall expire at the end of the next AGM of the company to be held in 2013 or, if earlier, at the close of business on 28 June 2013, save that the company may, before such expiry, make an offer or agreement which would or might require equity securities to be allotted after such expiry and the Directors may allot equity securities in pursuance of such an offer or agreement as if the power conferred hereby had not expired.

**22 Purchase of own shares by the company (special resolution)**

THAT the company be and is hereby generally and unconditionally authorised for the purposes of section 701 of the Act to make market purchases (within the meaning of section 693(4) of the Act) of its own Ordinary Shares of 25 pence each provided that the:

(a) maximum number of Ordinary Shares hereby authorised to be purchased is 504,874,967;

- (b) minimum price, exclusive of expenses, which may be paid for each Ordinary Share is 25 pence;
- (c) maximum price, exclusive of expenses, which may be paid for each Ordinary Share shall be the higher of (i) an amount equal to 5% above the average market value for the company's Ordinary Shares for the five business days immediately preceding the day on which the Ordinary Share is contracted to be purchased; and (ii) the higher of the price of the last independent trade and the highest current independent bid on the London Stock Exchange Official List at the time the purchase is carried out; and
- (d) authority conferred by this resolution shall, unless renewed prior to such time, expire at the end of the next AGM of the company to be held in 2013 or, if earlier, at the close of business on 28 June 2013, save that the company may, before such expiry, enter into a contract for the purchase of Ordinary Shares which would or might be completed wholly or partly after such expiry and the company may purchase Ordinary Shares pursuant to any such contract as if this authority had not expired.

**24 Reduced notice of a general meeting other than an Annual General Meeting (special resolution)**

THAT a general meeting of the company other than an Annual General Meeting may be called on not less than 14 clear days' notice.

**COMPANY NUMBER 3888792**

**ARTICLES OF ASSOCIATION**

**(As adopted by Special Resolution passed on 6 May 2010 and amended by Special Resolutions passed on 5 May 2011 and 3 May 2012)**

**OF**

**GLAXOSMITHKLINE PLC**

## CONTENTS

	<u>Page</u>
1. Exclusion of Model Articles	1
2. Definitions	1
3. Limited Liability	3
4. Change of Name	3
5. Rights Attached to Shares	3
6. Redeemable Shares	3
7. Variation of Rights	3
8. Pari Passu Issues	4
9. Shares	4
10. Payment of Commission	4
11. Trusts Not Recognised	4
12. Suspension of Rights Where Non-Disclosure of Interest	4
13. Uncertificated Shares	7
14. Right to Share Certificates	8
15. Replacement of Share Certificates	9
16. Share Certificates Sent at Holder's Risk	9
17. Execution of Share Certificates	9
18. Company's Lien on Shares Not Fully Paid	9
19. Enforcing Lien by Sale	9
20. Application of Proceeds of Sale	10
21. Calls	10
22. Timing of Calls	10
23. Liability of Joint Holders	10

24.	Interest Due on Non-Payment	10
25.	Sums Due on Allotment Treated as Calls	11
26.	Power to Differentiate	11
27.	Payment of Calls in Advance	11
28.	Notice if Call or Instalment Not Paid	11
29.	Form of Notice	11
30.	Forfeiture for Non-Compliance with Notice	11
31.	Notice after Forfeiture	12
32.	Sale of Forfeited Shares	12
33.	Arrears to be Paid Notwithstanding Forfeiture	12
34.	Statutory Declaration as to Forfeiture	12
35.	Transfer	12
36.	Signing of Transfer	13
37.	Rights to Decline Registration of Partly Paid Shares	13
38.	Other Rights to Decline Registration	13
39.	No Fee for Registration	14
40.	Untraced Shareholders	14
41.	Transmission on Death	15
42.	Entry of Transmission in Register	15
43.	Election of Person Entitled by Transmission	15
44.	Rights of Person Entitled by Transmission	16
45.	Sub-division	16
46.	Fractions	16
47.	Omission or Non-Receipt of Notice	17
48.	Postponement of General Meetings	17

49.	Resolutions of members at Annual General Meetings	17
50.	Quorum	18
51.	Procedure if Quorum Not Present	18
52.	Security Arrangements	18
53.	Confidential Information	19
54.	Chairman of General Meeting	19
55.	Orderly Conduct	19
56.	Entitlement to Attend and Speak	20
57.	Adjournments	20
58.	Notice of Adjournment	20
59.	Amendments to Resolutions	20
60.	Amendments Ruled Out of Order	21
61.	Votes of Members	21
62.	Method of Voting	21
63.	Votes of Joint Holders	21
64.	Voting on Behalf of Incapable Member	21
65.	No Right to Vote where Sums Overdue on Shares	22
66.	Objections or Errors in Voting	22
67.	Meaning of Approved Depositary	22
68.	Appointment of Approved Depositaries	23
69.	Register of Approved Depositaries	23
70.	Approved Depositaries' Attendance at General Meetings	23
71.	Proxies of Appointed Depositaries	23
72.	Identifying Appointed Proxies	24
73.	Appointment of Proxies	24



74.	Receipt of Proxies	24
75.	Maximum Validity of Proxy	26
76.	Form of Proxy	26
77.	Cancellation of Proxy's Authority	26
78.	Separate General Meetings	26
79.	Number of Directors	26
80.	Directors' Shareholding Qualification	27
81.	Power of Company to Appoint Directors	27
82.	Power of Board to Appoint Directors	27
83.	Retirement of Directors by Rotation	27
84.	Filling Vacancies	27
85.	Power of Removal by Special Resolution	27
86.	Persons Eligible as Directors	28
87.	Position of Retiring Directors	28
88.	Vacation of Office by Directors	28
89.	Alternate Directors	29
90.	Executive Directors	30
91.	Directors' Fees	30
92.	Additional Remuneration	31
93.	Expenses	31
94.	Pensions and Gratuities for Directors	32
95.	Conflicts of interest requiring board authorisation	32
96.	Other conflicts of interest	33
97.	Benefits	34
98.	Quorum and voting requirements	34

99.	General	36
100.	General Powers of Company Vested in Board	36
101.	Borrowing Powers	37
102.	Agents	37
103.	Delegation to Individual Directors	38
104.	Registers	38
105.	Provision for Employees	38
106.	Board Meetings	38
107.	Notice of Board Meetings	38
108.	Quorum	39
109.	Directors below Minimum through Vacancies	39
110.	Appointment of Chairman	39
111.	Competence of Meetings	39
112.	Voting	39
113.	Delegation to Committees	39
114.	Participation in Meetings	40
115.	Resolution in Writing	40
116.	Validity of Acts of Board or Committee	40
117.	Use of Seals	41
118.	Declaration of Dividends by Company	41
119.	Payment of Interim and Fixed Dividends by Board	41
120.	Calculation and Currency of Dividends	41
121.	Amounts Due on Shares may be Deducted from Dividends	42
122.	No Interest on Dividends	42
123.	Payment Procedure	42

124.	Uncashed Dividends	43
125.	Forfeiture of Unclaimed Dividends	43
126.	Dividends Not in Cash	43
127.	Scrip Dividends and Dividend Plans Generally	43
128.	Power to Capitalise Reserves and Funds	46
129.	Settlement of Difficulties in Distribution	46
130.	Power to Choose Any Record Date	46
131.	Inspection of Records	47
132.	Summary Financial Statements	47
133.	Method of Service	47
134.	Record Date for Service	48
135.	Members Resident Abroad or on Branch Registers	48
136.	Service of Notice on Person Entitled by Transmission	49
137.	Deemed Delivery	49
138.	Notice When Post Not Available	50
139.	Presumptions Where Documents Destroyed	50
140.	Indemnity of Directors	51

ARTICLES OF ASSOCIATION

of

GLAXOSMITHKLINE PLC

(adopted by Special Resolution passed on 6 May 2010)

---

**Interpretation**

**1. Exclusion of Model Articles**

No articles set out in any statute, or in any statutory instrument or other subordinate legislation made under any statute, concerning companies shall apply as the articles of the company.

**2. Definitions**

In these articles unless the context otherwise requires:

“**address**” includes a number or address used for the purposes of sending or receiving documents or information by electronic means;

“**these articles**” means these articles of association as altered from time to time and the expression “**this article**” shall be construed accordingly;

“**associated company**” means any company (i) which is the company’s holding company or (ii) in which the company or its holding company or any of the predecessors of the company or of such holding company has any interest whether direct or indirect or (iii) which is in any way allied to or associated with the company or its holding company or any of the predecessors of the company or of such holding company, or (iv) which is a subsidiary undertaking or any other associated company;

“**the auditors**” means the auditors from time to time of the company or, in the case of joint auditors, any one of them;

“**the Bank of England base rate**” means the base lending rate most recently set by the Monetary Policy Committee of the Bank of England in connection with its responsibilities under Part 2 of the Bank of England Act 1998;

“**the board**” means the board of directors from time to time of the company or the directors present at a meeting of the directors at which a quorum is present;

“**certificated share**” means a share which is not an uncertificated share and references in these articles to a share being held in certificated form shall be construed accordingly;

“**clear days**” in relation to the period of a notice means that period excluding the day when the notice is served or deemed to be served and the day for which it is given or on which it is to take effect;

“**the Companies Acts**” means every statute (including any orders, regulations or other subordinate legislation made under it) from time to time in force concerning companies in so far as it applies to the company;

“**the holder**” in relation to any shares means the person whose name is entered in the register as the holder of those shares;

“**the office**” means the registered office from time to time of the company;

“**paid up**” means paid up or credited as paid up;

“**participating class**” means a class of shares title to which is permitted by an Operator to be transferred by means of a relevant system;

“**person entitled by transmission**” means a person whose entitlement to a share in consequence of the death or bankruptcy of a member or of any other event giving rise to its transmission by operation of law has been noted in the register;

“**the register**” means the register of members of the company;

“**seal**” means any common or official seal that the company may be permitted to have under the Companies Acts;

“**the secretary**” means the secretary, or (if there are joint secretaries) any one of the joint secretaries, of the company and includes an assistant or deputy secretary and any person appointed by the board to perform any of the duties of the secretary;

“**the uncertificated securities rules**” means any provision of the Companies Acts relating to the holding, evidencing of title to, or transfer of uncertificated shares and any legislation, rules or other arrangements made under or by virtue of such provision;

“**uncertificated share**” means a share of a class which is at the relevant time a participating class, title to which is recorded on the register as being held in uncertificated form and references in these articles to a share being held in uncertificated form shall be construed accordingly;

“**United Kingdom**” means Great Britain and Northern Ireland;

references to a document being **signed** or to **signature** include references to its being executed under hand or under seal or by any other method and, in the case of a communication in electronic form, such references are to its being authenticated as specified by the Companies Acts;

references to **writing** include references to any method of representing or reproducing words in a legible and non-transitory form whether sent or supplied in electronic form or otherwise;

words or expressions to which a particular meaning is given by the Companies Acts in force when these articles or any part of these articles are adopted bear (if not inconsistent with the subject matter or context) the same meaning in these articles or that part (as the case may be) save that the word “**company**” shall include any body corporate; and

references to a **meeting** shall not be taken as requiring more than one person to be present if any quorum requirement can be satisfied by one person.

Headings are included only for convenience and shall not affect meaning.

**3. Limited Liability**

The liability of members of the company is limited to the amount, if any, unpaid on the shares in the company held by them.

**4. Change of Name**

The company may change its name by resolution of the board.

**Share Capital**

**5. Rights Attached to Shares**

Subject to any rights attached to existing shares, any share may be issued with or have attached to it such rights and restrictions as the company may by ordinary resolution decide or, if no such resolution has been passed or so far as the resolution does not make specific provision, as the board may decide. Such rights and restrictions shall apply to the relevant shares as if the same were set out in these articles.

**6. Redeemable Shares**

Subject to any rights attached to existing shares, any share may be issued which is to be redeemed, or is liable to be redeemed at the option of the company or the holder. The board may determine the terms, conditions and manner of redemption of any redeemable share so issued. Such terms and conditions shall apply to the relevant shares as if the same were set out in these articles.

**7. Variation of Rights**

Subject to the provisions of the Companies Acts, all or any of the rights attached to any existing class of shares may from time to time (whether or not the company is being wound up) be varied either with the consent in writing of the holders of not less than three-fourths in nominal value of the issued shares of that class (excluding any shares of that class held as treasury shares) or with the sanction of a special resolution passed at a separate general meeting of the holders of those shares. All the provisions of these articles as to general meetings of the company shall, with any necessary modifications, apply to any such separate general meeting, but so that the necessary quorum shall be two persons entitled to vote and holding or representing by proxy not less than one-third in nominal value of the issued shares of the class (excluding any shares of that class held as treasury shares), (but so that at any adjourned meeting one holder entitled to vote and present in person or by proxy (whatever the number of shares held by him) shall be a quorum). The foregoing provisions of this article shall apply to the variation of the special rights attached to some only of the shares of any class as if each group of shares of the class differently treated formed a separate class and their special rights were to be varied.

**8. Pari Passu Issues**

The rights conferred upon the holders of any shares shall not, unless otherwise expressly provided in the rights attaching to those shares, be deemed to be varied by the creation or issue of further shares ranking pari passu with them.

**9. Shares**

Subject to the provisions of these articles and to any resolution passed by the company and without prejudice to any rights attached to existing shares, the board may offer, allot, grant options over or otherwise deal with or dispose of shares in the company to such persons, at such times and for such consideration and upon such terms as the board may decide.

**10. Payment of Commission**

The company may in connection with the issue of any shares or the sale for cash of treasury shares exercise all powers of paying commission and brokerage conferred or permitted by the Companies Acts. Any such commission or brokerage may be satisfied by the payment of cash or by the allotment of fully or partly-paid shares or other securities or partly in one way and partly in the other.

**11. Trusts Not Recognised**

Except as ordered by a court of competent jurisdiction or as required by law, no person shall be recognised by the company as holding any share upon any trust and the company shall not be bound by or required in any way to recognise (even when having notice of it) any interest in any share or (except only as by these articles or by law otherwise provided) any other right in respect of any share other than an absolute right to the whole of the share in the holder.

**12. Suspension of Rights Where Non-Disclosure of Interest**

(A) Where the holder of any shares in the company, or any other person appearing to be interested in those shares, fails to comply within the relevant period with any statutory notice in respect of those shares or, in purported compliance with such a notice, has made a statement which is false or inadequate in a material particular, the company may give the holder of those shares a further notice (a "**restriction notice**") to the effect that from the service of the restriction notice those shares will be subject to some or all of the relevant restrictions, and from service of the restriction notice those shares shall, notwithstanding any other provision of these articles, be subject to those relevant restrictions accordingly. For the purpose of enforcing the relevant restriction referred to in sub-paragraph (iii) of the definition of "relevant restrictions", the board may give notice to the relevant member requiring the member to change the relevant shares held in uncertificated form to certificated form by the time stated in the notice and to keep them in certificated form for as long as the board requires. The notice may also state that the member may not change any of the relevant shares held in certificated form to uncertificated form. If the member does not comply with the notice, the board may authorise any person to instruct the Operator to change the relevant shares held in uncertificated form to certificated form.

- (B) If after the service of a restriction notice in respect of any shares the board is satisfied that all information required by any statutory notice relating to those shares or any of them from their holder or any other person appearing to be interested in the shares the subject of the restriction notice has been supplied, the company shall, within seven days, cancel the restriction notice. The company may at any time at its discretion cancel any restriction notice or exclude any shares from it. The company shall cancel a restriction notice within seven days after receipt of a notice in writing that the relevant shares have been transferred pursuant to an arm's length sale.
- (C) Where any restriction notice is cancelled or ceases to have effect in relation to any shares, any moneys relating to those shares which were withheld by reason of that notice shall be paid without interest to the person who would but for the notice have been entitled to them or as he may direct.
- (D) Any new shares in the company issued in right of any shares subject to a restriction notice shall also be subject to the restriction notice, and the board may make any right to an allotment of the new shares subject to restrictions corresponding to those which will apply to those shares by reason of the restriction notice when such shares are issued.
- (E) Any holder of shares on whom a restriction notice has been served may at any time request the company to give in writing the reason why the restriction notice has been served, or why it remains uncancelled, and within 14 days of receipt of such a notice the company shall give that information accordingly.
- (F) Where a person appearing to be interested in shares has been served with a statutory notice and the shares in which he appears to be interested are held by an Approved Depositary, this article applies only to those shares which are held by the Approved Depositary in which that person appears to be interested and not (so far as that person's apparent interest is concerned) to any other shares held by the Approved Depositary.
- (G) Where a member who is an Approved Depositary has been served with a statutory notice, the obligations of that member will be limited to disclosing to the company information relating to any person who appears to be interested in the shares held by it which has been recorded by it in accordance with the arrangement under which it was appointed as an Approved Depositary.



- (H) If a statutory notice is given by the company to a person appearing to be interested in any share, a copy shall at the same time be given to the holder, but the failure or omission to do so or the non-receipt of the copy by the holder shall not invalidate such notice.
- (I) This article is in addition to, and shall not in any way prejudice or affect, the statutory rights of the company arising from any failure by any person to give any information required by a statutory notice within the time specified in it. For the purpose of this article a statutory notice need not specify the relevant period, and may require any information to be given before the expiry of the relevant period.

(J) In this article:

a sale is an “**arm’s length sale**” if the board is satisfied that it is a bona fide sale of the whole of the beneficial ownership of the shares to a party unconnected with the holder or with any person appearing to be interested in such shares and shall include a sale made by way of or in pursuance of acceptance of a takeover offer and a sale made through a recognised investment exchange or any other stock exchange outside the United Kingdom. For this purpose an associate (within the definition of that expression in any statute relating to insolvency in force at the date of adoption of this article) shall be included amongst the persons who are connected with the holder or any person appearing to be interested in such shares;

“**person appearing to be interested**” in any shares shall mean any person named in a response to a statutory notice or otherwise notified to the company by a member as being so interested or shown in any register or record kept by the company under the Companies Acts as so interested or, taking into account a response or failure to respond in the light of the response to any other statutory notice and any other relevant information in the possession of the company, any person whom the company knows or has reasonable cause to believe is or may be so interested;

“**person with a 0.25 per cent. interest**” means a person who holds, or is shown in any register or record kept by the company under the Companies Acts as having an interest in, shares in the company which comprise in total at least 0.25 per cent. in number or nominal value of the shares of the company (calculated exclusive of any shares held as treasury shares), or of any class of such shares (calculated exclusive of any shares of that class held as treasury shares), in issue at the date of service of the restriction notice;

“**relevant period**” means a period of 14 days following service of a statutory notice;

“**relevant restrictions**” mean in the case of a restriction notice served on a person with a 0.25 per cent. interest that:

- (i) the shares shall not confer on the holder any right to attend or vote either personally or by proxy at any general meeting of the company or at any separate general meeting of the holders of any class of shares in the company or to exercise any other right conferred by membership in relation to general meetings;

- (ii) the board may withhold payment of all or any part of any dividends or other moneys payable in respect of the shares and the holder shall not be entitled to receive shares in lieu of dividend;
- (iii) the board may decline to register a transfer of any of the shares which are certificated shares, unless such a transfer is pursuant to an arm's length sale,

and in any other case mean only the restriction specified in sub-paragraph (i) of this definition; and

“**statutory notice**” means a notice served by the company under the Companies Acts requiring particulars of interests in shares or of the identity of persons interested in shares.

### 13. Uncertificated Shares

- (A) Pursuant and subject to the uncertificated securities rules, the board may permit title to shares of any class to be evidenced otherwise than by a certificate and title to shares of such a class to be transferred by means of a relevant system and may make arrangements for a class of shares (if all shares of that class are in all respects identical) to become a participating class. Title to shares of a particular class may only be evidenced otherwise than by a certificate where that class of shares is at the relevant time a participating class. The board may also, subject to compliance with the uncertificated securities rules, determine at any time that title to any class of shares may from a date specified by the board no longer be evidenced otherwise than by a certificate or that title to such a class shall cease to be transferred by means of any particular relevant system.
- (B) In relation to a class of shares which is a participating class and for so long as it remains a participating class, no provision of these articles shall apply or have effect to the extent that it is inconsistent in any respect with:
  - (i) the holding of shares of that class in uncertificated form;
  - (ii) the transfer of title to shares of that class by means of a relevant system; and
  - (iii) any provision of the uncertificated securities rules,and, without prejudice to the generality of this article, no provision of these articles shall apply or have effect to the extent that it is in any respect inconsistent with the maintenance, keeping or entering up by the Operator, so long as that is permitted or required by the uncertificated securities rules, of an Operator register of securities in respect of that class of shares in uncertificated form.
- (C) Shares of a class which is at the relevant time a participating class may be changed from uncertificated to certificated form, and from certificated to uncertificated form, in accordance with and subject as provided in the uncertificated securities rules.

- (D) If, under these articles or the Companies Acts, the company is entitled to sell, transfer or otherwise dispose of, forfeit, re-allot, accept the surrender of or otherwise enforce a lien over an uncertificated share, then, subject to these articles and the Companies Acts, such entitlement shall include the right of the board to:
- (i) require the holder of that uncertificated share by notice in writing to change that share from uncertificated to certificated form within such period as may be specified in the notice and keep it as a certificated share for as long as the board requires;
  - (ii) appoint any person to take such other steps, by instruction given by means of a relevant system or otherwise, in the name of the holder of such share as may be required to effect the transfer of such share and such steps shall be as effective as they had been taken by the registered holder of that share; and
  - (iii) take such other action that the board considers appropriate to achieve the sale, transfer, disposal, forfeiture, re-allotment or surrender of that share or otherwise to enforce a lien in respect of that share.
- (E) Unless the board otherwise determines, shares which a member holds in uncertificated form shall be treated as separate holdings from any shares which that member holds in certificated form. However shares held in uncertificated form shall not be treated as forming a class which is separate from certificated shares with the same rights.
- (F) Unless the board otherwise determines or the uncertificated securities rules otherwise require, any shares issued or created out of or in respect of any uncertificated shares shall be uncertificated shares and any shares issued or created out of or in respect of any certificated shares shall be certificated shares.
- (G) The company shall be entitled to assume that the entries on any record of securities maintained by it in accordance with the uncertificated securities rules and regularly reconciled with the relevant Operator register of securities are a complete and accurate reproduction of the particulars entered in the Operator register of securities and shall accordingly not be liable in respect of any act or thing done or omitted to be done by or on behalf of the company in reliance on such assumption; in particular, any provision of these articles which requires or envisages that action will be taken in reliance on information contained in the register shall be construed to permit that action to be taken in reliance on information contained in any relevant record of securities (as so maintained and reconciled).

#### **14. Right to Share Certificates**

Every person (except a person to whom the company is not by law required to issue a certificate) whose name is entered in the register as a holder of any certificated shares shall be entitled, without payment, to receive within the time limits prescribed by the Companies Acts (or, if earlier, within any prescribed time limit or within a time specified when the shares were issued) one certificate for all those shares of any one class.

In the case of a certificated share held jointly by several persons, the company shall not be bound to issue more than one certificate and delivery of a certificate to one of several joint holders shall be sufficient delivery to all. A member who transfers some but not all of the shares comprised in a certificate shall be entitled to a certificate for the balance without charge to the extent the balance is to be held in certificated form.

**15. Replacement of Share Certificates**

If a share certificate is defaced, worn out, lost or destroyed, it may be replaced on such terms (if any) as to evidence and indemnity as the board may decide and, where it is defaced or worn out, after delivery of the old certificate to the company. Any two or more certificates representing shares of any one class held by any member shall at his request be cancelled and a single new certificate for such shares issued in lieu. Any certificate representing shares of any one class held by any member may at his request be cancelled and two or more certificates for such shares may be issued instead. The board may require the payment of any exceptional out-of-pocket expenses of the company incurred in connection with the issue of any certificates under this article. Any one of two or more joint holders may request replacement certificates under this article.

**16. Share Certificates Sent at Holder's Risk**

Every share certificate sent in accordance with these articles will be sent at the risk of the member or other person entitled to the certificate. The company will not be responsible for any share certificate lost or delayed in the course of delivery.

**17. Execution of Share Certificates**

Every share certificate shall be executed under a seal or in such other manner as the board, having regard to the terms of issue and any listing requirements, may authorise and shall specify the number and class of the shares to which it relates and the amount or respective amounts paid up on the shares. The board may by resolution decide, either generally or in any particular case or cases, that any signatures on any share certificates need not be autographic but may be applied to the certificates by some mechanical or other means or may be printed on them or that the certificates need not be signed by any person.

**Lien**

**18. Company's Lien on Shares Not Fully Paid**

The company shall have a first and paramount lien on every share (not being a fully paid share) for all amounts payable to the company (whether presently or not) in respect of that share. The company's lien on a share shall extend to every amount payable in respect of it. The board may at any time either generally or in any particular case waive any lien that has arisen or declare any share to be wholly or in part exempt from the provisions of this article.

**19. Enforcing Lien by Sale**

The company may sell, in such manner as the board may decide, any share on which the company has a lien if a sum in respect of which the lien exists is presently payable and is not paid within 14 clear days after a notice has been served on the holder of the share or the person who is entitled by transmission to the share, demanding payment and stating that if the notice is not complied with the share may be sold. For giving effect to the sale the board may authorise some person to sign an instrument of transfer of the share sold to or in accordance with the directions of the purchaser. The transferee shall not be bound to see to the application of the purchase money, nor shall his title to the share be affected by any irregularity or invalidity in relation to the sale.

**20. Application of Proceeds of Sale**

The net proceeds, after payment of the costs, of the sale by the company of any share on which it has a lien shall be applied in or towards payment or discharge of the debt or liability in respect of which the lien exists so far as it is presently payable, and any residue shall (subject to a like lien for debts or liabilities not presently payable as existed upon the share prior to the sale and upon surrender, if required by the company, for cancellation of the certificate for the share sold) be paid to the person who was entitled to the share at the time of the sale.

**Calls on Shares**

**21. Calls**

Subject to the terms of issue, the board may from time to time make calls upon the members in respect of any moneys unpaid on their shares (whether on account of the nominal amount of the shares or by way of premium) and not payable on a date fixed by or in accordance with the terms of issue, and each member shall (subject to the company serving upon him at least 14 clear days' notice specifying when and where payment is to be made) pay to the company as required by the notice the amount called on his shares. A call may be made payable by instalments. A call may be revoked or postponed, in whole or in part, as the board may decide. A person upon whom a call is made shall remain liable jointly and severally with the successors in title to his shares for all calls made upon him notwithstanding the subsequent transfer of the shares in respect of which the call was made.

**22. Timing of Calls**

A call shall be deemed to have been made at the time when the resolution of the board authorising the call was passed.

**23. Liability of Joint Holders**

The joint holders of a share shall be jointly and severally liable to pay all calls in respect of the share.

**24. Interest Due on Non-Payment**

If a call remains unpaid after it has become due and payable, the person from whom it is due and payable shall pay interest on the amount unpaid from the day it is due and payable to the time of actual payment at such rate (not exceeding the Bank of England base rate by more than five percentage points) as the board may decide, and all expenses that have been incurred by the company by reason of such non-payment, but the board shall be at liberty in any case or cases to waive payment of the interest or expenses wholly or in part.

**25. Sums Due on Allotment Treated as Calls**

Any amount which becomes payable in respect of a share on allotment or on any other date fixed by or in accordance with the terms of issue, whether in respect of the nominal amount of the share or by way of premium or as an instalment of a call, shall be deemed to be a call and, if it is not paid, all the provisions of these articles shall apply as if the sum had become due and payable by virtue of a call.

**26. Power to Differentiate**

The board may on or before the issue of shares differentiate between the allottees or holders as to the amount of calls to be paid and the times of payment.

**27. Payment of Calls in Advance**

The board may, if it thinks fit, receive from any member who is willing to advance them all or any part of the moneys uncalled and unpaid upon any shares held by him and on all or any of the moneys so advanced may (until they would, but for the advance, become presently payable) pay interest at such rate (not exceeding the Bank of England base rate by more than five percentage points, unless the company by ordinary resolution shall otherwise direct) as the board may decide.

**Forfeiture of Shares**

**28. Notice if Call or Instalment Not Paid**

If any call or instalment of a call remains unpaid on any share after the day appointed for payment, the board may at any time serve a notice on the holder requiring payment of so much of the call or instalment as is unpaid, together with any interest which may have accrued and any expenses incurred by the company by reason of such non-payment.

**29. Form of Notice**

The notice shall name a further day (not being less than 14 clear days from the date of the notice) on or before which, and the place where, the payment required by the notice is to be made and shall state that in the event of non-payment on or before the day and at the place appointed, the shares in respect of which the call has been made or instalment is payable will be liable to be forfeited.

**30. Forfeiture for Non-Compliance with Notice**

If the notice is not complied with, any share in respect of which it was given may, at any time before payment of all calls or instalments and interest and expenses due in respect of it have been made, be forfeited by a resolution of the board to that effect and the forfeiture shall include all dividends declared and other moneys payable in respect of the forfeited shares and not paid before the forfeiture. The board may accept the surrender of any share liable to be forfeited and, in that event, references in these articles to forfeiture shall include surrender.

**31. Notice after Forfeiture**

When any share has been forfeited, notice of the forfeiture shall be served upon the person who was before forfeiture the holder of the share but no forfeiture shall be invalidated by any omission or neglect to give notice.

**32. Sale of Forfeited Shares**

Until cancelled in accordance with the requirements of the Companies Acts, a forfeited share shall be deemed to be the property of the company and may be sold or otherwise disposed of either to the person who was, before forfeiture, the holder or to any other person upon such terms and in such manner as the board shall decide. The board may for the purposes of the disposal authorise some person to sign an instrument of transfer to the designated transferee. The company may receive the consideration (if any) given for the share on its disposal. At any time before a sale or disposition the forfeiture may be cancelled by the board on such terms as the board may decide.

**33. Arrears to be Paid Notwithstanding Forfeiture**

A person whose shares have been forfeited shall cease to be a member in respect of them and shall surrender to the company for cancellation the certificate for the forfeited shares but shall remain liable to pay to the company all moneys which at the date of the forfeiture were payable by him to the company in respect of those shares with interest thereon at such rate (not exceeding the Bank of England base rate by more than five percentage points) as the board may decide from the date of forfeiture until payment, and the company may enforce payment without being under any obligation to make any allowance for the value of the shares forfeited or for any consideration received on their disposal.

**34. Statutory Declaration as to Forfeiture**

A statutory declaration that the declarant is a director of the company or the secretary and that a share has been forfeited on a specified date shall be conclusive evidence of the facts stated in it as against all persons claiming to be entitled to the share. The declaration shall (subject to the signing of an instrument of transfer if necessary) constitute a good title to the share and the person to whom the share is sold or otherwise disposed of shall not be bound to see to the application of the purchase money (if any) nor shall his title to the share be affected by any irregularity or invalidity in the proceedings relating to the forfeiture, sale or disposal.

**Transfer of Shares**

**35. Transfer**

(A) Subject to such of the restrictions of these articles as may be applicable:

- (i) any member may transfer all or any of his uncertificated shares by means of a relevant system in such manner provided for, and subject as provided in, the uncertificated securities rules, and accordingly no provision of these articles shall apply in respect of an uncertificated share to the extent that it requires or contemplates the effecting of a transfer by an instrument in writing or the production of a certificate for the share to be transferred; and
  - (ii) any member may transfer all or any of his certificated shares by an instrument of transfer in any usual form or in any other form which the board may approve.
- (B) The transferor of a share shall be deemed to remain the holder of the share concerned until the name of the transferee is entered in the register in respect of it.

**36. Signing of Transfer**

The instrument of transfer of a certificated share shall be signed by or on behalf of the transferor and (in the case of a partly paid share) the transferee. All instruments of transfer, when registered, may be retained by the company.

**37. Rights to Decline Registration of Partly Paid Shares**

The board can decline to register any transfer of any share which is not a fully paid share.

**38. Other Rights to Decline Registration**

- (A) Registration of a transfer of an uncertificated share may be refused in the circumstances set out in the uncertificated securities rules, and where, in the case of a transfer to joint holders, the number of joint holders to whom the uncertificated share is to be transferred exceeds four.
- (B) The board may decline to register any transfer of a certificated share unless:
  - (i) the instrument of transfer is duly stamped or duly certified or otherwise shown to the satisfaction of the board to be exempt from stamp duty and is left at the office or such other place as the board may from time to time determine accompanied (save in the case of a transfer by a person to whom the company is not required by law to issue a certificate and to whom a certificate has not been issued) by the certificate for the share to which it relates and such other evidence as the board may reasonably require to show the right of the person signing the instrument of transfer to make the transfer and, if the instrument of transfer is signed by some other person on his behalf, the authority of that person so to do;
  - (ii) the instrument of transfer is in respect of only one class of share; and
  - (iii) in the case of a transfer to joint holders, the number of joint holders to whom the share is to be transferred does not exceed four.
- (C) For all purposes of these articles relating to the registration of transfers of shares, the renunciation of the allotment of any shares by the allottee in favour of some other person shall be deemed to be a transfer and the board shall have the same powers of refusing to give effect to such a renunciation as if it were a transfer.



**39. No Fee for Registration**

No fee shall be charged by the company for registering any transfer, document or instruction relating to or affecting the title to any share or for making any other entry in the register.

**40. Untraced Shareholders**

- (A) The company may sell any certificated shares in the company on behalf of the holder of, or person entitled by transmission to, the shares at the best price reasonably obtainable at the time of sale if:
- (i) the shares have been in issue either in certificated or uncertificated form throughout the qualifying period and at least three cash dividends have become payable on the shares during the qualifying period;
  - (ii) no cash dividend payable on the shares has either been claimed by presentation to the paying bank of the relevant cheque or warrant or been satisfied by the transfer of funds to a bank account designated by the holder of, or person entitled by transmission to, the shares or by the transfer of funds by means of a relevant system at any time during the relevant period;
  - (iii) so far as any director of the company at the end of the relevant period is then aware, the company has not at any time during the relevant period received any communication from the holder of, or person entitled by transmission to, the shares; and
  - (iv) the company has caused two advertisements to be published, one in a newspaper with a national circulation and the other in a newspaper circulating in the area in which the last known postal address of the holder of, or person entitled by transmission to, the shares or the postal address at which service of notices may be effected under these articles is located, giving notice of its intention to sell the shares and a period of three months has elapsed from the date of publication of the advertisements or of the last of the two advertisements to be published if they are published on different dates.
- (B) The company shall also be entitled to sell at the best price reasonably obtainable at the time of sale any additional certificated shares in the company issued either in certificated or uncertificated form during the qualifying period in right of any share to which paragraph (A) of this article applies (or in right of any share so issued), if the criteria in paragraph (A)(ii) to (iv) are satisfied in relation to the additional shares.
- (C) To give effect to any sale of shares pursuant to this article the board may authorise some person to transfer the shares in question and an instrument of transfer signed by that person shall be as effective as if it had been signed by the holder of, or person entitled by transmission to, the shares.

The purchaser shall not be bound to see to the application of the purchase moneys nor shall his title to the shares be affected by any irregularity or invalidity in the proceedings relating to the sale. The net proceeds of sale shall belong to the company and, upon their receipt, the company shall become indebted to the former holder of, or person entitled by transmission to, the shares for an amount equal to the net proceeds unless and until forfeited under this article. No trust shall be created in respect of the debt and no interest shall be payable in respect of it and the company shall not be required to account for any moneys earned from the net proceeds which may be employed in the business of the company or as it thinks fit. If no valid claim for the money has been received by the company during a period of six years from the date on which the relevant shares were sold by the company under this article, the money will be forfeited and will belong to the company.

(D) For the purpose of this article:

“**the qualifying period**” means the period of 10 years immediately preceding the date of publication of the advertisements referred to in paragraph (A)(iv) above or of the first of the two advertisements to be published if they are published on different dates; and

“**the relevant period**” means the period beginning at the commencement of the qualifying period and ending on the date when all the requirements of paragraphs (A)(i) to (iv) above have been satisfied.

## **Transmission of Shares**

### **41. Transmission on Death**

If a member dies, the survivor or survivors, where he was a joint holder, and his personal representatives, where he was a sole holder or the only survivor of joint holders, shall be the only persons recognised by the company as having any title to his shares; but nothing contained in these articles shall release the estate of a deceased holder from any liability in respect of any share held by him solely or jointly with other persons.

### **42. Entry of Transmission in Register**

Where the entitlement of a person to a certificated share in consequence of the death or bankruptcy of a member or of any other event giving rise to its transmission by operation of law is proved to the satisfaction of the board, the board shall within two months after proof cause the entitlement of that person to be noted in the register.

### **43. Election of Person Entitled by Transmission**

Any person entitled by transmission to a share may, subject as provided elsewhere in these articles, elect either to become the holder of the share or to have some person nominated by him registered as the holder. If he elects to be registered himself he shall give notice to the company to that effect. If he elects to have another person registered and the share is a certificated share, he shall sign an instrument of transfer of the share to that person.

If he elects to have himself or another person registered and the share is an uncertificated share, he shall take any action the board may require (including, without limitation, the signing of any document and the giving of any instruction by means of a relevant system) to enable himself or that person to be registered as the holder of the share. The board may at any time require the person to elect either to be registered himself or to transfer the share and if the requirements are not complied with within 60 days of being issued the board may withhold payment of all dividends and other moneys payable in respect of the share until the requirements have been complied with. All the provisions of these articles relating to the transfer of, and registration of transfers of, shares shall apply to the notice or transfer as if the death or bankruptcy of the member or other event giving rise to the transmission had not occurred and the notice or transfer was given or signed by the member.

**44. Rights of Person Entitled by Transmission**

Where a person becomes entitled by transmission to a share, the rights of the holder in relation to that share shall cease, but the person entitled by transmission to the share may give a good discharge for any dividends or other moneys payable in respect of it and shall have the same rights in relation to the share as he would have had if he were the holder of it save that, until he becomes the holder, he shall not be entitled in respect of the share (except with the authority of the board) to receive notice of, or to attend or vote at, any general meeting of the company or at any separate general meeting of the holders of any class of shares in the company or to exercise any other right conferred by membership in relation to general meetings.

**Alteration of Share Capital**

**45. Sub-division**

Any resolution authorising the company to sub-divide its shares or any of them may determine that, as between the shares resulting from the sub-division, any of them may have any preference or advantage or be subject to any restriction as compared with the others.

**46. Fractions**

Whenever as a result of a consolidation, consolidation and sub-division or sub-division of shares any holders would become entitled to fractions of a share, the board may deal with the fractions as it thinks fit including by ignoring fractions altogether or by aggregating and selling them or by dealing with them in some other way. For the purposes of effecting any such sale, the board may arrange for the shares representing the fractions to be entered in the register as certificated shares. The board may sell shares representing fractions to any person, including the company and may authorise some person to transfer or deliver the shares to, or in accordance with the directions of, the purchaser. The person to whom any shares are transferred or delivered shall not be bound to see to the application of the purchase money nor shall his title to the shares be affected by any irregularity in, or invalidity of, the proceedings relating to the sale.

## **Notice of General Meetings**

### **47. Omission or Non-Receipt of Notice**

- (A) The accidental omission to give any notice of a meeting or the accidental omission to send or supply any document or other information relating to any meeting to, or the non-receipt (even if the company becomes aware of such non-receipt) of any such notice, document or other information by, any person entitled to receive the notice, document or other information shall not invalidate the proceedings at that meeting.
- (B) A member present in person or by proxy at a meeting shall be deemed to have received proper notice of that meeting and, where applicable, of the purpose of that meeting.

### **48. Postponement of General Meetings**

If the board, in its absolute discretion, considers that it is impractical or undesirable for any reason to hold a general meeting on the date or at the time or place specified in the notice calling the general meeting, it may postpone or move the general meeting to another date, time and/or place. The board shall take reasonable steps to ensure that notice of the date, time and place of the rearranged meeting is given to any member trying to attend the meeting at the original time and place. Notice of the date, time and place of the rearranged meeting shall, if practicable, also be placed in: (i) at least two national newspapers in the United Kingdom, and (ii) The Wall Street Journal and/or such other newspaper published in the United States as the directors consider to be appropriate. Notice of the business to be transacted at such rearranged meeting shall not be required. If a meeting is rearranged in this way, the appointment of a proxy will be valid if it is received as required by these articles not less than 48 hours before the time appointed for holding the rearranged meeting. The board may also postpone or move the rearranged meeting under this article.

### **49. Resolutions of members at Annual General Meetings**

- (A) If, on or before, 31st January in any year any members shall, in accordance with the Companies Acts, require the company, in relation to the Annual General Meeting to be held in that year, to give notice of a resolution which may properly be moved or require the company to circulate a statement in acceptable form, the company shall circulate that resolution or statement with the notice of the Annual General Meeting without cost to the requisitionists.
- (B) If any such requisition is made in accordance with the Companies Acts after 31st January in any year and prior to the Annual General Meeting to be held in that year, the company shall require that the requisitionists deposit or tender a sum sufficient to meet the Company's reasonable expenses in complying with such requisition in accordance with the Companies Acts.

## Proceedings at General Meetings

### 50. Quorum

- (A) No business shall be transacted at any general meeting unless a quorum is present when the meeting proceeds to business, but the absence of a quorum shall not preclude the choice or appointment of a chairman of the meeting which shall not be treated as part of the business of the meeting. Save as otherwise provided by these articles, two members present in person or by proxy and entitled to vote shall be a quorum for all purposes. A shareholder which is a company is to be considered present if it is represented by a duly authorised representative.
- (B) If the directors so determine, any or all members (or their proxies) may participate in a general meeting by means of a conference telephone, video teleconference equipment or any communication equipment which allows all persons participating in the meeting to speak to and hear each other. A person so participating shall be deemed to be present in person at the meeting and shall be entitled to vote or be counted in a quorum accordingly. A meeting which takes place by conference telephone, video teleconference or other such communication equipment will be treated as taking place at the place where the chairman is.

### 51. Procedure if Quorum Not Present

If within five minutes (or such longer time not exceeding one hour as the chairman of the meeting may decide to wait) after the time appointed for the commencement of the meeting a quorum is not present, or if during the meeting a quorum ceases to be present, the meeting:

- (i) if convened by or upon the requisition of members, shall be dissolved; and
- (ii) in any other case, it shall stand adjourned to such other day (being not less than ten days later, excluding the day on which the meeting is adjourned and the day for which it is reconvened) and at such other time or place as the chairman of the meeting may decide. At any adjourned meeting one member present in person or by proxy and entitled to vote (whatever the number of shares held by him) shall be a quorum and any notice of an adjourned meeting shall state that one member present in person or by proxy and entitled to vote (whatever the number of shares held by him) shall be a quorum.

### 52. Security Arrangements

- (A) The directors or the secretary may take any action and may put in place any arrangements both before and during any meeting that they/he consider appropriate for:
  - (i) the safety of people attending a meeting;
  - (ii) proper and orderly conduct of a meeting; or
  - (iii) the meeting to reflect the wishes of the majority.

- (B) This includes the power to refuse entry to, or eject from meetings, any person who fails to comply with any arrangements made or any person who in the opinion of the directors or the secretary is acting in a manner that threatens the safety of people attending the meeting and/or the proper and orderly conduct at a meeting.
- (C) The board may direct that persons wishing to attend any general meeting should submit to such searches or other security arrangements or restrictions (including, without limitation, a requirement that such persons refrain from taking electronic equipment into a general meeting) as the board shall consider appropriate in the circumstances and the board shall be entitled in its absolute discretion to, or to authorise some one or more persons who shall include a director or the secretary or the chairman of the meeting to, refuse entry to, or to eject from, such general meeting any person who fails to submit to such searches or otherwise to comply with such security arrangements or restrictions.

**53. Confidential Information**

No shareholder at any general meeting is entitled to require disclosure of or any information about any detail of the company's trading, or any matter that is or may be in the nature of a trade secret, commercial secret or secret process, or that may relate to the conduct of the business of the company, if the directors decide it would be inexpedient in the interests of the company to make that information public.

**54. Chairman of General Meeting**

The chairman (if any) of the board or, in his absence, the deputy chairman (if any) shall preside as chairman at every general meeting. If more than one deputy chairman is present they shall agree amongst themselves who is to take the chair or, if they cannot agree, the deputy chairman who has been in office as a director longest shall take the chair. If there is no chairman or deputy chairman, or if at any meeting neither the chairman nor any deputy chairman is present within five minutes after the time appointed for the commencement of the meeting, or if neither the chairman nor any deputy chairman is willing to act as chairman, the directors present shall choose one of their number to act, or if one director only is present he shall preside as chairman of the meeting if willing to act. If no director is present, or if each of the directors present declines to take the chair, the persons present and entitled to vote shall appoint one of their number to be chairman of the meeting. Nothing in these articles shall restrict or exclude any of the powers or rights of a chairman of a meeting which are given by law.

**55. Orderly Conduct**

- (A) The chairman of the meeting shall take such action or give directions for such action to be taken as he thinks fit to promote the orderly conduct of the business of the meeting. The chairman's decision on points of order, matters of procedure or arising incidentally from the business of the meeting shall be final as shall be his determination as to whether any point or matter is of such a nature.

(B) The directors may arrange for any people who they consider cannot be seated in the main meeting room, where the chairman will be, to attend and take part in a general meeting in an overflow room or rooms. Any overflow room will have a live video link from the main room, and a two-way sound link. The notice of the meeting does not have to give details of any arrangements under this Article. The directors may decide how to divide people between the main room and any overflow room. If any overflow room is used, the meeting will be treated as being held, and taking place, in the main room.

**56. Entitlement to Attend and Speak**

Each director shall be entitled to attend and speak at any general meeting of the company. The chairman of the meeting may invite any person to attend and speak at any general meeting of the company where he considers that this will assist in the deliberations of the meeting.

**57. Adjournments**

The chairman of the meeting may at any time without the consent of the meeting adjourn any meeting (whether or not it has commenced or a quorum is present) either sine die or to another time or place where it appears to him that (a) the members entitled to vote and wishing to attend cannot be conveniently accommodated in the place appointed for the meeting (b) the conduct of persons present prevents or is likely to prevent the orderly continuation of business or (c) an adjournment is otherwise necessary so that the business of the meeting may be properly conducted. In addition, the chairman of the meeting may at any time with the consent of any meeting at which a quorum is present (and shall if so directed by the meeting) adjourn the meeting either sine die or to another time or place. When a meeting is adjourned sine die the time and place for the adjourned meeting shall be fixed by the board. No business shall be transacted at any adjourned meeting except business which might properly have been transacted at the meeting had the adjournment not taken place. Any meeting may be adjourned more than once.

**58. Notice of Adjournment**

If the continuation of an adjourned meeting is to take place three months or more after it was adjourned or if business is to be transacted at an adjourned meeting the general nature of which was not stated in the notice of the original meeting, notice of the adjourned meeting shall be given as in the case of an original meeting. Except as provided in this article, it shall not be necessary to give any notice of an adjourned meeting or of the business to be transacted at an adjourned meeting.

**Amendments**

**59. Amendments to Resolutions**

In the case of a resolution duly proposed as a special resolution no amendment thereto (other than an amendment to correct a patent error) may be considered or voted upon and in the case of a resolution duly proposed as an ordinary resolution no amendment thereto (other than an amendment to correct a patent error) may be considered or voted upon unless either at least two working days prior to the date appointed for holding the meeting or adjourned meeting at which such ordinary resolution is to be proposed notice in writing of the terms of the amendment and intention to move the same has been received by the company at its office or the chairman of the meeting in his absolute discretion decides that it may be considered or voted upon. With the consent of the chairman of the meeting, an amendment may be withdrawn by its proposer before it is put to the vote.

**60. Amendments Ruled Out of Order**

If an amendment shall be proposed to any resolution under consideration but shall be ruled out of order by the chairman of the meeting the proceedings on the substantive resolution shall not be invalidated by any error in such ruling.

**Voting**

**61. Votes of Members**

Subject to any special terms as to voting upon which any shares may be issued or may at the relevant time be held and to any other provisions of these articles, members shall be entitled to vote at a general meeting as provided in the Companies Acts.

**62. Method of Voting**

At any general meeting a resolution put to the vote of the meeting shall be decided on a poll, which shall be taken in such manner as the chairman of the meeting shall direct, including by means of electronic vote casters. The result of the vote shall be deemed to be the resolution of the meeting at which the vote was demanded. A vote to elect the chairman of the meeting or to adjourn the meeting must be taken immediately at the meeting. Any other vote may be taken at any other time (within 30 days of the meeting) and place determined by the chairman. The chairman can appoint scrutineers (who need not be shareholders) and set a day, time and place for the result of the poll to be declared.

**63. Votes of Joint Holders**

In the case of joint holders of a share the vote of the senior who tenders a vote, whether in person or by proxy, shall be accepted to the exclusion of the votes of the other joint holders and, for this purpose, seniority shall be determined by the order in which the names stand in the register in respect of the joint holding.

**64. Voting on Behalf of Incapable Member**

A member in respect of whom an order has been made by any competent court or official on the ground that he is or may be suffering from a mental disorder or is otherwise incapable of managing his affairs may vote at any general meeting of the company and may exercise any other right conferred by membership in relation to general meetings by or through any person authorised in such circumstances to do so on his behalf (and that person may vote by proxy), provided that evidence to the satisfaction of the board of the authority of the person claiming to exercise the right to vote or such other right has been received by the company not later than the last time at which appointments of proxy should have been received in order to be valid for use at that meeting or on the holding of that poll.



**65. No Right to Vote where Sums Overdue on Shares**

No member shall, unless the board otherwise decides, be entitled in respect of any share held by him to attend or vote (either personally or by proxy) at any general meeting of the company or to exercise any other right conferred by membership in relation to general meetings unless all calls or other sums presently payable by him in respect of that share have been paid.

**66. Objections or Errors in Voting**

If:

- (i) any objection shall be raised to the qualification of any voter, or
- (ii) any votes have been counted which ought not to have been counted or which might have been rejected, or
- (iii) any votes are not counted which ought to have been counted,

the objection or error shall not vitiate the decision of the meeting or adjourned meeting on any resolution unless it is raised or pointed out at the meeting or, as the case may be, the adjourned meeting at which the vote objected to is given or tendered or at which the error occurs. Any objection or error shall be referred to the chairman of the meeting and shall only vitiate the decision of the meeting on any resolution if the chairman decides that the same may have affected the decision of the meeting. The decision of the chairman on such matters shall be conclusive.

**Approved Depositaries**

**67. Meaning of Approved Depositary**

- (A) In these articles, unless the context otherwise requires, “**Approved Depositary**” means a person approved by the board and appointed:
  - (i) to hold the company’s shares or any rights or interests in any of the company’s shares; and
  - (ii) to issue securities, documents of title or other documents which evidence that the holder of them owns or is entitled to receive the shares, rights or interests held by the Approved Depositary,and shall include a nominee acting for a person appointed to do these things.
- (B) The trustees of any scheme or arrangements for or principally for the benefit of employees of the company and its associated companies will be deemed to be an Approved Depositary for the purposes of these articles unless the board resolves otherwise.
- (C) References in these articles to an Approved Depositary or to shares held by it refer only to an Approved Depositary and to its shares held in its capacity as an Approved Depositary.

**68. Appointment of Approved Depositaries**

Subject to these articles and to applicable law, an Approved Depositary may appoint as its proxy or proxies in relation to any ordinary shares which it holds, anyone it thinks fit and may determine the manner and terms of any such appointment. Each appointment must state the number and class of shares to which it relates and the total number of shares of each class in respect of which appointments exist at any one time, which must not exceed the total number of shares of each such class registered in the name of the Approved Depositary or its nominee (the “**Depositary Shares**”) at that time.

**69. Register of Approved Depositaries**

The Approved Depositary must keep a register (the “**Proxy Register**”) of each person it has appointed as a proxy under Article 71 (an “**Appointed Proxy**”) and the number of Depositary Shares (his “**Appointed Number**”) to which the appointment relates. The directors will determine the requisite information to be recorded in the Proxy Register relating to each Appointed Proxy.

Any person authorised by the company may inspect the Proxy Register during usual business hours and the Approved Depositary will give such person any information which he requests as to the contents of the Proxy Register.

**70. Approved Depositaries’ Attendance at General Meetings**

- (A) An Appointed Proxy may only attend a general meeting if he provides the company with written evidence of his appointment as such. This must be in a form agreed between the directors and the Approved Depositary.
- (B) Subject to applicable law and to these articles, and so long as the Approved Depositary or a nominee of the Approved Depositary holds at least his Appointed Number of shares, an Appointed Proxy is entitled to attend a general meeting which holders of that class of shares are entitled to attend, and he is entitled to the same rights, and subject to the same obligations, in relation to his Appointed Number of Depositary Shares as if he had been validly appointed in accordance with Articles 73 to 77 by the registered holder of these shares as its proxy in relation to those shares.

**71. Proxies of Appointed Depositaries**

An Appointed Proxy may appoint another person as his proxy for his Appointed Number of Depositary Shares, provided the appointment is made and deposited in accordance with Articles 73 to 77. These articles apply to that appointment and to the person so appointed as though those Depositary Shares were registered in the name of the Appointed Proxy and the appointment was made by him in that capacity. The directors may require such evidence as they think appropriate to decide that such appointment is effective.

## 72. Identifying Appointed Proxies

- (A) For the purposes of determining who is entitled as an Appointed Proxy to exercise the rights conferred by Articles 70 and 71 and the number of Depositary Shares in respect of which a person is to be treated as having been appointed as an Appointed Proxy for these purposes, the Approved Depositary may decide that the Appointed Proxies who are so entitled are the persons entered in the Proxy Register at a time and on a date (a “**Record Time**”) agreed between the Approved Depositary and the company.
- (B) When a Record Date is decided for a particular purpose:
  - (i) an Appointed Proxy is to be treated as having been appointed for that purpose for the number and class of shares appearing against his name in the Proxy Register as at the Record Time; and
  - (ii) changes to entries in the Proxy Register after the Record Time will be ignored for this purpose.
- (C) Except for recognising the rights given in relation to General Meetings by appointments made by Appointed Proxies pursuant to Article 71, the company is entitled to treat any person entered in the Proxy Register as an Appointed Proxy as the only person (other than the Approved Depositary) who has any interest in the Depositary Shares in respect of which the Appointed Proxy has been appointed.
- (D) At a general meeting the chairman has the final decision as to whether any person has the right to vote or exercise any other right relating to any Depositary Shares. In any other situation, the directors have the final decision as to whether any person has the right to exercise any right relating to any Depositary Shares.

## Proxies

### 73. Appointment of Proxies

The appointment of a proxy shall be in writing signed by the appointor or his duly authorised attorney or, if the appointor is a corporation, shall either be executed under its seal or signed by an officer, attorney or other person authorised to sign it. If a member appoints more than one proxy and the proxy forms appointing those proxies would give those proxies the apparent right to exercise votes on behalf of the member in a general meeting over more shares than are held by the member, then each of those proxy forms will be invalid and none of the proxies so appointed will be entitled to attend, speak or vote at the relevant general meeting.

### 74. Receipt of Proxies

- (A) The appointment of a proxy must:

- (i) in the case of an appointment made in hard copy form, be received at the office (or such other place in the United Kingdom or in the United States as may be specified by the company for the receipt of appointments of proxy in hard copy form) not less than 48 hours (or such shorter time as the board may determine) before the time appointed for holding the meeting or adjourned meeting at which the person named in the appointment proposes to vote together with (if required by the board) any authority under which it is made or a copy of the authority, certified notarially or in accordance with the Powers of Attorney Act 1971 or in some other manner approved by the board;
- (ii) in the case of an appointment made by electronic means, be received at the address specified by the company for the receipt of appointments of proxy by electronic means not less than 48 hours (or such shorter time as the board may determine) before the time appointed for holding the meeting or adjourned meeting at which the person named in the appointment proposes to vote. Any authority pursuant to which such an appointment is made or a copy of the authority, certified notarially or in accordance with the Powers of Attorney Act 1971 or in some other manner approved by the board, must, if required by the board, be received at such address or at the office (or such other place in the United Kingdom as may be specified by the company for the receipt of such documents) not less than 48 hours (or such shorter time as the board may determine) before the time appointed for holding the meeting or adjourned meeting at which the person named in the appointment proposes to vote;
- (iii) in the case of an appointment delivered by an Approved Depository (except in respect of a proxy appointed in accordance with Article 68) be delivered to the appropriate place referred to in (i) or (ii) above, as appropriate, depending on whether the appointment is made in hard copy or electronic form;
- (iv) in the case of a vote taken more than 48 hours subsequently to the date of the meeting or adjourned meeting, be received as aforesaid not less than 24 hours (or such shorter time as the board may determine) before the time appointed for the taking of the vote; and
- (v) in the case of a vote taken not more than 48 hours subsequently to the date of the meeting or adjourned meeting, be received as aforesaid by the time at which the vote was demanded (or at such later time as the board may determine),

and an appointment of a proxy which is not, or in respect of which the authority or copy thereof is not, received in a manner so permitted shall be invalid. When two or more valid but differing appointments of a proxy are received in respect of the same share for use at the same meeting or poll, the one which is last received (regardless of its date or of the date of its signature) shall be treated as replacing and revoking the others as regards that share; if the company is unable to determine which was last received, none of them shall be treated as valid in respect of that share. The appointment of a proxy shall not preclude a member from attending and voting in person at the meeting or poll concerned. The proceedings at a general meeting shall not be invalidated where an appointment of a proxy in respect of that meeting is sent in electronic form as provided in these articles, but because of a technical problem it cannot be read by the recipient.

- (B) The board may at its discretion determine that in calculating the periods mentioned in this article no account shall be taken of any part of a day that is not a working day.

**75. Maximum Validity of Proxy**

No appointment of a proxy shall be valid after 12 months have elapsed from the date of its receipt save that, unless the contrary is stated in it, an appointment of a proxy shall be valid for use at an adjourned meeting or vote after a meeting or an adjourned meeting even after 12 months, if it was valid for the original meeting.

**76. Form of Proxy**

The appointment of a proxy shall be in any usual form or in such other form as the board may approve. The appointment of a proxy shall be deemed to confer authority to vote on any amendment of a resolution put to, or any other business which may properly come before, the meeting for which it is given as the proxy thinks fit. The appointment of a proxy shall, unless the contrary is stated in it, be valid as well for any adjournment of the meeting as for the meeting to which it relates.

**77. Cancellation of Proxy's Authority**

A vote given by a proxy or by the duly authorised representative of a corporation shall be valid notwithstanding the previous determination of the authority of the person voting, unless notice in writing of the determination was received by the company at the office (or such other place or address as was specified by the company for the receipt of appointments of proxy) not later than the last time at which an appointment of a proxy should have been received in order to be valid for use at the meeting at which the vote was given.

**Class Meetings**

**78. Separate General Meetings**

The provisions of these articles relating to general meetings shall apply, with any necessary modifications to any separate general meeting of the holders of shares of a class convened otherwise than in connection with the variation or abrogation of the rights attached to the shares of that class. For this purpose, a general meeting at which no holder of a share other than an ordinary share may, in his capacity as a member, attend or vote shall also constitute a separate general meeting of the holders of the ordinary shares.

**Appointment, Retirement and Removal of Directors**

**79. Number of Directors**

Unless otherwise determined by ordinary resolution of the company, the directors (disregarding alternate directors) shall be not less than two nor more than 24 in number.

**80. Directors' Shareholding Qualification**

No shareholding qualification for directors shall be required.

**81. Power of Company to Appoint Directors**

Subject to the provisions of these articles, the company may by ordinary resolution elect any person who is willing to act to be a director, either to fill a vacancy or as an addition to the existing board, but so that the total number of directors shall not at any time exceed any maximum number fixed by or in accordance with these articles.

**82. Power of Board to Appoint Directors**

Subject to the provisions of these articles, the board may appoint any person who is willing to act to be a director, either to fill a vacancy or as an addition to the existing board, but so that the total number of directors shall not at any time exceed any maximum number fixed by or in accordance with these articles. Any director so appointed shall retire at the next annual general meeting and shall then be eligible for re-appointment.

**83. Retirement of Directors by Rotation**

At every annual general meeting any director:

- (i) who has been appointed by the board since the last annual general meeting, or
- (ii) who held office at the time of the two preceding annual general meetings and who did not retire at either of them, or
- (iii) who has held office with the company, other than employment or executive office, for a continuous period of nine years or more at the date of the meeting,

shall retire from office and may offer himself for re-appointment by the members.

**84. Filling Vacancies**

Subject to the provisions of these articles, at the meeting at which a director retires the company can pass an ordinary resolution to re-appoint the director or to elect some other eligible person in his place.

**85. Power of Removal by Special Resolution**

In addition to any power of removal conferred by the Companies Acts, the company may by special resolution remove any director before the expiration of his period of office and may (subject to these articles) by ordinary resolution appoint another person who is willing to act to be a director in his place.

**86. Persons Eligible as Directors**

No person other than a director retiring at the meeting shall be appointed or re-appointed a director at any general meeting unless:

- (i) he is recommended by the board; or
- (ii) not less than seven nor more than 42 days before the day appointed for the meeting, notice in writing by a member qualified to vote at the meeting (not being the person to be proposed) has been given to the secretary of the intention to propose that person for appointment or re-appointment together with confirmation in writing by that person of his willingness to be appointed or re-appointed.

**87. Position of Retiring Directors**

A director who retires at an annual general meeting may, if willing to continue to act, be re-appointed. If he is re-appointed he is treated as continuing in office throughout. If he is not re-appointed, he shall retain office until the end of the meeting or (if earlier) when a resolution is passed to appoint someone in his place or when a resolution to re-appoint the director is put to the meeting and lost.

**88. Vacation of Office by Directors**

Without prejudice to the provisions for retirement contained in these articles, the office of a director shall be vacated if:

- (i) he resigns his office by notice in writing sent to or received at the office or at an address specified by the company for the purposes of communication by electronic means or tendered at a meeting of the board; or
- (ii) by notice in writing sent to or received at the office or at an address specified by the company for the purposes of communication by electronic means or tendered at a meeting of the board, he offers to resign and the board resolves to accept such offer; or
- (iii) by notice in writing sent to or received at the office or at an address specified by the company for the purposes of communication by electronic means or tendered at a meeting of the board, his resignation is requested by all of the other directors and all of the other directors are not less than three in number; or
- (iv) he is or has been suffering from mental or physical ill health and the board resolves that his office is vacated; or
- (v) he is absent without the permission of the board from meetings of the board (whether or not an alternate director appointed by him attends) for six consecutive months and the board resolves that his office is vacated; or
- (vi) he becomes bankrupt or compounds with his creditors generally; or
- (vii) he is prohibited by law from being a director; or
- (viii) he ceases to be a director by virtue of the Companies Acts or is removed from office pursuant to these articles.

If the office of a director is vacated for any reason, he shall cease to be a member of any committee or sub-committee of the board.

## 89. Alternate Directors

- (A) Each director may appoint any person to be his alternate and may at his discretion remove an alternate director so appointed. If the alternate director is not already a director, the appointment, unless previously approved by the board, shall have effect only upon and subject to its being so approved. Any appointment or removal of an alternate director shall be effected by notice in writing signed by the appointor and sent to or received at the office or at an address specified by the company for the purpose of communication by electronic means or tendered at a meeting of the board, or in any other manner approved by the board. An alternate director shall be entitled to receive notice of all meetings of the board or of committees of the board of which his appointor is a member. He shall also be entitled to attend and vote as a director at any such meeting at which the director appointing him is not personally present and at such meeting to exercise and discharge all the functions, powers, rights and duties of his appointor as a director and for the purposes of the proceedings at such meeting the provisions of these articles shall apply as if he were a director.
- (B) Every person acting as an alternate director shall (except as regards power to appoint an alternate and remuneration) be subject in all respects to the provisions of these articles relating to directors and shall during his appointment be an officer of the company. An alternate director shall alone be responsible to the company for his acts and defaults and shall not be deemed to be the agent of or for the director appointing him. An alternate director may be paid expenses and shall be entitled to be indemnified by the company to the same extent as if he were a director. An alternate director shall not be entitled to receive from the company any fee in his capacity as an alternate director but the company shall, if so requested in writing by the appointor, pay to the alternate director any part of the fees or remuneration otherwise due to the appointor.
- (C) A director or any other person may act as an alternate director to represent more than one director. Every person acting as an alternate director shall have one vote for each director for whom he acts as alternate, in addition to his own vote if he is also a director but he shall count as only one for the purposes of determining whether a quorum is present. Signature by an alternate director of any resolution in writing of the board or a committee of the board shall, unless the notice of his appointment provides to the contrary, be as effective as signature by his appointor.
- (D) An alternate director shall cease to be an alternate director:
  - (i) if his appointor ceases for any reason to be a director except that, if at any meeting any director retires but is re-appointed at the same meeting, any appointment made by him pursuant to this article which was in force immediately before his retirement shall remain in force as though he had not retired; or



- (ii) on the happening of any event which if he were a director would cause him to vacate his office as director; or
- (iii) if he resigns his office by notice in writing to the company.

**90. Executive Directors**

The board or any committee authorised by the board may from time to time appoint one or more directors to hold any employment or executive office with the company for such period and upon such other terms as the board or any committee authorised by the board may in its discretion decide and may revoke or terminate any appointment so made. Any revocation or termination of the appointment shall be without prejudice to any claim for damages that the director may have against the company or the company may have against the director for any breach of any contract of service between him and the company which may be involved in the revocation or termination. A director so appointed shall receive such remuneration (whether by way of salary, commission, participation in profits or otherwise) as the board or any committee authorised by the board may decide, and either in addition to or in lieu of his remuneration as a director.

**Fees, Remuneration, Expenses and Pensions**

**91. Directors' Fees**

- (A) The directors can decide on the amount, timing and manner of payment of fees to be paid by the company to the directors for acting as directors, but the total fees paid to all of the directors for acting as directors (including amounts paid under Article 92(ii) to 92(v) but excluding any amounts paid under any other provision of these articles) shall not exceed the higher of:
- (i) £3 million a year; and
  - (ii) any higher amount as the company may by ordinary resolution decide.

These fees can be satisfied in cash or in any other form.

- (B) If the directors decide to satisfy any of these fees in shares or in any other non-cash form, the value of the shares or other assets to be counted towards this limit will be their value at the time the entitlement to them is first allocated, or provisionally allocated, to the director. This value will be taken into account for the purpose of the limit in the year in which the entitlement is first allocated, or provisionally allocated, and not in any later year when the fees, shares or other assets are actually paid or delivered to the director. This paragraph applies even if:
- (i) the director's entitlement to the fees, or to receive the assets, is subject to conditions which will, or may, be fulfilled at a later time;
  - (ii) the fees, shares or other assets are to be, or may be, paid or delivered to the director at a later time or the director elects, agrees or is required to receive the cash equivalent of the shares or other assets as determined by reference to their value at such later time;
  - (iii) the company has not paid for the relevant shares or other assets at the time the director first becomes, or becomes provisionally, entitled to them, and their value subsequently changes.
- (C) Unless an ordinary resolution is passed saying otherwise, the fees will be divided between some or all of the directors in the way that they decide. If they fail to decide, the fees will be shared equally by the directors, except that any director holding office as a director for only part of the period covered by the fee is only entitled to a pro rata share covering that part period.

**92. Additional Remuneration**

The directors can award special pay to any director who:

- (i) holds any executive post;
- (ii) acts as chairman;
- (iii) acts as senior independent director;
- (iv) acts as a scientific/medical expert on the board;
- (v) is chairman of, or serves on, any committee of the directors; or
- (vi) performs any other services which the directors consider to extend beyond the ordinary duties of a director.

Special pay can take the form of salary, commission or other benefits or can be paid in some other way. This is decided on by the directors.

**93. Expenses**

- (A) Each director may be paid his reasonable travelling, hotel and incidental expenses of attending and returning from meetings of the board or committees of the board or general meetings of the company or any other meeting which as a director he is entitled to attend and shall be paid all other costs and expenses properly and reasonably incurred by him in the conduct of the company's business or in the discharge of his duties as a director. The company may also fund a director's or former director's expenditure for the purposes permitted under the Companies Acts and may do anything to enable a director or former director of the company to avoid incurring such expenditure as provided in the Companies Acts.
- (B) The directors can award extra pay to any director who, at the request of the directors, performs special services or goes or lives abroad for any purposes of the company.

**94. Pensions and Gratuities for Directors**

The board or any committee authorised by the board may exercise all the powers of the company to provide benefits, either by the payment of gratuities or pensions or by insurance or in any other manner whether similar to the foregoing or not, for any director or former director or the relations, or dependants of, or persons connected to, any director or former director, provided that no benefits (except such as may be provided for by any other article) may be granted to or in respect of a director or former director who has not been employed by, or held an executive office or place of profit under, the company or any body corporate which is or has been its subsidiary undertaking or any predecessor in business of the company or any such body corporate without the approval of an ordinary resolution of the company. No director or former director shall be accountable to the company or the members for any benefit provided pursuant to this article and the receipt of any such benefit shall not disqualify any person from being or becoming a director of the company.

**Directors' Interests**

**95. Conflicts of interest requiring board authorisation**

- (A) The board may, subject to the quorum and voting requirements set out in this article, authorise any matter which would otherwise involve a director breaching his duty under the Companies Acts to avoid conflicts of interest ("**Conflict**").
- (B) A director seeking authorisation in respect of a Conflict shall declare to the board the nature and extent of his interest in a Conflict as soon as is reasonably practicable. The director shall provide the board with such details of the relevant matter as are necessary for the board to decide how to address the Conflict together with such additional information as may be requested by the board.
- (C) Any director (including the relevant director) may propose that the relevant director be authorised in relation to any matter the subject of a Conflict. Such proposal and any authority given by the board shall be effected in the same way that any other matter may be proposed to and resolved upon by the board under the provisions of these articles save that:
  - (i) the relevant director and any other director with a similar interest shall not count towards the quorum nor vote on any resolution giving such authority; and
  - (ii) the relevant director and any other director with a similar interest may, if the other members of the board so decide, be excluded from any board meeting while the Conflict is under consideration.
- (D) Where the board gives authority in relation to a Conflict, or where any of the situations described in Article 96(B) apply in relation to a director ("**Relevant Situation**"):

- (i) the board may (whether at the relevant time or subsequently) (a) require that the relevant director is excluded from the receipt of information, the participation in discussion and/or the making of decisions (whether at meetings of the board or otherwise) related to the Conflict or Relevant Situation; and (b) impose upon the relevant director such other terms for the purpose of dealing with the Conflict or Relevant Situation as it may determine;
- (ii) the relevant director will be obliged to conduct himself in accordance with any terms imposed by the board in relation to the Conflict or Relevant Situation;
- (iii) the board may provide that where the relevant director obtains (otherwise than through his position as a director of the company) information that is confidential to a third party, the director will not be obliged to disclose that information to the company, or to use or apply the information in relation to the company's affairs, where to do so would amount to a breach of that confidence;
- (iv) the terms of the authority shall be recorded in writing (but the authority shall be effective whether or not the terms are so recorded); and
- (v) the board may revoke or vary such authority at any time but this will not affect anything done by the relevant director prior to such revocation in accordance with the terms of such authority.

**96. Other conflicts of interest**

- (A) If a director is in any way directly or indirectly interested in a proposed contract with the company or a contract that has been entered into by the company, he must declare the nature and extent of that interest to the directors in accordance with the Companies Acts.
- (B) Provided he has declared his interest in accordance with paragraph (A), a director may:
  - (i) be party to, or otherwise interested in, any contract with the company or in which the company has a direct or indirect interest;
  - (ii) hold any other office or place of profit with the company (except that of auditor) in conjunction with his office of director for such period and upon such terms, including as to remuneration, as the board may decide;
  - (iii) act by himself or through a firm with which he is associated in a professional capacity for the company or any other company in which the company may be interested (otherwise than as auditor);
  - (iv) be or become a director or other officer of, or employed by or otherwise be interested in any holding company or subsidiary company of the company or any other company in which the company may be interested; and
  - (v) be or become a director of any other company in which the company does not have an interest and which cannot reasonably be regarded as giving rise to a conflict of interest at the time of his appointment as a director of that other company.

**97. Benefits**

A director shall not, by reason of his office or of the fiduciary relationship thereby established, be liable to account to the company or the members for any remuneration, profit or other benefit realised by reason of his having any type of interest authorised under Article 95(A) or permitted under Article 96(B) and no contract shall be liable to be avoided on the grounds of a director having any type of interest authorised under Article 95(A) or permitted under Article 96(B).

**98. Quorum and voting requirements**

- (A) A director shall not vote on or be counted in the quorum in relation to any resolution of the board concerning his own appointment, or the settlement or variation of the terms or the termination of his own appointment, as the holder of any office or place of profit with the company or any other company in which the company is interested.
- (B) Where proposals are under consideration concerning the appointment, or the settlement or variation of the terms or the termination of the appointment, of two or more directors to offices or places of profit with the company or any other company in which the company is interested, a separate resolution may be put in relation to each director and in that case each of the directors concerned shall be entitled to vote and be counted in the quorum in respect of each resolution unless it concerns his own appointment or the settlement or variation of the terms or the termination of his own appointment or the appointment of another director to an office or place of profit with a company in which the company is interested and the director seeking to vote or be counted in the quorum has a Relevant Interest in it.
- (C) A director shall not vote on, or be counted in the quorum in relation to, any resolution of the board in respect of any contract in which he has an interest and, if he shall do so, his vote shall not be counted, but this prohibition shall not apply to any resolution where that interest cannot reasonably be regarded as likely to give rise to a conflict of interest or where that interest arises only from one or more of the following matters:
  - (i) the giving to him of any guarantee, indemnity or security in respect of money lent or obligations undertaken by him or by any other person at the request of or for the benefit of the company or any of its subsidiary undertakings;
  - (ii) the giving to a third party of any guarantee, indemnity or security in respect of a debt or obligation of the company or any of its subsidiary undertakings for which he himself has assumed responsibility in whole or in part under a guarantee or indemnity or by the giving of security;

- (iii) the giving to him of any other indemnity where all other directors are also being offered indemnities on substantially the same terms;
  - (iv) the funding by the company of his expenditure on defending proceedings or the doing by the company of anything to enable him to avoid incurring such expenditure where all other directors are being offered substantially the same arrangements;
  - (v) where the company or any of its subsidiary undertakings is offering securities in which offer the director is or may be entitled to participate as a holder of securities or in the underwriting or sub-underwriting of which the director is to participate;
  - (vi) any contract in which he is interested by virtue of his interest in shares or debentures or other securities of the company or by reason of any other interest in or through the company;
  - (vii) any contract concerning any other company (not being a company in which the director has a Relevant Interest) in which he is interested directly or indirectly whether as an officer, shareholder, creditor or otherwise howsoever;
  - (viii) any contract concerning the adoption, modification or operation of a pension fund, superannuation or similar scheme or retirement, death or disability benefits scheme or employees' share scheme which relates both to directors and employees of the company or of any of its subsidiary undertakings and does not provide in respect of any director as such any privilege or advantage not accorded to the employees to which the fund or scheme relates;
  - (ix) any contract for the benefit of employees of the company or of any of its subsidiary undertakings under which he benefits in a similar manner to the employees and which does not accord to any director as such any privilege or advantage not accorded to the employees to whom the contract relates; and
  - (x) any contract for the purchase or maintenance of insurance against any liability for, or for the benefit of, any director or directors or for, or for the benefit of, persons who include directors.
- (D) A company shall be deemed to be one in which a director has a Relevant Interest if and so long as (but only if and so long as) he is to his knowledge (either directly or indirectly) the holder of or beneficially interested in one per cent. or more of any class of the equity share capital of that company (calculated exclusive of any shares of that class in that company held as treasury shares) or of the voting rights available to members of that company. In relation to an alternate director, an interest of his appointor shall be treated as an interest of the alternate director without prejudice to any interest which the alternate director has otherwise.

- (E) Where a company in which a director has a Relevant Interest is interested in a contract, he also shall be deemed interested in that contract.
- (F) If any question shall arise at any meeting of the board as to the interest of a director (other than the chairman of the meeting) in a contract and whether it is likely to give rise to a conflict of interest or as to the entitlement of any director (other than the chairman of the meeting) to vote or be counted in the quorum and the question is not resolved by his voluntarily agreeing to abstain from voting or not to be counted in the quorum, the question shall be referred to the chairman of the meeting and his ruling in relation to the director concerned shall be conclusive except in a case where the nature or extent of the director's interest (so far as it is known to him) has not been fairly disclosed to the board. If any question shall arise in respect of the chairman of the meeting, the question shall be decided by a resolution of the board (for which purpose the chairman of the meeting shall be counted in the quorum but shall not vote on the matter) and the resolution shall be conclusive except in a case where the nature or extent of the interest of the chairman of the meeting (so far as it is known to him) has not been fairly disclosed to the board.
- (G) Subject to these articles, the board may also cause any voting power conferred by the shares in any other company held or owned by the company or any power of appointment to be exercised in such manner in all respects as it thinks fit, including the exercise of the voting power or power of appointment in favour of the appointment of the directors or any of them as directors or officers of the other company, or in favour of the payment of remuneration to the directors or officers of the other company. Subject to these articles, a director may also vote on and be counted in the quorum in relation to any of such matters.

## **99. General**

- (A) References in Articles 95 to 98 to:
  - (i) a contract include references to any proposed contract and to any transaction or arrangement or proposed transaction or arrangement whether or not constituting a contract; and
  - (ii) a conflict of interest include a conflict of interest and duty and a conflict of duties.
- (B) The company may by ordinary resolution suspend or relax the provisions of Articles 95 to 98 to any extent or ratify any contract not properly authorised by reason of a contravention of any of the provisions of Articles 95 to 98.

### **Powers and Duties of the Board**

## **100. General Powers of Company Vested in Board**

Subject to these articles and to any directions given by the company in general meeting by special resolution, the business of the company shall be managed by the board which may exercise all the powers of the company whether relating to the management of the business of the company or not.

No alteration of these articles and no special resolution shall invalidate any prior act of the board which would have been valid if that alteration had not been made or that resolution had not been passed. The powers given by this article shall not be limited by any special power given to the board by any other article.

#### **101. Borrowing Powers**

Subject to the provisions of the Companies Acts, the directors may exercise all the powers of the company:

- (i) to borrow money;
- (ii) to mortgage or charge all or any of the company's undertaking, property (present and future) and uncalled capital;
- (iii) to issue debentures and other securities; and
- (iv) to give security either outright or as collateral security for any debt, liability or obligation of the company or of any third party.

#### **102. Agents**

- (A) The board can appoint anyone as the company's attorney by granting a power of attorney or by authorising them in some other way. Attorneys can either be appointed directly by the board or the board can give someone else the power to select attorneys. The board or the persons who are authorised by it to select attorneys can decide on the purposes, powers, authorities and discretions of attorneys. But they cannot give an attorney any power, authority or discretion which the board does not have under these articles.
- (B) The board can decide how long a power of attorney will last for and attach any conditions to it. The power of attorney can include any provisions which the board decides on for the protection and convenience of anybody dealing with the attorney. The power of attorney can allow the attorney to grant any or all of his power, authority or discretion to any other person.
- (C) The board can:
  - (i) delegate any of its authority, powers or discretions to any manager or agent of the company;
  - (ii) allow managers or agents to delegate to another person;
  - (iii) remove any people it has appointed in any of these ways; and
  - (iv) cancel or change anything that it has delegated, although this will not affect anybody who acts in good faith who has not had any notice of any cancellation or change.



- (D) Any appointment or delegation by the board which is referred to in this article can be on any conditions decided on by the board.
- (E) The ability of the board to delegate under this article applies to all its powers and is not limited because certain articles refer to powers being exercised by the board or by a committee authorised by the board while other articles do not.

#### **103. Delegation to Individual Directors**

The board may entrust to and confer upon any director any of its powers, authorities and discretions (with power to sub-delegate) upon such terms and conditions and with such restrictions as it thinks fit, and either collaterally with, or to the exclusion of, its own powers, authorities and discretions and may from time to time revoke or vary all or any of them but no person dealing in good faith and without notice of the revocation or variation shall be affected by it. The power to delegate contained in this article shall be effective in relation to the powers, authorities and discretions of the board generally and shall not be limited by the fact that in certain articles, but not in others, express reference is made to particular powers, authorities or discretions being exercised by the board or by a committee authorised by the board.

#### **104. Registers**

The company may keep an overseas or local or other register in any place and the board may make and vary such regulations as it may think fit respecting the keeping of the register.

#### **105. Provision for Employees**

The board may exercise any power conferred by the Companies Acts to make provision for the benefit of persons employed or formerly employed by the company or any of its subsidiaries in connection with the cessation or the transfer to any person of the whole or part of the undertaking of the company or that subsidiary.

### **Proceedings of the Board**

#### **106. Board Meetings**

The board may meet for the despatch of business, adjourn and otherwise regulate its meetings as it thinks fit. A director at any time may, and the secretary on the requisition of a director at any time shall, summon a board meeting.

#### **107. Notice of Board Meetings**

Notice of a board meeting shall be deemed to be properly given to a director if it is given to him personally or by word of mouth or sent in writing to him at his last known address or any other address given by him to the company for this purpose. A director may waive his entitlement to notice of any meeting either prospectively or retrospectively and any retrospective waiver shall not affect the validity of the meeting or of any business conducted at the meeting.

**108. Quorum**

The quorum necessary for the transaction of the business of the board may be fixed by the board and, unless so fixed at any other number, shall be two. Subject to the provisions of these articles, any director who ceases to be a director at a board meeting may continue to be present and to act as a director and be counted in the quorum until the termination of the board meeting if no other director objects and if otherwise a quorum of directors would not be present.

**109. Directors below Minimum through Vacancies**

The continuing directors or a sole continuing director may act notwithstanding any vacancy in their number but, if and so long as the number of directors is reduced below the minimum number fixed by or in accordance with these articles or is below the number fixed by or in accordance with these articles as the quorum or there is only one continuing director, the continuing directors or director may act for the purpose of filling vacancies or of summoning general meetings of the company but not for any other purpose. If there are no directors or director able or willing to act, then any two members (excluding any member holding shares as treasury shares) may summon a general meeting for the purpose of appointing directors.

**110. Appointment of Chairman**

The board may appoint a director to be the chairman or a deputy chairman of the board, and may at any time remove him from that office. The chairman of the board or failing him a deputy chairman shall act as chairman at every meeting of the board. If more than one deputy chairman is present they shall agree amongst themselves who is to take the chair or, if they cannot agree, the deputy chairman who has been in office as a director longest shall take the chair. But if no chairman of the board or deputy chairman is appointed, or if at any meeting neither the chairman nor any deputy chairman is present within five minutes after the time appointed for holding the meeting, the directors present may choose one of their number to be chairman of the meeting. References in these articles to a deputy chairman include, if no one has been appointed to that title, a person appointed to a position with another title which the board designates as equivalent to the position of deputy chairman.

**111. Competence of Meetings**

A meeting of the board at which a quorum is present shall be competent to exercise all the powers, authorities and discretions vested in or exercisable by the board.

**112. Voting**

Questions arising at any meeting shall be determined by a majority of votes. In the case of an equality of votes the chairman of the meeting shall have a second or casting vote.

**113. Delegation to Committees**

- (A) The board may delegate any of its powers, authorities and discretions (with power to sub-delegate) to any committee, consisting of such person or persons (whether a member or members of its body or not) as it thinks fit, provided that the majority of persons on any committee or sub-committee must be directors. References in these articles to committees include sub-committees permitted under this article.
- (B) Any committee so formed shall, in the exercise of the powers, authorities and discretions so delegated, conform to any regulations which may be imposed on it by the board. The meetings and proceedings of any committee consisting of two or more members shall be governed by the provisions contained in these articles for regulating the meetings and proceedings of the board so far as the same are applicable and are not superseded by any regulations imposed by the board.
- (C) The power to delegate contained in this article shall be effective in relation to the powers, authorities and discretions of the board generally and shall not be limited by the fact that in certain articles, but not in others, express reference is made to particular powers, authorities or discretions being exercised by the board or by a committee authorised by the board.

**114. Participation in Meetings**

All or any of the members of the board may participate in a meeting of the board by means of a conference telephone or any communication equipment which allows all persons participating in the meeting to speak to and hear each other or by a series of telephone calls from the chairman of the meeting. A person so participating shall be deemed to be present in person at the meeting and shall be entitled to vote and be counted in a quorum accordingly. Any such meeting will be treated as taking place where the chairman is located.

**115. Resolution in Writing**

A resolution in writing signed by all the directors who are at the relevant time entitled to receive notice of a meeting of the board and who would be entitled to vote on the resolution at a meeting of the board (if that number is sufficient to constitute a quorum) shall be as valid and effectual as a resolution passed at a meeting of the board properly called and constituted. The resolution may be contained in one document or in several documents in like form each signed by one or more of the directors concerned.

**116. Validity of Acts of Board or Committee**

All acts done by the board or by any committee or by any person acting as a director or member of a committee shall, notwithstanding that it is afterwards discovered that there was some defect in the appointment of any member of the board or committee or person so acting or that they or any of them were disqualified from holding office or had vacated office or were not entitled to vote, be as valid as if each such member or person had been properly appointed and was qualified and had continued to be a director or member of the committee and had been entitled to vote.

## Seals

### 117. Use of Seals

The board shall provide for the custody of every seal of the company. A seal shall only be used by the authority of the board or of a committee of the board authorised by the board in that behalf. Subject as otherwise provided in these articles, and to any resolution of the board or committee of the board dispensing with the requirement for any counter-signature on any occasion, any instrument to which the common seal is applied shall be signed by at least one director and the secretary, or by at least two directors or by one director in the presence of a witness who attests the signature or by such other person or persons as the board may approve. Any instrument to which an official seal is applied need not, unless the board otherwise decides or the law otherwise requires, be signed by any person.

## Dividends and Other Payments

### 118. Declaration of Dividends by Company

The company may by ordinary resolution from time to time declare dividends in accordance with the respective rights of the members, but no dividend shall exceed the amount recommended by the board.

### 119. Payment of Interim and Fixed Dividends by Board

The board may pay such interim dividends as appear to the board to be justified by the financial position of the company and may also pay any dividend payable at a fixed rate at intervals settled by the board whenever the financial position of the company, in the opinion of the board, justifies its payment. If the board acts in good faith, it shall not incur any liability to the holders of any shares for any loss they may suffer in consequence of the payment of an interim or fixed dividend on any other class of shares ranking *pari passu* with or after those shares.

### 120. Calculation and Currency of Dividends

- (A) Except in so far as the rights attaching to, or the terms of issue of, any share otherwise provide:
- (i) all dividends shall be declared and paid according to the amounts paid up on the share in respect of which the dividend is paid, but no amount paid up on a share in advance of calls shall be treated for the purposes of this article as paid up on the share;
  - (ii) all dividends shall be apportioned and paid *pro rata* according to the amounts paid up on the share during any portion or portions of the period in respect of which the dividend is paid; and
  - (iii) dividends may be declared or paid in any currency.
- (B) The board may decide the basis of conversion for any currency conversions that may be required and how any costs involved are to be met.
- (C) The board may also decide that a particular Approved Depositary should be able to receive dividends in a currency other than the currency in which it is declared and may make arrangements accordingly. In particular, if an Approved Depositary has chosen or agreed to receive dividends in another currency, the directors may make arrangements with that Approved Depositary for payment to be made to them for value on the date on which the relevant dividend is paid, or a later date decided on by the directors.

**121. Amounts Due on Shares may be Deducted from Dividends**

The board may deduct from any dividend or other moneys payable to a member by the company on or in respect of any shares all sums of money (if any) presently payable by him to the company on account of calls or otherwise in respect of shares of the company. Sums so deducted can be used to pay amounts owing to the company in respect of the shares.

**122. No Interest on Dividends**

Subject to the rights attaching to, or the terms of issue of, any shares, no dividend or other moneys payable by the company on or in respect of any share shall bear interest against the company.

**123. Payment Procedure**

Any dividend or other sum payable in cash by the company in respect of a share may be paid by cheque, warrant or similar financial instrument sent by post addressed to the holder at his registered address or, in the case of joint holders, addressed to the holder whose name stands first in the register in respect of the shares at his address as appearing in the register or addressed to such person and at such address as the holder or joint holders may in writing direct. Every cheque, warrant or similar financial instrument shall, unless the holder or joint holders otherwise direct, be made payable to the holder or, in the case of joint holders, to the holder whose name stands first on the register in respect of the shares, and shall be sent at his or their risk and payment of the cheque, warrant or similar financial instrument by the financial institution on which it is drawn shall constitute a good discharge to the company. In addition, any such dividend or other sum may be paid by any bank or other funds transfer system or such other means including, in respect of uncertificated shares, by means of the facilities and requirements of a relevant system and to or through such person as the holder or joint holders may in writing direct and the company may agree, and the making of such payment shall be a good discharge to the company and the company shall have no responsibility for any sums lost or delayed in the course of payment by any such system or other means or where it has acted on any such directions and accordingly, payment by any such system or other means shall constitute a good discharge to the company. Any one of two or more joint holders may give effectual receipts for any dividends or other moneys payable or property distributable on or in respect of the shares held by them. Where a person is entitled by transmission to a share, any dividend or other sum payable by the company in respect of the share may be paid as if he were a holder of the share and his address noted in the register were his registered address and where two or more persons are so entitled, any one of them may give effectual receipts for any dividends or other moneys payable or property distributable on or in respect of the shares.

**124. Uncashed Dividends**

The company may cease to send any cheque, warrant or similar financial instrument through the post or to employ any other means of payment, including payment by means of a relevant system, for any dividend payable on any shares in the company which is normally paid in that manner on those shares if in respect of at least two consecutive dividends payable on those shares the cheques, warrants or similar financial instruments have been returned undelivered or remain uncashed during or at the end of the period for which the same are valid or that means of payment has failed. In addition, the company may cease to send any cheque, warrant or similar financial instrument through the post or may cease to employ any other means of payment if, in respect of one dividend payable on those shares, the cheque, warrant or similar financial instrument has been returned undelivered or remains uncashed during or at the end of the period for which the same is valid or that means of payment has failed and reasonable enquiries have failed to establish any new postal address or account of the holder. Subject to the provisions of these articles, the company must recommence sending cheques, warrants or similar financial instruments or employing such other means in respect of dividends payable on those shares if the holder or person entitled by transmission requests such recommencement in writing.

**125. Forfeiture of Unclaimed Dividends**

All dividends or other sums payable on or in respect of any shares which remain unclaimed may be invested or otherwise made use of by the board for the benefit of the company until claimed. Any dividend or other sum unclaimed after a period of 12 years from the date when it was declared or became due for payment shall be forfeited and shall revert to the company unless the board decides otherwise and the payment by the board of any unclaimed dividend or other sum payable on or in respect of a share into a separate account shall not constitute the company a trustee in respect of it.

**126. Dividends Not in Cash**

Any general meeting declaring a dividend may, upon the recommendation of the board, by ordinary resolution direct, and the board may in relation to any interim dividend direct, that it shall be satisfied wholly or partly by the distribution of assets, and in particular of paid up shares or debentures of any other company, and where any difficulty arises in regard to the distribution the board may settle it as it thinks expedient, and in particular may authorise any person to sell and transfer any fractions or may ignore fractions altogether, and may fix the value for distribution purposes of any assets or any part thereof to be distributed and may determine that cash shall be paid to any members upon the footing of the value so fixed in order to secure equality of distribution and may vest any assets to be distributed in trustees as may seem expedient to the board.

**127. Scrip Dividends and Dividend Plans Generally**

The board may, if authorised by an ordinary resolution of the company, offer any holders of ordinary shares (excluding any member holding shares as treasury shares) the right to elect to receive ordinary shares, credited as fully paid, instead of cash in respect of the whole (or some part, to be determined by the board) of any dividend specified by the ordinary resolution. The following provisions shall apply:

- (i) an ordinary resolution may specify some or all of a particular dividend (whether or not already declared) or may specify some or all of any dividends declared or paid within a specified period, but such period may not end later than the fifth anniversary of the date of the meeting at which the ordinary resolution is passed;

- (ii) the entitlement of each holder of ordinary shares to new ordinary shares shall be such that the relevant value of the entitlement shall be as nearly as possible equal to (but not greater than) the cash amount (disregarding any tax credit) of the dividend that such holder elects to forgo. For this purpose “**relevant value**” shall be calculated by reference to the average of the middle market quotations for the company’s ordinary shares on the London Stock Exchange as derived from the Daily Official List (or any other publication of a recognised investment exchange showing quotations for the company’s ordinary shares) on such five consecutive dealing days as the board shall determine provided that the first of such days shall be on or after the day on which the ordinary shares are first quoted “ex” the relevant dividend or in such other manner as may be determined by or in accordance with the ordinary resolution. A certificate or report by the auditors as to the amount of the relevant value in respect of any dividend shall be conclusive evidence of that amount and in giving such a certificate or report the auditors may rely on advice or information from brokers or other sources of information as they think fit;
- (iii) no fraction of any ordinary share shall be allotted. The board may make such provisions as it thinks fit for any fractional entitlements including provisions whereby, in whole or in part, the benefit thereof accrues to the company and/or under which fractional entitlements are accrued and/or retained without interest and in each case accumulated on behalf of any holder of ordinary shares and such accruals or retentions are applied to the allotment by way of bonus to or cash subscription on behalf of such holder of fully paid ordinary shares and/or provisions whereby cash payments may be made to such holders in respect of their fractional entitlements;
- (iv) the board, if it intends to offer an election in respect of any dividend, shall give notice to the holders of ordinary shares of the right of election offered to them, and specify the procedure to be followed which, for the avoidance of doubt, may include an election by means of a relevant system and the place at which, and the latest time by which, elections must be lodged in order for elections to be effective; no such notice need be given to holders of ordinary shares who have previously given election mandates in accordance with this article and whose mandates have not been revoked; the accidental omission to give notice of any right of election to, or the non receipt (even if the company becomes aware of such non-receipt) of any such notice by, any holder of ordinary shares entitled to the same shall neither invalidate any offer of an election nor give rise to any claim, suit or action;
- (v) the board shall not proceed with any election unless the company has sufficient reserves or funds that may be capitalised, and the board has authority to allot sufficient shares, to give effect to it after the basis of allotment is determined;

- (vi) the board may exclude or restrict from any offer any shareholder who is an Approved Depositary or a nominee for an Approved Depositary if the offer or exercise of the right to or by the persons on whose behalf the Approved Depositary holds the shares would suffer legal or practical problems of the kind mentioned in Article 127(vii). If other shareholders (other than those excluded under Article 127(vii)) have the right to opt for new shares, the directors must be satisfied that an appropriate dividend reinvestment plan or similar arrangement is available to a substantial majority of the people on whose behalf the Approved Depositary holds shares or that such arrangement will be available promptly and the first sentence of this Article 127(vi) does not apply until the directors are satisfied of this;
- (vii) the board may exclude from any offer or make other arrangement in relation to any holders of ordinary shares where the board believes that such exclusion or arrangement is necessary or expedient in relation to legal or practical problems under the laws of, or the requirements of any recognised regulatory body or any stock exchange in, any territory, or the board believes that for any other reason the offer should not be made to them;
- (viii) the dividend (or that part of the dividend in respect of which a right of election has been offered) shall not be payable on ordinary shares in respect of which an election has been made (for the purposes of this article “**the elected ordinary shares**”) and instead additional ordinary shares shall be allotted to the holders of the elected ordinary shares on the basis of allotment calculated as stated. For such purpose the board shall capitalise, out of any amount standing to the credit of any reserve or fund (including the retained earnings) at the relevant time whether or not the same is available for distribution as the board may determine, a sum equal to the aggregate nominal amount of the additional ordinary shares to be allotted on that basis and apply it in paying up in full the appropriate number of ordinary shares for allotment and distribution to the holders of the elected ordinary shares on that basis. The board may do all acts and things considered necessary or expedient to give effect to any such capitalisation;
- (ix) the additional ordinary shares when allotted shall rank pari passu in all respects with the fully-paid ordinary shares then in issue except that they will not be entitled to participation in the relevant dividend;
- (x) unless the board otherwise determines, or unless the uncertificated securities rules otherwise require, the new ordinary share or shares which a member has elected to receive instead of cash in respect of the whole (or some part) of the specified dividend declared or paid in respect of his elected ordinary shares shall be in uncertificated form (in respect of the member’s elected ordinary shares which were in uncertificated form on the date of the member’s election) and in certificated form (in respect of the member’s elected ordinary shares which were in certificated form on the date of the member’s election);
- (xi) the board may also from time to time establish or vary a procedure for election mandates, which, for the avoidance of doubt, may include an election by means of a relevant system, under which a holder of ordinary shares may elect in respect of future rights of election offered to that holder under this article until the election mandate is revoked or deemed to be revoked in accordance with the procedure;



- (xii) the board may decide how any costs relating to making new shares available in place of a cash dividend will be met, including deciding to deduct an amount from the entitlement of a shareholder under this article; and
- (xiii) at any time before new ordinary shares are allotted instead of cash in respect of any part of a dividend, the board may determine that such new ordinary shares will not be allotted. Any such determination may be made before or after any election has been made by holders of ordinary shares in respect of the relevant dividend.

### **Capitalisation of Reserves**

#### **128. Power to Capitalise Reserves and Funds**

The company may, upon the recommendation of the board, at any time and from time to time pass an ordinary resolution to the effect that it is desirable to capitalise all or any part of any amount standing to the credit of any reserve or fund (including retained earnings) at the relevant time whether or not the same is available for distribution and accordingly that the amount to be capitalised be set free for distribution among the members or any class of members who would be entitled to it if it were distributed by way of dividend and in the same proportions, on the footing that it is applied either in or towards paying up the amounts unpaid at the relevant time on any shares in the company held by those members respectively or in paying up in full shares, debentures or other obligations of the company to be allotted and distributed credited as fully paid up among those members, or partly in one way and partly in the other, but so that, for the purposes of this article: (i) a share premium account and a capital redemption reserve, and any reserve or fund representing unrealised profits, may be applied only in paying up in full shares of the company that are to be allotted and distributed as fully paid up; and (ii) where the amount capitalised is applied in paying up in full shares that are to be allotted and distributed as fully paid up, the company will also be entitled to participate in the relevant distribution in relation to any shares of the relevant class held by it as treasury shares and the proportionate entitlement of the relevant class of members to the distribution will be calculated accordingly. The board may authorise any person to enter into an agreement with the company on behalf of the persons entitled to participate in the distribution and the agreement shall be binding on those persons.

#### **129. Settlement of Difficulties in Distribution**

Where any difficulty arises in regard to any distribution of any capitalised reserve or fund the board may settle the matter as it thinks expedient and in particular may authorise any person to sell and transfer any fractions or may resolve that the distribution should be as nearly as may be practicable in the correct proportion but not exactly so or may ignore fractions altogether, and may determine that cash payments shall be made to any members in order to adjust the rights of all parties, as may seem expedient to the board.

## **Record Dates**

### **130. Power to Choose Any Record Date**

Notwithstanding any other provision of these articles, the company or the board may fix any date as the record date for any dividend, distribution, allotment or issue and such record date may be on or at any time before or after any date on which the dividend, distribution, allotment or issue is declared, paid or made. The power to fix any such record date shall include the power to fix a time on the chosen date.

## **Records and Summary Financial Statements**

### **131. Inspection of Records**

No member in his capacity as such shall have any right of inspecting any accounting record or book or document of the company except as conferred by law, ordered by a court of competent jurisdiction or authorised by the board or by ordinary resolution of the company.

### **132. Summary Financial Statements**

The company may send or supply summary financial statements to members of the company instead of copies of its full accounts and reports.

## **Service of Notices, Documents and Other Information**

### **133. Method of Service**

- (A) Any notice, document (including a share certificate) or other information may be served on or sent or supplied to any member by the company:
- (i) personally;
  - (ii) by sending it through the post addressed to the member at his registered address or by leaving it at that address addressed to the member;
  - (iii) by means of a relevant system;
  - (iv) where appropriate, by sending or supplying it in electronic form to an address notified by the member to the company for that purpose;
  - (v) where appropriate, by making it available on a website and notifying the member of its availability in accordance with this article; or
  - (vi) by any other means authorised in writing by the member.

In the case of joint holders of a share, service, sending or supply of any notice, document or other information on or to one of the joint holders shall for all purposes be deemed a sufficient service on or sending or supplying to all the joint holders.

- (B) In the case of joint holders of a share, anything to be agreed or specified in relation to any notice, document or other information to be served on or sent or supplied to them may be agreed or specified by any one of the joint holders and the agreement or specification of the senior shall be accepted to the exclusion of that of the other joint holders and, for this purpose, seniority shall be determined by the order in which the names stand in the register in respect of the joint holding.

- (C) If any member, including any joint holder, who is without a United Kingdom or United States postal address provides the company with such postal address is entitled to have notice or documents served or supplied to him at that address. If such a member fails to provide the company with a United Kingdom or United States postal address he may be ignored for the purposes of sufficient service or supply of any notice or documents.
- (D) If on three consecutive occasions any notice, document or other information served on or sent or supplied to a member has been returned undelivered, such member shall not thereafter be entitled to receive notices, documents or other information from the company until he shall have communicated with the company and supplied to the company (or its agent) a new registered address, or a postal address within the United Kingdom or the United States for the service of notices and the despatch or supply of documents and other information, or shall have informed the company of an address for the service of notices and the despatch or supply of documents and other information in electronic form. For these purposes, any notice, document or other information sent by post shall be treated as returned undelivered if the notice, document or other information is served, sent or supplied back to the company (or its agents) and a notice, document or other information served, sent or supplied in electronic form shall be treated as returned undelivered if the company (or its agents) receives notification that the notice, document or other information was not delivered to the address to which it was sent.
- (E) The company may at any time and in its sole discretion choose to serve, send or supply notices, documents or other information in hard copy form alone to some or all members.

**134. Record Date for Service**

Any notice, document or other information may be served, sent or supplied by the company by reference to the register as it stands at any time not more than 15 days before the date of service, sending or supply. No change in the register after that time shall invalidate that service, sending or supply. Where any notice, document or other information is served on or sent or supplied to any person in respect of a share in accordance with these articles, no person deriving any title or interest in that share shall be entitled to any further service, sending or supply of that notice, document or other information.

**135. Members Resident Abroad or on Branch Registers**

- (A) Any member whose registered address is not within the United Kingdom or the United States and who gives to the company a postal address within the United Kingdom or the United States at which notices, documents or other information may be served upon, or sent or supplied to, him shall be entitled to have notices, documents or other information served on or sent or supplied to him at that address or, where applicable, by making them available on a website and notifying the holder at that address.

Any member whose registered address is not within the United Kingdom or the United States and who gives to the company an address for the purposes of communications by electronic means may, subject to these articles, have notices, documents or other information served on or sent or supplied to him at that address or, where applicable, by making them available on a website and notifying the holder at that address. Otherwise, a member whose registered address is not within the United Kingdom or the United States shall not be entitled to receive any notice, document or other information from the company.

- (B) For a member registered on a branch register, notices, documents or other information can be posted or despatched in the United Kingdom, the United States or in the country where the branch register is kept.

### **136. Service of Notice on Person Entitled by Transmission**

A person who is entitled by transmission to a share, upon supplying the company with a postal address within the United Kingdom or the United States for the service of notices and the despatch or supply of documents and other information shall be entitled to have served upon or sent or supplied to him at such address any notice, document or other information to which he would have been entitled if he were the holder of that share or, where applicable, to be notified at that address of the availability of the notice, document or other information on a website. A person who is entitled by transmission to a share, upon supplying the company with an address for the purposes of communications by electronic means for the service of notices and the despatch or supply of documents and other information may have served on, sent or supplied to him at such address any notice, document or other information to which he would have been entitled if he were the holder of that share or, where applicable, may be notified at that address of the availability of the notice, document or other information on a website. In either case, such service, sending or supply shall for all purposes be deemed a sufficient service, sending or supply of such notice, document or other information on all persons interested (whether jointly with or as claimants through or under him) in the share. Otherwise, any notice, document or other information served on or sent or supplied to any member pursuant to these articles shall, notwithstanding that the member is then dead or bankrupt or that any other event giving rise to the transmission of the share by operation of law has occurred and whether or not the company has notice of the death, bankruptcy or other event, be deemed to have been properly served, sent or supplied in respect of any share registered in the name of that member as sole or joint holder.

### **137. Deemed Delivery**

- (A) Any notice, document or other information, if served, sent or supplied by the company by post, shall be deemed to have been received on the day following that on which it was posted if first class post was used or 48 hours after it was posted if first class post was not used and, in proving that a notice, document or other information was served, sent or supplied, it shall be sufficient to prove that the notice, document or other information was properly addressed, prepaid and put in the post.
- (B) Any notice, document or other information not served, sent or supplied by post but left by the company at a registered address or at an address (other than an address for the purposes of communications by electronic means) notified to the company in accordance with these articles by a person who is entitled by transmission to a share shall be deemed to have been received on the day it was so left.

- (C) Any notice, document or other information served, sent or supplied by the company by means of a relevant system shall be deemed to have been received when the company or any sponsoring system-participant acting on its behalf sends the issuer-instruction relating to the notice, document or other information.
- (D) Any notice, document or other information served, sent or supplied by the company using electronic means shall be deemed to have been received on the day on which it was sent notwithstanding that the company subsequently sends a hard copy of such notice, document or information by post. Any notice, document or other information made available on a website shall be deemed to have been received on the day on which the notice, document or other information was first made available on the website or, if later, when a notice of availability is received or deemed to have been received pursuant to this article. In proving that a notice, document or other information served, sent or supplied by electronic means was served, sent or supplied, it shall be sufficient to prove that it was properly addressed.
- (E) Any notice, document or other information served, sent or supplied by the company by any other means authorised in writing by the member concerned shall be deemed to have been received when the company has carried out the action it has been authorised to take for that purpose.

### **138. Notice When Post Not Available**

If there is a suspension or curtailment of postal services within the United Kingdom, the United States or some part of either the United Kingdom or the United States, the company need only give notice of a general meeting to those members with whom the company can communicate by electronic means and who have provided the company with an address for this purpose. The company shall also advertise the notice in at least one newspaper with a national circulation and make it available on its website from the date of such advertisement until the conclusion of the meeting or any adjournment thereof. If at least six clear days prior to the meeting the sending or supply of notices by post in hard copy form has again become generally possible, the company shall send or supply confirmatory copies of the notice by post to those members who would otherwise receive the notice in hard copy form.

## **Destruction of Documents**

### **139. Presumptions Where Documents Destroyed**

If the company destroys or deletes:

- (i) any share certificate which has been cancelled at any time after a period of one year has elapsed from the date of cancellation, or
- (ii) any instruction concerning the payment of dividends or other moneys in respect of any share or any notification of change of name or address at any time after a period of two years has elapsed from the date the instruction or notification was recorded by the company, or

- (iii) any instrument of transfer of shares or Operator-instruction for the transfer of shares which has been registered by the company at any time after a period of six years has elapsed from the date of registration, or
- (iv) any instrument of proxy which has been used for the purpose of a poll at any time after a period of one year has elapsed from the date of use, or
- (v) any instrument of proxy which has not been used for the purpose of a poll at any time after a period of one month has elapsed from the end of the meeting to which the instrument of proxy relates, or
- (vi) any other document on the basis of which any entry is made in the register at any time after a period of six years has elapsed from the date the entry was first made in the register in respect of it,

and the company destroys or deletes the document or instruction in good faith and without express notice that its preservation was relevant to a claim, it shall be presumed irrebuttably in favour of the company that every share certificate so destroyed was a valid certificate and was properly cancelled, that every instrument of transfer or Operator-instruction so destroyed or deleted was a valid and effective instrument of transfer or instruction and was properly registered and that every other document so destroyed was a valid and effective document and that any particulars of it which are recorded in the books or records of the company were correctly recorded. If the documents relate to uncertificated shares, the company must comply with any requirements of the uncertificated securities rules which limit its ability to destroy these documents. Nothing contained in this article shall be construed as imposing upon the company any liability which, but for this article, would not exist or by reason only of the destruction of any document of the kind mentioned above before the relevant period mentioned in this article has elapsed or of the fact that any other condition precedent to its destruction mentioned above has not been fulfilled. References in this article to the destruction of any document include references to its disposal in any manner.

## **Indemnity and Insurance**

### **140. Indemnity of Directors**

- (A) To the extent permitted by the Companies Acts, every director or former director or other officer of the company or of any associated company shall be indemnified by the company out of its own funds against all costs, charges, losses, expenses and liabilities incurred by him in performing his duties and/or in exercising his powers and/or in supposedly doing these things and/or otherwise in relation to or in connection with his duties, powers or office.
- (B) To the extent permitted by the Companies Acts, every director or former director or other officer of the company or of any associated company is exempted from any liability to the company where that liability would be covered by the indemnity in Article 140(A).

- (C) Without prejudice to Article 140(A), the company may purchase and maintain insurance against any liability for any persons who are or were at any time directors, officers or employees of the company or of any associated company or trustees of any pension fund or employee share scheme in which employees of any such company are interested.
- (D) No director or former director of the company or of any associated company shall be accountable to the company or the members for any benefit provided pursuant to this article and the receipt of any such benefit shall not disqualify the person from being or becoming a director of the company.
- (E) For the purposes of this article, no person appointed or employed by the company or an associated company as an auditor is an officer.

**Section 302 Certificate****Form of Certification Required by Rule 13a-14(a) or 15d-14(a) under the Securities Exchange Act of 1934**

I, Sir Andrew Witty, certify that:

1. I have reviewed this annual report on Form 20-F of GlaxoSmithKline plc;
2. Based on my knowledge, this report does not contain any untrue statement of a material fact or omit to state a material fact necessary to make the statements made, in light of the circumstances under which such statements were made, not misleading with respect to the period covered by this report;
3. Based on my knowledge, the financial statements, and other financial information included in this report, fairly present in all material respects the financial condition, results of operations and cash flows of the company as of, and for, the periods presented in this report;
4. The company's other certifying officer and I are responsible for establishing and maintaining disclosure controls and procedures (as defined in Exchange Act Rules 13a-15(e) and 15d-15(e)) and internal control over financial reporting (as defined in Exchange Act Rules 13a-15(f) and 15d-15(f)) for the company and have:
  - a) designed such disclosure controls and procedures, or caused such disclosure controls and procedures to be designed under our supervision, to ensure that material information relating to the company, including its consolidated subsidiaries, is made known to us by others within those entities, particularly during the period in which this report is being prepared;
  - b) designed such internal control over financial reporting, or caused such internal control over financial reporting to be designed under our supervision, to provide reasonable assurance regarding the reliability of financial reporting and the preparation of financial statements for external purposes in accordance with generally accepted accounting principles;
  - c) evaluated the effectiveness of the company's disclosure controls and procedures and presented in this report our conclusions about the effectiveness of the disclosure controls and procedures, as of the end of the period covered by this report based on such evaluation; and
  - d) disclosed in this report any change in the company's internal control over financial reporting that occurred during the period covered by the annual report that has materially affected, or is reasonably likely to materially affect, the company's internal control over financial reporting; and
5. The company's other certifying officer and I have disclosed, based on our most recent evaluation of internal control over financial reporting, to the company's auditors and the audit committee of the company's board of directors (or persons performing the equivalent functions):
  - a) all significant deficiencies and material weaknesses in the design or operation of internal control over financial reporting which are reasonably likely to adversely affect the company's ability to record, process, summarize and report financial information; and
  - b) any fraud, whether or not material, that involves management or other employees who have a significant role in the company's internal control over financial reporting.

Date: March 8, 2013

/s/ Sir Andrew Witty  
Sir Andrew Witty  
Chief Executive Officer



**Section 302 Certificate****Form of Certification Required by Rule 13a-14(a) or 15d-14(a) under the Securities Exchange Act of 1934**

I, Simon Dingemans, certify that:

1. I have reviewed this annual report on Form 20-F of GlaxoSmithKline plc;
2. Based on my knowledge, this report does not contain any untrue statement of a material fact or omit to state a material fact necessary to make the statements made, in light of the circumstances under which such statements were made, not misleading with respect to the period covered by this report;
3. Based on my knowledge, the financial statements, and other financial information included in this report, fairly present in all material respects the financial condition, results of operations and cash flows of the company as of, and for, the periods presented in this report;
4. The company's other certifying officer and I are responsible for establishing and maintaining disclosure controls and procedures (as defined in Exchange Act Rules 13a-15(e) and 15d-15(e)) and internal control over financial reporting (as defined in Exchange Act Rules 13a-15(f) and 15d-15(f)) for the company and have:
  - a) designed such disclosure controls and procedures, or caused such disclosure controls and procedures to be designed under our supervision, to ensure that material information relating to the company, including its consolidated subsidiaries, is made known to us by others within those entities, particularly during the period in which this report is being prepared;
  - b) designed such internal control over financial reporting, or caused such internal control over financial reporting to be designed under our supervision, to provide reasonable assurance regarding the reliability of financial reporting and the preparation of financial statements for external purposes in accordance with generally accepted accounting principles;
  - c) evaluated the effectiveness of the company's disclosure controls and procedures and presented in this report our conclusions about the effectiveness of the disclosure controls and procedures, as of the end of the period covered by this report based on such evaluation; and
  - d) disclosed in this report any change in the company's internal control over financial reporting that occurred during the period covered by the annual report that has materially affected, or is reasonably likely to materially affect, the company's internal control over financial reporting; and
5. The company's other certifying officer and I have disclosed, based on our most recent evaluation of internal control over financial reporting, to the company's auditors and the audit committee of the company's board of directors (or persons performing the equivalent functions):
  - a) all significant deficiencies and material weaknesses in the design or operation of internal control over financial reporting which are reasonably likely to adversely affect the company's ability to record, process, summarize and report financial information; and
  - b) any fraud, whether or not material, that involves management or other employees who have a significant role in the company's internal control over financial reporting.

Date: March 8, 2013

/s/ Simon Dingemans  
Mr Simon Dingemans  
Chief Financial Officer

**Section 906 Certificate**

**Certification Pursuant to Section 906 of the Sarbanes-Oxley Act of 2002 (Subsections (a) and (b) of Section 1350, Chapter 63 of Title 18, United States Code)**

Pursuant to Section 906 of the Sarbanes-Oxley Act of 2002 (subsections (a) and (b) of Section 1350, Chapter 63 of Title 18, United States Code), each of the undersigned officers of GlaxoSmithKline plc, a public limited company incorporated under English law (the "company"), does hereby certify, to such officer's knowledge, that:

The Annual Report on Form 20-F for the year ended December 31, 2012 (the "Form 20-F") of the company fully complies with the requirements of Section 13(a) or 15(d) of the Securities Exchange Act of 1934 and information contained in the Form 20-F fairly presents, in all material respects, the financial condition and results of operations of the company.

Date: March 8, 2013

/s/ Sir Andrew Witty  
Sir Andrew Witty  
Chief Executive Officer

Date: March 8, 2013

/s/ Simon Dingemans  
Mr Simon Dingemans  
Chief Financial Officer

CONSENT OF INDEPENDENT REGISTERED PUBLIC ACCOUNTING FIRM

We hereby consent to the incorporation by reference in the Registration Statement on Form F-3 (Nos. 333-172621, 333-172621-01 and 333-172621-02) of GlaxoSmithKline plc, GlaxoSmithKline Capital plc and GlaxoSmithKline Capital Inc., and in the Registration Statements on Form S-8 (Nos. 333-13022, 333-88966, 333-100388 and 333-162702) of GlaxoSmithKline plc of our report dated 8 March 2013, relating to the financial statements and the effectiveness of internal control over financial reporting of GlaxoSmithKline plc, which appears in this Annual Report on Form 20-F.

/s/ PricewaterhouseCoopers LLP

PricewaterhouseCoopers LLP  
London, England  
8 March 2013



Do more, feel better, live longer

Annual Report 2012



# Our mission

At GSK our mission is to improve the quality of human life by enabling people to do more, feel better and live longer.

## Front cover image



A child being seen by a doctor working for Brazil's unified health system, which provides 95% of scheduled vaccinations in the country. We have a long-standing relationship with the government-funded science institution, Oswaldo Cruz Foundation, to manufacture vaccines for public health priorities in Brazil. This began with our first alliance in the 1980s on polio vaccines and continues through to recent technology transfers for products like our pneumococcal vaccine. Brazil is one of a number of large emerging market countries in which we are present and more than a quarter of the Group's total revenues are now generated in these countries.

## Notice regarding limitations on Director Liability under English Law

Under the UK Companies Act 2006, a safe harbour limits the liability of Directors in respect of statements in and omissions from the Report of the Directors contained on pages 1-136 and 239-244 which includes a business review on pages 1 to 86. Under English law the Directors would be liable to the company, but not to any third party, if the Report of the Directors contains errors as a result of recklessness or knowing misstatement or dishonest concealment of a material fact, but would not otherwise be liable.

## Report of the Directors

Pages 1-136 and 239-244 inclusive comprise the Report of the Directors that has been drawn up and presented in accordance with and in reliance upon English company law and the liabilities of the Directors in connection with that report shall be subject to the limitations and restrictions provided by such law.

## Website

GlaxoSmithKline's website [www.gsk.com](http://www.gsk.com) gives additional information on the Group. Notwithstanding the references we make in this Annual Report to GlaxoSmithKline's website, none of the information made available on the website constitutes part of this Annual Report or shall be deemed to be incorporated by reference herein.

## Cautionary statement regarding forward-looking statements

The Group's reports filed with or furnished to the US Securities and Exchange Commission (SEC), including this document and written information released, or oral statements made, to the public in the future by or on behalf of the Group, may contain forward-looking statements. Forward-looking statements give the Group's current expectations or forecasts of future events. An investor can identify these statements by the fact that they do not relate strictly to historical or current facts. They use words such as 'anticipate', 'estimate', 'expect', 'intend', 'will', 'project', 'plan', 'believe' and other words and terms of similar meaning in connection with any discussion of future operating or financial performance. In particular, these include statements relating to future actions, prospective products or product approvals, future performance or results of current and anticipated products, sales efforts, expenses, the outcome of contingencies such as legal proceedings, and financial results. The Group undertakes no obligation to update any forward-looking statements, whether as a result of new information, future events or otherwise.

Forward-looking statements involve inherent risks and uncertainties. The Group cautions investors that a number of important factors, including those in this document, could cause actual results to differ materially from those contained in any forward-looking statement. Such factors include, but are not limited to, those discussed under 'Risk factors' on pages 78-86 of this Annual Report.

A number of adjusted measures are used to report the performance of our business. These measures are defined on page 56.

## Brand names

Brand names appearing in italics throughout this report are trademarks either owned by and/or licensed to GlaxoSmithKline or associated companies, with the exception of *Boniva/Bonviva*, a trademark of Roche, *NicoDerm*, a trademark of Johnson & Johnson, Merrell, Novartis, Sanofi or GlaxoSmithKline, *Potiga*, a trademark of Valeant, *Prolia* and *Xgeva* trademarks of Amgen, *Vesicare*, a trademark of Astellas Pharmaceuticals in many countries and of Yamanouchi Pharmaceuticals in certain countries, *Volibris*, a trademark of Gilead, *Xyzal*, a trademark of UCB or GlaxoSmithKline and *Zyrtec*, a trademark of UCB or GlaxoSmithKline all of which are used in certain countries under licence by the Group.



Overview

# GSK in 2012

As a global healthcare company, our commercial success depends on us creating innovative new medicines, vaccines and healthcare products and making these accessible to as many people who need them as possible.

2012 was characterised by a challenging global economic climate. Despite this, we have continued to make good progress in our strategy to grow our business in a sustainable way, deliver new medicines and healthcare products that are valued by those who use them, and simplify our operations.

All of this has allowed us to deliver significant returns to our shareholders.

▶ Read more at [www.gsk.com](http://www.gsk.com)

## Highlights

**£26.4bn** **£8.3bn** **£7.4bn**

Total Group turnover

Core\* operating profit

Total operating profit

**£6.3bn** **112.7p** **92.9p**

Returned to shareholders


Core\* earnings per share

Total earnings per share

**6**  
Key medicines submitted for regulatory approval


**1<sup>st</sup>**  
in Access to Medicines Index

\* The calculation of core results is described on page 56 and a reconciliation is provided on page 62.



<b>Strategic review</b>	
Chairman's statement	2
CEO's review	3
Strategic review	5
How we performed	6
What we do, Where we do it	8
Our market	12
How we deliver	16
Responsible business	49

2-54 Strategic review




<b>Financial review &amp; risk</b>	
Financial review	56
Financial position and resources	66
Financial review 2011	72
Risk factors	78

5-56 Financial review & risk




<b>Governance &amp; remuneration</b>	
Our Board	88
Our Corporate Executive Team	92
Chairman's letter	94
Board report to shareholders	95
Committee reports	103
Remuneration Committee Chairman's letter	109
Total remuneration for 2012	110
Pay for performance for 2012	111
Remuneration policy for 2013	113
Directors' emoluments and total remuneration	127
Directors and Senior Management	136

87-136 Governance & remuneration



<b>Financial statements</b>	
Directors' statement of responsibilities	138
Independent Auditors' report	139
Financial statements	140
Notes to the financial statements	144
Financial statements of GlaxoSmithKline plc prepared under UK GAAP	218

137-223 Financial statements



<b>Investor information</b>	
Product development pipeline	225
Products, competition and intellectual property	229
Quarterly trend	232
Five year record	236
Share capital and share price	239
Dividends	240
Annual General Meeting 2013	241
US law and regulation	242
Tax information for shareholders	243
Analysis of shareholdings	244
Shareholder services and contacts	245
Glossary of terms and index	247

224-248 Investor information

# Chairman's statement

Despite a challenging environment, I believe 2012 marked another year of progress for GSK in the delivery of our strategy and in generating more sustainable returns to shareholders



Over the past five years, under Sir Andrew's leadership, the Group has been fundamentally changing to improve growth prospects, reduce risk and deliver enhanced returns to shareholders.

The benefits of this strategy were evident during the year, with strong performances in our emerging markets, and other growth businesses offsetting much of the impact of the significantly worsening outlook in Europe. At the same time, GSK's R&D organisation delivered unparalleled output with six key new products submitted for approval and there is growing evidence that we can replenish the late stage pipeline on a sustainable basis. This is clearly of critical importance to the longer-term prospects of the Group.

Ultimately the aim of our strategy is to deliver sustainable earnings per share growth (EPS) and improved returns to shareholders. GSK delivered flat core EPS of 112.7p but returned £6.3 billion to shareholders via dividends and buybacks in 2012. This brings to nearly £25 billion the amount returned to shareholders since Sir Andrew joined the Board at the start of 2008.

Operating in a responsible and ethical way is essential for the commercial success of GSK. As Chairman of the Corporate Responsibility Committee, I was pleased to see the continued progress during the year in our efforts to improve global access to our medicines, with further agreements reached to supply our vaccines to the world's poorest countries at low prices and to encourage research into neglected diseases. The Group also took industry-leading steps to improve transparency of its clinical trial research.

Oversight and management of risk remains a key focus for the Board. In July 2012, the Group successfully resolved a series of long-standing legal matters with the US Government. These primarily related to historical sales and marketing practices.

The Board recognises that these matters do not reflect the company that GSK is today. Fundamental changes have been made to compliance, marketing and selling procedures in recent years and significant progress made to embed a culture in the company that puts patients first and demands integrity in all behaviours and activities.

We continue to make changes to the Board as we plan for the future and implement proactive succession planning. I would like to thank both Sir Crispin Davis, who is standing down at this year's AGM, and Larry Culp, who retired from the Board in September, for their outstanding contributions over recent years.

In April, we appointed Lynn Elsenhans and Jing Ulrich as Non-Executive Directors. Respectively Lynn and Jing have brought experience running global companies and deep knowledge of emerging markets to Board discussions. Additionally in January, we announced that Hans Wijers, currently chairman designate of Heineken and previously CEO of Akzo Nobel, will join GSK as a Non-Executive Director from this year's AGM.

I would also like to thank Sir Robert Wilson for agreeing to remain on the Board for an additional year to provide continuity and advice as new Board members settle into their roles.

We have now met our original aspiration to have more than 25% female representation on the Board by 2013, and we remain committed to continuing to improve geographic and gender diversity at Board level.

In summary, while our operating environment remains challenging, it is also not without substantial opportunity for companies that deliver innovation and act with responsibility. The Board has every confidence in the strength and resilience of Sir Andrew and his senior management team, and believes the Group is taking all the necessary steps to build a stronger GSK that can generate sustainable value for shareholders and society.

**Sir Christopher Gent**  
Chairman

# CEO's review

We have diversified our sources of growth, our R&D productivity has significantly improved and our processes are simpler and more efficient. We are confident that our strategy is delivering



Five years ago we set out a strategy to re-shape GSK to increase growth, reduce risk and improve our long-term financial performance. We have made good progress and 2012 provided further evidence of this.

However, there is no doubt that we are operating in a very challenging environment and in 2012 this was particularly evident in Europe. Despite this, we were able to maintain core earnings per share (CER), generate net cash inflows from operating activities of £7 billion (before legal settlements) and return over £6.3 billion to shareholders.

We also made outstanding progress in research and development during the year to advance potential new medicines across multiple disease areas including respiratory, oncology, diabetes and HIV.

## Investment in growth markets

Although reported sales for the year were down 1% (CER), sales were flat adjusting for the disposal of our non-core Consumer Healthcare brands. This reflects continued strong performance from our 'growth' businesses, helping to offset pressure in Western markets.

In emerging markets, the benefits of investments made to increase our exposure in Pharmaceuticals and Vaccines, as well as Consumer Healthcare, were very evident. Total sales in emerging markets now account for 26% of our business and grew 10% during the year. At a divisional level, Consumer Healthcare sales were flat, but grew 5%, excluding divested OTC products.

In Pharmaceutical and Vaccines, Japan's sales fell 6%, reflecting the impact of the *Cervarix* vaccine sales for the catch up programme in the prior year. Excluding *Cervarix*, sales grew 5%. Sales in the USA were down 2%; this was an improvement over 2011 when sales declined 5%. We have been re-shaping our US business to reflect changing market dynamics and to prepare for the launch of multiple new products. We continue to view the USA and Japan very positively, as markets that reward and are willing to pay for healthcare innovation.

The clear adverse impact to our performance in 2012 was weaker than expected sales from our European business, down 7%. Here, government austerity measures adversely impacted growth by approximately 6 percentage points during the year.

## R&D productivity provides platform for growth

In R&D, the Group made significant progress in 2012. We now have six key new products under regulatory review and expect Phase III data on 14 assets in 2013 and 2014. In total, over the next three years, GSK has the potential to launch around 15 new medicines and vaccines globally.

We are also confident that we can sustain this level of productivity and that we can deliver our long-term goal of improving returns on R&D investment to around 14%.

## Simplifying and changing our business

We continue to make changes to simplify our operating model. Our Operational Excellence programme has now delivered annual savings of £2.5 billion and remains on track to hit the target we set of £2.8 billion of annual savings by 2014. In February 2013 we announced a new major change programme, which we expect to produce incremental annual cost savings of at least £1 billion by 2016.

This programme will include a series of technological advances and opportunities to eliminate complexity, which we believe can transform our long-term cost competitiveness in both manufacturing and R&D. The programme will help us simplify our supply chain processes, shorten cycle times, lower inventory levels and reduce our carbon footprint.



## Strategic review

In addition, given the sustained shift we have witnessed in the European reimbursement and pricing environment, we plan to initiate further restructuring of our European pharmaceuticals business to reduce costs, improve efficiencies and reallocate resources to support identified growth opportunities in these markets. We are also evaluating further strategic options to ensure we are able to maximise the value of our current and future portfolio in Europe.

This additional restructuring supports our strategy to change the shape of our business and deliver sustainable long-term growth. In the short term, it will also help to offset some of the pressure we are seeing on our margin structure resulting from changes in our business mix. We remain confident that as our pipeline begins to contribute from the end of 2013, we can drive improvement in the core operating margin over the medium term.

### Strengthening our core business

Our Consumer Healthcare business continues to make excellent progress as we increase focus around a core portfolio of healthcare brands and emerging markets, where we are seeing very positive consumption trends and benefit from sales and distribution synergies with pharmaceuticals.

Investments to maximise returns in these markets continue. Last year, we opened a new innovation centre in China and have now increased our shareholding in our Indian subsidiary. In line with this strategic focus, we have decided to initiate a review evaluating all strategic options for the *Lucozade* and *Ribena* drinks brands, which are primarily marketed in established Western markets. These brands are iconic and the review will look at the best ways to ensure their continued growth.

Outside Consumer Healthcare, we continue to strengthen our core business through acquisitions and equity investments. In 2012 we completed three significant transactions with Human Genome Sciences, Shionogi and Theravance to increase our share of the economics on key future growth assets. At the same time, we delivered targeted divestments at the periphery of the Group to realise value for shareholders, divesting *Vesicare*, multiple non-core OTC brands and Australian pharmaceutical 'tail' products.

### Operating with responsibility

We remain committed to operating responsibly and during the year we made further advances on our agenda to ensure our behaviour and actions meet or exceed the expectations of society.

For example, we have taken several steps to increase transparency of our clinical research. We already publish all our trial results whether positive or negative. We have now committed to go further and enable independent researchers to access the very detailed data that lies behind these results. By being more open, we hope to help further scientific understanding and research.

We also continue to expand access to our medicines to people living in the poorest countries in the world. In 2012 GSK was again ranked number 1 in the Access to Medicines (ATM) Index which assesses healthcare companies' activities in this field. In addition, we expanded our efforts to tackle neglected tropical diseases and supply low-price vaccines to the GAVI alliance for use in the world's poorest countries. We also received further data on our candidate malaria vaccine. While additional analysis is needed, this vaccine continues to have the potential to save the lives of hundreds of thousands of children in Africa.

As the Chairman notes in his review, in July we also settled multiple investigations with the US Government and states, primarily relating to historical sales and marketing practices. These matters originated in a different era for the company, but we continue to take action at all levels to improve our procedures for compliance, marketing and selling and embed a values-based culture in GSK.

### Outlook

GSK's globally diversified sales base and improved R&D output provide a clear platform for growth, with 2013 marking the start of what should be a series of growth years for the Group.

Specifically we expect to deliver core EPS growth of 3-4% CER and sales growth of around 1% CER during the year.\* We also expect to deliver further strong cash generation in 2013 and remain committed to using free cash flow to support increasing dividends, share repurchases or, where returns are more attractive, bolt-on acquisitions.

In closing, I would like to thank all our employees, partners and suppliers for their continued commitment and support. We are more confident than ever that GSK is well placed to succeed in emerging and pro-innovation markets and that our R&D model is working. This is creating clear, long-term capacity for GSK to deliver continued innovation and benefit to patients, and sustained performance and returns to shareholders.



**Sir Andrew Witty**  
Chief Executive Officer

\* All forward looking statements are based on 2012 restated numbers adjusted for IAS 19R (EPS of 111.4p), at CER and barring unforeseen circumstances. See 'Cautionary statement regarding forward-looking statements' on the inside front cover and page 56 for an explanation of CER.

# Strategic review

How we performed	6
What we do, Where we do it	8
How we create value	10
Our market	12
How we deliver	16
Grow a diversified global business	18
Deliver more products of value	30
Simplify the operating model	42
Responsible business	49

## Capital investment

Ulverston in the Lake District in the north of England will be the location for our new biopharmaceutical manufacturing centre – the first new factory GSK has built in the UK for almost 40 years. This forms part of a series of UK investments of more than £500 million, made possible by the introduction of new patent box rules in the UK.



Tom Vilegis

Strategic review

# How we performed

We measure our performance against a number of key indicators, and use core results for our planning and reporting purposes

## Group turnover

£26.4bn



## Free cash flow<sup>b,c</sup>

£2.0bn



## Core operating profit and margin<sup>a</sup>

£8.3bn



## Total operating profit and margin

£7.4bn



## Core earnings per share<sup>a</sup>

112.7p



## Total earnings per share

92.9p





Turnover in our major growth areas<sup>b</sup>

£14.3bn



New Pharmaceuticals and Vaccines product performance<sup>b</sup>

£1.4bn

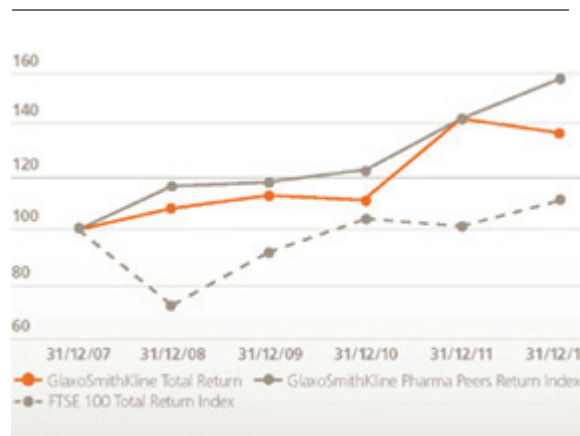


Cash returned to shareholders

£6.3bn



Relative total shareholder return<sup>b,d</sup>



<sup>a</sup> We use a number of adjusted measures to report the performance of our business. These include core results, which are used by management for planning and reporting purposes and may not be directly comparable with similarly described measures used by other companies. Core results exclude a number of items from total results. A full definition of core results can be found on page 56 and a reconciliation between core results and total results is provided on page 62.

<sup>b</sup> The remuneration of our executives is linked to the marked key indicators. Further information on our executive pay policy can be found in our Remuneration report on page 109.

<sup>c</sup> The calculation of free cash flow is described on page 56 and a reconciliation is provided on page 69. The calculation of CER is described on page 56.

<sup>d</sup> The constituents of the Pharma Peers Return Index are listed on page 115.

## Strategic review

# What we do

We are a science-led global healthcare company that researches and develops a broad range of innovative products

## Our business

We have three primary areas of business Pharmaceuticals, Vaccines and Consumer Healthcare. Our objective is to deliver sustainable growth across this portfolio.

**£26.4<sup>bn</sup>**

Group turnover

### Pharmaceuticals

**£18.0<sup>bn</sup>**

Turnover

**68%**

Of Group

Our Pharmaceuticals business develops and makes available medicines to treat a broad range of serious and chronic diseases. Our portfolio is made up of established brands and newer innovative patent-protected medicines.

#### Sales by therapy area

	£m
Respiratory	7,291
Anti-virals	753
Central nervous system	1,670
Cardiovascular and urogenital	2,431
Metabolic	171
Anti-bacterials	1,247
Oncology and emesis	798
Dermatology	850
Rare diseases	495
Immuno-inflammation	70
ViiV Healthcare (HIV)	1,374
Other	846

[Read more on page 57](#)

### Vaccines

**£3.3<sup>bn</sup>**

Turnover

**13%**

Of Group

Our Vaccines business is one of the largest in the world, producing paediatric and adult vaccines against a range of infectious diseases. In 2012, we distributed nearly 900 million doses to 170 countries, of which over 80% were supplied to developing countries.

#### Sales by vaccine

	£m
<i>Boostrix</i>	238
<i>Cervarix</i>	270
<i>Fluarix, FluLaval</i>	200
Hepatitis	646
<i>Infanrix, Pediarix</i>	775
<i>Rotarix</i>	360
<i>Synflorix</i>	385
Other	451

[Read more on page 58](#)

### Consumer Healthcare

**£5.1<sup>bn</sup>**

Turnover

**19%**

Of Group

We develop and market a range of consumer health products based on scientific innovation. We have brands in four main categories: Total wellness, Oral care, Nutrition and Skin health.

#### Sales by category

	£m
Total wellness	2,008
Oral care	1,797
Nutrition	1,050
Skin health	255

[Read more on page 59](#)

## R&D

Our business is sustained through investment in R&D. In 2012 we spent £3.5 billion before non-core items\*, £4.0 billion in total, in our search to develop new medicines, vaccines and innovative consumer products.

During the year we saw significant delivery from our late stage pipeline, with six key medicines filed with regulators.

We have dedicated research programmes for diseases that affect the developing world. We are one of the few healthcare companies researching both new vaccines and new medicines for all three of the World Health Organization's priority diseases: HIV/AIDS, malaria and tuberculosis.

**£3.5<sup>bn</sup>**

Core R&D expenditure in 2012

**c.30**

Assets in late stage pipeline

#### Core R&D expenditure allocation in 2012

	£m	%
Pharmaceuticals	2,821	81
Vaccines	498	14
Consumer Healthcare	155	5

[Read more on page 32](#)

\* The calculation of core results and non-core items is set out on page 56.

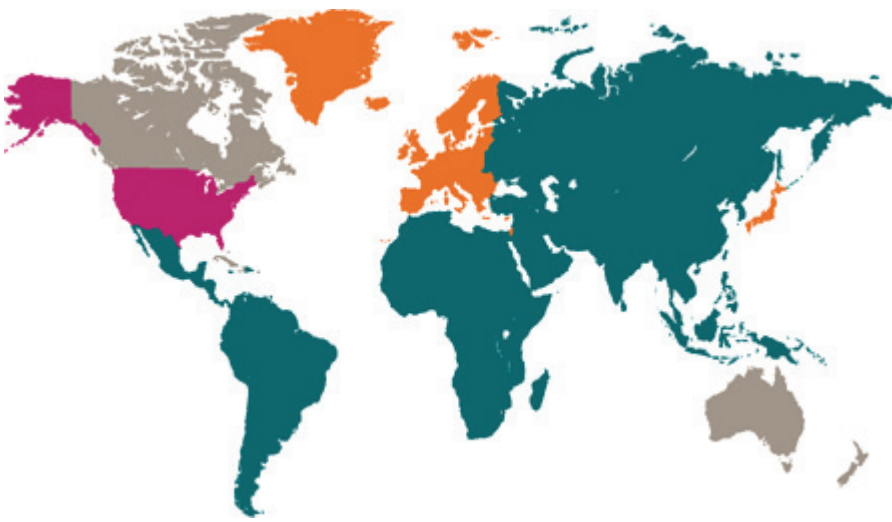
# Where we do it

Our geographic presence covers more than 100 countries

## Our global reach

The shape of our business is shifting to capitalise on markets with high-growth potential including those in Asia Pacific, Latin America and Japan. Territories outside the USA and Europe now account for 40% of our total sales.

We have a significant global manufacturing and R&D presence with a network of 87 manufacturing sites and large R&D centres in the UK, USA, Spain, Belgium and China.



99,488

Employees

### Employees by region



	No.
1 USA	17,201
2 Europe	38,788
3 EMAP	36,738
4 Japan	3,515
5 Other	3,246

### Turnover by region



	£m
1 USA	8,446
2 Europe	7,320
3 EMAP	6,780
4 Japan	2,225
5 Other	1,660

## How we're structured

Our commercial businesses are structured around regional units or areas of focus.

For Pharmaceuticals and Vaccines, we operate in geographical segments that combine these two businesses. Our Consumer Healthcare business functions as a global unit, as does ViiV Healthcare, the specialist HIV company we founded with Pfizer in 2009.

Other trading turnover includes Canada, Puerto Rico, Australasia, central vaccine tender sales and contract manufacturing sales.

### Turnover by segment

	£bn
US Pharmaceuticals and Vaccines	7.0
Europe Pharmaceuticals and Vaccines	5.0
EMAP Pharmaceuticals and Vaccines	4.7
Japan Pharmaceuticals and Vaccines	2.0
ViiV Healthcare	1.4
Other trading	1.2
Consumer Healthcare	5.1

[Read more on page 151](#)

## Overview

# How we create value

By delivering innovation and expanding access to our products we create value for society and our shareholders

## The context

We see both opportunities and challenges in our operating environment. Scientific research is continuously uncovering new understandings about disease processes and technologies.

Meanwhile, the world's population continues to grow as do pressures on healthcare costs, with a notable intensification in developed markets following the recent macro-economic downturn.

## Innovation

At the core of our business model is the use of knowledge and development of intellectual property. We create value by researching, manufacturing and making available products that improve people's health and well-being.

A healthier society enables people to live life to its fullest, allowing them and their communities to prosper. A sustained flow of innovative products enables our business to grow profits and deliver improved returns to our shareholders.

We aim to develop new products that offer significant improvements over existing treatment options and therefore provide value to patients and those who pay for them such as governments, insurers or other third parties.

In 2012, we invested £3.5 billion in core research and development of new medicines, vaccines and consumer products, and we are currently evaluating around 50 investigational medicines for diseases such as cancer, diabetes, heart disease and respiratory illnesses. Over the next three years, we have the potential to bring around 15 new medicines to patients.

▶ For more on our R&D and the discovery process see pages 30 to 41.

## Access

We manufacture and distribute more than 4 billion packs of products to over 150 countries around the world. With this extensive global presence, we are striving to make our products as widely accessible as possible.

In Western markets, we have developed new reimbursement approaches for our medicines where we agree risk-sharing arrangements with payers.

We have adopted more flexible pricing approaches to reflect countries' wealth and ability to pay. This has resulted in significant increases in demand for our products in emerging economies.

To increase access to our products in the world's least-developed countries, we have held the price of our patented medicines in this region at no more than 25% of our developed world prices and we re-invest a fifth of the profits we make from sales in these territories back into local healthcare infrastructure projects.

## Sustainable

Developing a new medicine takes many years and substantial investment. We are able to bring the scale, significant resources and expertise required. On average each successful medicine will require significant investment over a 10-12 year period.

Sustainability in our business performance is critically important if we are to deliver continued innovation and access to our products. We must produce profitable performance to ensure we remain competitive and have the funds to invest in our people and assets. A key element of this is an environment that appropriately rewards innovation across both patent-protected and branded products.

▶ For more on our approach to intellectual property see page 15.

## How we do it

We can only achieve our objectives by utilising our assets, executing our strategic priorities and operating our business responsibly.

In the past five years, we have made significant progress in the delivery of our strategic priorities.

We have developed a balanced business with geographic diversity and new platforms for growth, in particular through advancement of our late-stage pipeline and changes to our R&D model. At the same time, we have also simplified our business to reduce costs and ensure we retain long-term competitiveness.

Our commitment to be a responsible, values-based business underlies everything we do. Our values are applied across the Group and we are focused on integrating them into our culture, decision-making and how we work. These values are to operate with transparency, demonstrate respect for people, act with integrity and be patient-focused. We ask every one of our employees to embody these values.

▶ For more on our approach to responsible business see page 49 to 54.

## How we create value



### Wider contributions

While our primary contribution is to develop new products that improve people’s health, we also create value as a global company by making direct and indirect economic and social contributions in the countries in which we operate.

We have a global and diverse employee base consisting of close to 100,000 employees, and we contract goods and services on a significant scale. Last year, our manufacturing supply chain spent around £9 billion with 6,000 suppliers across 73 countries.

The company also contributes to the countries in which we operate through the tax system. In 2012, the charge for taxation on our profits amounted to £1.95 billion. Direct contributions to support the health and well-being of local communities relevant to GSK are also made via our global community programmes which amount to over £200 million a year.

Finally, we believe we can create value by acting as a catalyst or partner for other organisations. We value the new and different perspectives that other groups can bring to our thinking. We are open to working with research charities, academia, companies and non-governmental organisations.

### Progress highlights

**£25<sup>bn</sup>**

Amount returned to shareholders via dividends and buybacks over past five years

**23**

Number of new product approvals in the USA and Europe in past five years

**1st**

in Access to Medicines Index



## Strategic review

# Our market

While our environment remains challenging we are optimistic about the long-term future of the healthcare market

### General overview

There remains a significant need for medicines and healthcare treatments around the world, and we are optimistic about our ability to grow our business in the long-term by researching, manufacturing and selling innovative healthcare treatments, especially given the work we have done to re-shape and geographically rebalance our business.

Nevertheless, many factors can affect the performance and success of our sector and our business. The exact impact of these is difficult to forecast.

### Global economic overview

The difficult market conditions stemming from the international financial crisis continued to impact the world's economies during 2012, while sales growth in world pharmaceutical markets showed significant regional variation.

Economies across the globe remained weak in 2012 as governments continued to struggle with the long-term effects of the 2008 financial crisis. Overall growth for 2012 slowed to 3.2%, according to the International Monetary Fund (IMF).\*

In the USA, markets stagnated at the end of the year, ahead of fears about the "fiscal cliff" created by federal budget legislation. Though the crisis was averted, significant uncertainty remains over the strength of the economy and over the likely impact of legislation intended to stimulate economic growth.

In Japan, the economy contracted as demand for Japanese exports was impacted by the global economic slowdown, particularly in Europe. In the Eurozone, economies continued to contract as the recession deepened, and even revised growth forecasts proved optimistic. For the first time since the single currency was launched, the region failed to grow in any quarter during the calendar year. Growth in emerging markets was weaker than expected. China continued to grow, but at 7.8% was the lowest level for more than a decade, according to the IMF.

Based on IMF assessments, the outlook for global economic growth in 2013 is 3.5%. There is no immediate sign of an end to the weak global economy or to improvements in budget deficits among many of the world's richest nations. Other factors such as political turbulence within the European Union and instability in the Middle East, are likely to affect the international business environment.

### Healthcare market

While the healthcare industry remains one of the world's largest industries, it has felt the effects of government austerity measures such as mandated price reductions in Europe, Japan and a number of emerging markets. As a result of these developments, companies faced significant pressure in growing sales, although new products and growth elsewhere in the emerging markets helped to partly offset the challenges.

Sales in the world pharmaceutical market were worth £516 billion at constant exchange rates (CER) in the 12 months to the end of September 2012, increasing from £503 billion in the previous year. The share of global sales grew to 42.8% in North America, which remained the top pharmaceutical market, and declined in Europe (to 23.3%), while emerging markets also increased their share to 21.7%.\*\*

During the year many of the largest pharmaceutical companies encountered generic competition for a significant number of products. It is estimated that \$35 billion in sales were lost as products lost patent protection and experienced competition from generics.

Figure 1

World pharmaceutical market by geographic region	Value £bn	% of total	% compound growth Sep 2007–Sep 2012
North America	221	42.8	3.4
Europe	120	23.3	2.6
EMAP	112	21.7	14.7
Japan	63	12.2	3.8
Total	516	100.0	5.1

World market – top therapeutic classes	Sales £bn	% of total
Central nervous system	78	15.1
Antineoplastic/Immunomodulatory	76	14.7
Cardiovascular	69	13.4
Alimentary tract and metabolic	63	12.2
Anti-infectives (bacterial, viral and fungal excluding vaccines)	52	10.1
Respiratory	36	7.0

\*\* Data for market share and market growth rates are GSK estimates based on the most recent data from independent external sources including IMS Health. Values are based at CER (constant exchange rate).

\* IMF data taken from World Economic Outlook Update, January 2013.

**Population growth**

According to the United Nation’s 2010 revision to its population projections, world population will peak at 10.1 billion in 2100 compared with 7 billion in 2011. While some countries are seeing declining birth rates – particularly those in Europe and Japan – many other regions have seen a sharp rise in populations, particularly in the Middle East and southern Asia.

These countries with rising populations are the same economies that are experiencing improved economic outlooks. The IMF forecasts that emerging markets will grow 5.5% in 2013 and 5.9% in 2014 compared with figures of 1.4% and 2.2%, respectively, for developed markets.

Governments in developing countries are under pressure to improve healthcare infrastructure and provide basic universal coverage and many have made significant commitments to do this. However, where strong healthcare systems are missing, people in developing countries buy their medicines directly. As a result, households in emerging markets spend a significantly higher proportion of their personal income on medicines than is spent by richer countries. Pharma Futures report ‘Perspectives from Emerging Markets’ estimates this can be as high as 40% in China and India, and 25% in Brazil, for example.

Demand for medicines, vaccines and consumer healthcare products is expected to continue to grow significantly faster than in more mature markets over the next few years.

**Lifestyle changes**

As populations increase, people are also living longer, partly aided by the success of medical interventions treating and preventing diseases that previously caused significant mortality in infants (see figure 2). With this increasing age, comes increasing infirmity and illness.

Other lifestyle changes are affecting health risks as well. As people become less physically active and alter their consumption of food, alcohol and tobacco, there is a growing incidence of chronic, non-communicable conditions such as type 2 diabetes and heart disease.

In emerging markets, where increasingly people are moving away from a subsistence/agricultural lifestyle to find paid work in the cities, there is a growth in disposable incomes and expansion of the middle-class sections of populations. This is significant as a large proportion of healthcare spending in these countries comes directly from the patient.

**Price controls**

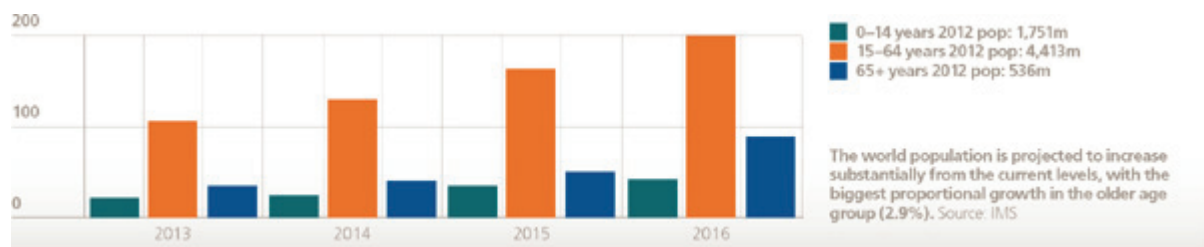
In many countries, the prices of pharmaceutical products are controlled by law. Governments may also influence prices through their control of national healthcare organisations, which can bear a large part of the cost of supplying medicines to consumers.

In Europe, governments are responding to increasing austerity pressures. Healthcare reforms in countries such as France, Spain and Germany have restricted pricing and mandated generic substitutions.

In Japan the government implemented its mandatory bi-annual price review of pharmaceutical products in 2012.

In the USA there are no government price controls over private sector purchases, but federal law requires pharmaceutical manufacturers to pay rebates on certain medicines to be eligible for reimbursement under several state and federal healthcare programmes. Those rebates increased and were expanded in 2011 as an affect of the Affordable Care Act (ACA). In 2012 and continuing into 2013, the government is finalising additional details for implementing the ACA. Expansion of the government’s insurance programme for low-income Americans, new health insurance marketplaces, and a financial penalty for certain Americans who choose not to purchase health insurance are scheduled for 2014.

**Figure 2**  
Estimated change to world population (millions)



## Strategic review

### Our market continued

Additionally, cross-border trade, the acceleration of generics to market, comparative effectiveness research, value-based care delivery, pharmaceutical pricing and other issues of importance to our industry are part of the continuing healthcare debate in the USA.

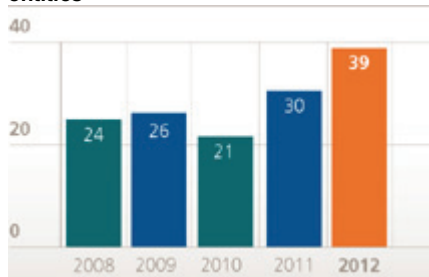
### Regulatory pressures

The pharmaceuticals and vaccines industry is highly regulated. Regional and country-specific laws and regulations are important in determining whether a product can be successfully developed and approved.

The number and impact of regulatory agency requirements is increasing, particularly across aspects of product quality and safety. The evaluation of benefit and risk continues to be of paramount consideration in the approval of a new medicine, and regulatory authorities are increasingly focusing on the safety of medicines in the post-approval phase.

Regulatory agencies' criteria for evaluating benefit and risk can also vary widely, making it challenging for pharmaceutical companies to meet the requirements for each country.

**Figure 3**  
**US FDA approvals of new molecular entities**



Nature Reviews Drug Discovery 12, 87-90 (February 2013)  
doi:10.1038/nrd3946

### USA

In the USA, the fifth reauthorisation of the Prescription Drug User Fee Act (PDUFA) was passed in 2012 with the signing into law of the Food and Drug Administration Safety and Innovation Act (FDASIA). The law establishes new user-fee statutes for generic medicines and follow-on versions of biopharmaceuticals, commonly referred to as biosimilars. It also equips the FDA with tools intended to accelerate the development and review of innovative new medicines, and gives the agency new authority concerning drug shortages.

The FDA approved 39 new molecular entities in 2012 with the majority of these representing the first market approval. (See figure 3).

### Europe

In the European Union (EU), 2012 saw significant new legislation and regulatory requirements. Implementation of the revised EU pharmacovigilance legislation, which brings in new measures aimed at strengthening the safety monitoring of medicines, started in July 2012.

The European Medicines Agency (EMA) approved 31 novel medicines in 2012. Of these approvals, nine were medicines for rare diseases.

The European Commission adopted proposals in July for a new regulation aimed at boosting clinical research in Europe by simplifying the rules for conducting trials. The proposals are currently under review and industry will be seeking to ensure that new legislation – expected to come into effect in 2016 – will create a favourable environment for R&D in Europe.

The new Falsified Medicines Directive became effective on 2 January 2013 and introduced measures to prevent the entry of falsified medicines into the legal supply chain. These include requirements for the importation of active substances into the EU from third countries (non-EU member states), which may present challenges to pharmaceutical manufacturers.

### Emerging markets

As the demand for patient access to new drugs in emerging markets grows, so does the importance of conducting clinical trials in these countries to provide data on a medicine's profile in local populations.

A growing number of emerging markets are requiring that studies be conducted in-country to assess any variation in ethno-sensitivity to new medicines. This is in addition to evidence that a highly regulated authority such as the EMA or FDA has approved a new medicine before they initiate their own review.

The regulatory requirements in these markets can be challenging, both in terms of the volume and pace of change, and the consistency of guidance. Nevertheless, we continue to take part in regional and national regulatory initiatives that provide opportunities for scientific and regulatory dialogue between industry, agencies and other stakeholders. We aim to include broader sets of patient populations from countries in medicine development programmes to increase global patient access to new innovative medicines, and optimise regulatory approvals.

## Consumer Healthcare

The consumer healthcare industry is subject to national regulation comparable to that for prescription medicines for the testing, approval, manufacturing, labelling and marketing of products. High standards of technical appraisal frequently involve a lengthy review and approval process, which can delay product launches.

## Intellectual property and trademarks

The process of discovering and developing a new medicine or vaccine takes many years and can cost up to £1 billion.

Intellectual property and the effective legal protection of our intellectual property – via patents, trademarks, registered designs, copyrights and domain name registrations – is critical in ensuring a reasonable reward for innovation and to fund R&D. (See pages 33 to 38 for the pharmaceutical and vaccines development process.)

Patent protection for new active ingredients is available in major markets, and patents can often be obtained for new drug formulations, manufacturing processes, medical uses and devices for administering products.

Emerging markets are not all aligned on their approach to recognising patent-protected medicines.

Although we may obtain patents for our products, this does not prevent them from being challenged before they expire. Further, the grant of a patent does not mean that it will be held valid and enforceable by a court. If a court determines that a patent we hold is invalid, non-infringed or unenforceable, it will not protect our innovation in that legal jurisdiction. Significant litigation concerning such patent challenges is summarised in Note 44 to the Financial statements, 'Legal proceedings'.

The life of a patent in most countries is 20 years from the filing date. However, the long development time for new medicines can mean that a substantial amount of this patent life has been eroded before launch. In some markets it is possible to have some of this lost time restored and this leads to variations in the amount of patent life available for each product we market.

In addition all of our commercial products are protected by registered trademarks in major markets, and our trademarks are important for maintaining the brand identity of our products. There may be local variations. For example, in the USA the trademark *Advair* covers the same product sold in the EU as *Seretide*.

Trademark protection may generally be extended as long as the trademark is used by renewing it when necessary. We enforce our trademark rights to prevent infringements.

## Generic pressures

When patents expire on medicines, these medicines can be subject to competition from generic products. The effect of this is particularly acute in Western markets, where generic products can rapidly capture a large share of the market. As generic manufacturers typically do not incur significant costs for R&D, education or market development, they are able to offer their products at considerably lower prices than branded competitors. The same pressures do not apply as significantly to vaccines, or to products where patents exist on both active ingredients and the delivery device, such as inhaled respiratory medicines.

## Competition

Within the pharmaceutical industry, competition can come from other companies making patent-protected medicines with indications to treat similar diseases to our medicines, or from manufacturers making generic copies of our medicines following patent expiration.

Our principal pharmaceutical and vaccines competitors include: Abbott Laboratories, Amgen, AstraZeneca, Bristol-Myers Squibb, Eli Lilly, Johnson & Johnson, Merck, Novartis, Pfizer, Roche Holdings, Sanofi and Takeda.

The Consumer Healthcare market has become more challenging. Consumers are demanding better quality and better value. Retailers have consolidated and globalised, which has strengthened their negotiation power. Our principle competitors in these markets include: Colgate-Palmolive, Johnson & Johnson, Procter & Gamble, Unilever, Pfizer and Novartis.

In addition, many other smaller companies compete with GSK in certain markets.

## Outlook

GSK's globally diversified sales base and improved R&D output provides a clear platform for growth, with 2013 marking the start of what should be a series of growth years for the Group.

Specifically we expect to deliver core EPS growth of 3-4% CER and sales growth of around 1% CER during the year (based on the IAS 19 (Revised) adjusted EPS for 2012 of 111.4p). We also expect to deliver further strong cash generation in 2013 and remain committed to using free cash flow to support increasing dividends, share repurchases or, where returns are more attractive, bolt-on acquisitions.

We are more confident than ever that GSK is well placed to succeed in emerging and pro-innovation markets and that our R&D model is working. This is creating clear, long-term capacity for GSK to deliver continued innovation and benefit to patients, and sustained performance and returns to shareholders. For risks to this outlook, see 'Risk factors' on pages 78 to 86.

Strategic review

# How we deliver

Our strategy is designed to deliver sustainable growth, reduce risk and improve long-term financial performance and returns to shareholders



## Grow a diversified global business

### How we will grow

Over the past five years we have created a more balanced business and product portfolio, capable of delivering sustainable sales growth. This is centred on our three business areas of Pharmaceuticals, Vaccines and Consumer Healthcare, which provide us with significant competitive advantages and opportunities for synergy.

At the same time, we have re-shaped our US Pharmaceuticals and Vaccines business to reflect the changing market dynamics there and to prepare for the launch of multiple new products. In Europe, we are restructuring to improve efficiency and focus resources to growth opportunities in what continues to be a challenging market environment.

We have substantially increased our investment in higher-growth areas such as emerging markets and Japan and in our global Vaccines and Consumer Healthcare businesses.

[Read more on page 18](#)



## Deliver more products of value

### How we will deliver

We have changed our R&D organisation so that it is better able to sustain a pipeline of products that offer valuable improvements in treatment for patients and healthcare providers.

We have broken up the traditional hierarchical R&D business model and created smaller, more agile groups of scientists who are accountable for their projects.

We have increased the externalisation of our research, allowing us to access new areas of science and to share the risk of development with our partners. We have also changed our processes to make decisions earlier, so that only those medicines which are significantly differentiated from existing therapies are progressed.

All of this has been underpinned with a focus on improving the rates of return in R&D and being more rigorous in how we allocate investment across Pharmaceuticals, Vaccines and Consumer Healthcare R&D.

[Read more on page 30](#)



## Simplify the operating model

### How we will simplify

As our business continues to change shape, we are transforming how we operate so that we can reduce complexity and become more efficient.

Savings from this programme have been generated across the business. As this programme comes to an end, we are continuing to examine ways to simplify our operating model and increase efficiencies.

Over the past four years we have implemented a global restructuring programme designed to deliver significant savings to support investment in our priority growth businesses as well as offset pressures on the Group's margin resulting from changes in the shape and mix of our business.

We have therefore begun a new, major change programme across manufacturing, R&D and Europe to deliver further savings. The new programme includes a series of technological advances and opportunities to eliminate complexities and improve our competitiveness further.

[Read more on page 42](#)



**£26.4bn**

Group turnover

**26%**of sales from  
emerging markets**6**

Key product filings

**£1.4bn**

New product sales

**£2.5bn**

Annual benefits from restructuring

**194days**Working capital cycle down  
from 202 days in 2011

## Financial architecture

Our financial architecture is designed to support the delivery and execution of the Group's strategy, and drive sustainable growth in core earnings per share and free cash flow in order to maximise total returns to shareholders.

The architecture has established four key financial priorities for GSK in delivering sustainable sales growth, improving our operating leverage, improving our financial efficiency and converting more of our earnings into cash.

By applying this framework we can drive better and more consistent decision making across the company and improve delivery of our key financial objectives of earnings per share growth and free cash flow generation. This can then be returned to shareholders or reinvested in bolt-on acquisitions, wherever the most attractive returns are available. Our decisions are rigorously benchmarked using a cash flow return on investment (CFROI) returns based framework.

We have also improved our financial reporting to align it more closely with our architecture. We are providing more data and insights into the progress we are making in each of our businesses and regions and on our progress against the key drivers of operational and financial efficiency.

In 2012 we transitioned our reporting to a core basis, enabling greater visibility of the underlying performance of the business.

[▶ Read more on page 46](#)

## Our values and behaviours

As we work towards our goals, how we deliver success is just as important as what we achieve. There are many ethical issues associated with the research and development, manufacture and sale of our products, and our relationships with healthcare professionals, patients and regulators. Ethical conduct is a priority for GSK and we put the interests of patients and consumers first and are driven by our values – transparency, respect, integrity, patient-focus – in everything we do.

We understand that without the application of these values by a talented, diverse and engaged workforce, we cannot execute our strategy. We are focused on supporting our employees and creating a culture where values-based decision making guides all business practices. These values are backed up by a clear Code of Conduct, robust compliance systems, and training and support that help employees make the right decisions.

Our strong policy and compliance programmes help to embed these behaviours, as does the leadership from our Board and Central Executive Team. Our board is active in ensuring corporate governance that oversees and informs sound decision making by executive management.

[▶ Read more on page 49](#)

Strategic review



# Grow

a diversified  
global business

## Overview

Over the past five years we have created a more balanced business and product portfolio, capable of delivering sustainable sales growth. This is centred on our three business areas of Pharmaceuticals, Vaccines and Consumer Healthcare, which we believe offer significant competitive advantage and opportunity for synergies.

We have substantially increased our investment in higher-growth areas such as emerging markets and Japan and in our global Vaccines and Consumer Healthcare businesses.

At the same time, we have re-shaped our US Pharmaceuticals and Vaccines business to reflect changing market dynamics and to prepare for the launch of multiple new products. In Europe, we are restructuring to improve efficiencies and focus resources on growth opportunities in what continues to be a challenging environment.

## Progress

Reported turnover for the year was down 1% but was flat adjusting for the disposal of our non-core OTC brands. Overall, strong performances in EMAP and other growth businesses largely offset declines in the USA and Europe.

Total sales in emerging markets now account for 26% of our business and grew 10% during the year.

Our vulnerability to generic competition has been declining, with sales of 'White pills in Western markets' now accounting for only 21% of turnover, down from 36% in 2008.

Group turnover £bn



White pills in Western markets £bn\*



Turnover in major growth areas £bn\*\*



Sales in emerging markets £bn



## Priorities

Our globally diversified sales base, coupled with strong R&D output, provides us with a platform for sustainable future growth.

We will continue to invest in our key growth businesses such as emerging markets and Consumer Healthcare to support this outlook.

In pro-innovation markets like the USA and Japan, our priority during the year is to prepare for the launch of multiple new products from the pipeline.

In Europe, our focus is on restructuring our pharmaceutical business to reduce costs and reallocate resources. We are also considering other strategic options to maximise the value of our portfolio in the region.

\* See page 56 (Financial Review) \*\* See page 7



## Strategic review Grow a diversified global business

# US

## Pharmaceuticals and Vaccines

Turnover £bn



Operating profit £bn



Pharmaceuticals and Vaccines turnover 2012

	£m	Growth CER %
1 Respiratory	3,388	1
2 Anti-virals	57	(42)
3 Central nervous system	510	6
4 Cardiovascular and urogenital	1,461	(5)
5 Metabolic	(12)	-
6 Anti-bacterials	20	(63)
7 Oncology and emesis	321	18
8 Vaccines	826	-
9 Dermatology	228	(14)
10 Rare diseases	117	10
11 Immuno-inflammation	65	>100

The fundamentals of our US business are strong despite pressure from generics and product discontinuations.

We remain confident in our ability to deliver growth through our pipeline of new medicines and performance of newly launched products.

### Marketplace

The US healthcare market continued to change rapidly in 2012 as patients, providers and payers sought improved care and lower costs. This drive for value, along with the implementation of healthcare reform, has spurred consolidation among healthcare organisations and providers, including hospitals, health maintenance organisations, preferred provider organisations, home health agencies and hospices. This is changing the way care is provided and paid for in the USA.

In this environment, decisions on purchasing and prescribing increasingly are being made at a central point, and the pharmaceutical industry is having to adapt its approach to product marketing if it is to continue to work effectively with healthcare providers and payers.

### Performance

Throughout the year, we have continued to transform our business so that we can effectively market and sell our medicines and vaccines and provide the value our customers demand in this challenging healthcare environment.

The business has demonstrated its underlying strength with strong performance from products serving the respiratory, neuroscience, vaccine and oncology markets. Overall sales were down 2%, although excluding the impact of *Avandia*, sales were flat.

Operating profit increased 1% to £4.8 billion as a result of our continuing efforts to simplify our processes and produce efficiencies in our operations.

In the respiratory market, sales of medicines increased and our business grew 1% as the respiratory controller segment returned to overall prescription volume growth during the year. This followed a decline in 2011 after the Food and Drug Administration revised its class labeling of controllers. Sales of *Advair*, our largest product, increased 1%, while *Flovent* sales declined 1%. Sales of *Ventolin* were up 14%.

Strong performances by *Lovaza* (up 5%), *Lamictal* (up 18%), *Promacta* (up 66%), *Votrient* (up 59%) and *Arzerra* (up 23%), also helped us offset the loss of patent exclusivity for *Arixtra* and argatroban and the loss of *Avandia* sales. Our new treatment for lupus, *Benlysta*, contributed sales of £65 million during the year.

In our Vaccines business, turnover was flat. A decline in flu vaccine sales was offset by sales of *Pediarix*, which increased 32% and *Boostrix* which grew by 35%.

During the year, our pipeline continued its strong momentum with several products receiving FDA approval including: *Votrient* for sarcoma, *Promacta* for hepatitis C thrombocytopenia, *MenHibrix* vaccine for meningitis (C&Y) and influenza type b, raxibacumab for anthrax inhalation and *Fabior* foam in dermatology. In addition during the year, we submitted five medicines to the FDA: respiratory medicines *Breo* and *Anoro*; oncology medicines dabrafenib and trametinib (BRAF and MEK), and albiglutide for diabetes.

The year was also significant as we completed settlements with the US Government on a broad range of longstanding legal cases. Over the past several years, we have taken actions at all levels of the business to change our procedures for compliance, marketing and selling to embed a new way for the business to operate. By instilling a values-based culture within our organisation, we are committed to operating our business with transparency, integrity and respect and to focus on the best interests of patients. Throughout the year, we continued to transform our business model.

In 2012, we also provided £100 million worth of GSK medicines and vaccines to over 350,000 uninsured or under insured patients enrolled in our patient assistance programmes.



# Europe

## Pharmaceuticals and Vaccines

### Turnover £bn



### Operating profit £bn



### Pharmaceuticals and Vaccines turnover 2012

	£m	Growth CER %
1 Respiratory	1,906	(5)
2 Anti-virals	74	(23)
3 Central nervous system	386	(15)
4 Cardiovascular and urogenital	504	1
5 Metabolic	29	(49)
6 Anti-bacterials	403	(17)
7 Oncology and emesis	256	11
8 Vaccines	980	(4)
9 Dermatology	156	5
10 Rare diseases	123	(6)
11 Immuno-inflammation	4	>100

The economic climate and government austerity measures continue to impact our performance. We maintain our determination to develop our business and build on the opportunity provided by the flow of new products from our pipeline.

### Marketplace

The economic climate in Europe continues to pose challenges for pharmaceutical companies and a wide range of businesses and industries. Austerity programmes are pressuring governments to find new ways of tightening healthcare budgets. The stringent austerity measures implemented by some countries affected not only the pricing of medicines but also patients' access to new treatments.

One particular concern is that the operation of reference pricing, where prices are set in reference to those charged in other countries, could create additional pressure if levels set for a country under severe austerity measures are adopted by others.

### Performance

Our European business continued to be affected by austerity measures, with overall sales down 7%.

To respond to the challenging business climate, we continued to invest in our products while reducing operating costs by 3% compared with 2011. Despite these initiatives, operating profit fell by 11%, primarily owing to the loss of sales.

In our Pharmaceuticals business, turnover declined 8%. Sales by volume of *Seretide*, our asthma and COPD product, increased but revenue declined 4% because of price cuts. Our oncology products – *Votrient*, *Promacta* and *Arzerra* – performed well, and sales of *Duodart* and *Avodart*, which treat benign prostatic hyperplasia, grew 9%, even though *Duodart* did not have market access approval in France and Italy.

While gaining approval from governments to market products continues to be a challenge, we did see improvements in 2012. *Prolia*, a treatment for osteoporosis, and *Benlysta*, for lupus, have now been launched in almost all markets in Europe.

In our Vaccines business, reported turnover declined by 4%, reflecting the austerity-driven price cuts and the introduction of national tenders in several countries.

Throughout Europe, we have sought to work with those governments implementing austerity measures to find ways to manage both patient demand and healthcare expenditure. Over 2012, this partnership approach resulted in no interruption to supply to those countries and an overall reduction in our overdue receivables.

Our support for charitable programmes that strengthen healthcare in the communities and regions where we operate remains an important part of our business. Our financial support each year totals more than €1 million in Europe (excluding the UK).

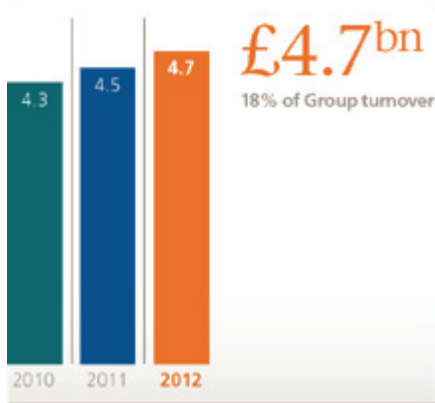
Following a review in 2012, we will be further restructuring our European business to reduce costs, improve efficiency and re-allocate resource to support growth opportunities in Europe. As we reduce our European cost base, we will also be evaluating further strategic options to ensure we are able to maximise the value of our current and future portfolio.

**Strategic review** Grow a diversified global business

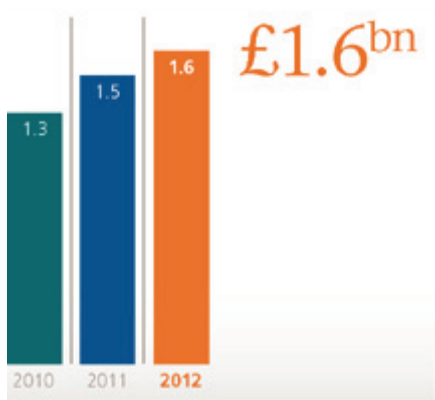
# EMAP

## Pharmaceuticals and Vaccines

Turnover £bn



Operating profit £bn



Pharmaceuticals and Vaccines turnover 2012

	£m	Growth CER %
1 Respiratory	858	13
2 Anti-virals	360	2
3 Central nervous system	329	8
4 Cardiovascular and urogenital	292	18
5 Metabolic	65	10
6 Anti-bacterials	735	5
7 Oncology and emesis	131	48
8 Vaccines	1,107	14
9 Dermatology	388	7
10 Rare diseases	48	20

Despite volatility across the region, our Emerging Markets and Asia Pacific business continues to perform very strongly with growth across both vaccines and pharmaceuticals.

### Marketplace

In 2012 overall market growth in the EMAP region slowed somewhat. Global economic factors played a part, but increasing price controls, funding constraints and aggressive local competition also contributed.

However, we believe the business environment in the region remains strong, with growing populations, expanding middle classes and higher spending on healthcare, and we are confident that the region will continue to provide a significant contribution to growth in the pharmaceutical industry over the long term.

### Performance

We have a strong presence in many high-growth EMAP markets across both our Vaccines and Pharmaceuticals businesses.

We made good progress in 2012 with Pharmaceuticals and Vaccines turnover growth of 10%. Throughout the region, growth was strong across the three main pillars of our business: innovative brands (up 15%), classic brands (up 5%) and vaccines (up 14%).

Regionally, we saw strong growth in Latin America (up 11% to £1,257 million), China (up 17% to £759 million) and India (up 10% to £304 million) partly offset by the effect of mandatory price reductions in a number of markets, including Turkey and Korea.

Our Developing Countries Market Access (DCMA) unit, which manages our commercial business in the world's 50 poorest countries and focuses on volume rather than profit growth, also performed well. DCMA unit sales increased 61% in 2012 to £158 million.

Overall, EMAP Pharmaceuticals turnover increased 8%, with improved momentum after a slow first quarter, as strong growth in respiratory combined with good performances in a number of established brands and the newer oncology portfolio.

Sales of our innovative brands continue to outpace the market with *Seretide*, *Avodart/Duodart* and *Avamys* all gaining market share. We have also seen a number of very promising product launches across the region, with strong uptake of *Duodart* in the Philippines and *Prolia* in Brazil, Russia and Argentina.

*Benlysta*, our treatment for lupus, is now approved in ten countries in the region including Russia and Taiwan and launched in four. We are also preparing for the launch of several products within our late-stage pipeline, with regulatory filings completed for *Relvar* in the Philippines, Taiwan and Brazil.

Our classic brands business grew 5% with strong performances from *Augmentin* (up 8%) *Ventolin* (up 10%) and *Zeffix* (up 3%) including successful tender wins for medicines such as *Augmentin* and *Ventolin* in Saudi Arabia, Russia, South Korea and Kazakhstan.

Despite some quarterly volatility, Vaccines growth of 14% was driven by *Synflorix*, *Rotarix* and *Cervarix*. *Synflorix* has proven to be a particularly successful launch and we also saw solid performance from our base paediatric Vaccines business.

Operating profit grew 9% to £1.6 billion, broadly in line with sales growth.

Our commitment to increase access to our medicines across the EMAP region while sustaining operating profit growth was demonstrated by the continuing expansion of our flexible pricing initiatives and affordability partnerships. For example in 2012 we launched a new, lower-cost pack of four *Ventolin* rotacaps with a low-cost inhaler in Indonesia. This will provide patients with an affordable and effective treatment and will now be rolled out across other EMAP markets.

GSK's contracts with the GAVI Alliance are central to our strategy to increase access to vaccines in developing countries.

We anticipate that the programmes resulting from this partnership will vaccinate more than 75 million children against gastrointestinal diarrhoea caused by rotavirus over the coming five years, and 160 million children against pneumococcal disease by 2020. (See page 24 for more information on this programme in Yemen).

We have committed to supply to GAVI 132 million doses of *Rotarix* over five years and 480 million doses of *Synflorix* over ten years. During 2012, six new GAVI-eligible countries introduced *Rotarix* and two additional countries, Pakistan and Madagascar, introduced *Synflorix*.

This represents a substantial contribution to the United Nation's Millennium Development Goal to reduce child mortality.

In the 49 least-developed countries covered by our DCMA unit, we price GSK medicines at 25% of developed market prices for innovative brands and vaccines. We also reinvest 20% of the profits we make in those countries back into local healthcare infrastructure.

**Strategic review** Grow a diversified global business  
**EMAP Pharmaceuticals and Vaccines continued**

Case study

**Wider access to vaccines**

In August the government of Yemen introduced rotavirus vaccines in its national immunisation programme to help prevent thousands of children's deaths from severe diarrhoea. This programme was made possible through our commitment to the GAVI Alliance.

We committed to supply GAVI with up to 132 million doses of our rotavirus vaccine over the next five years and a minimum of 480 million doses of our pneumococcal vaccine over the next ten years. The vaccines are priced at a small fraction of developed world prices, as they are intended to reach children in the world's poorest countries where the burden of illness is often the highest.

By partnering with GAVI, our vaccines can reach more children. The arrangement provides us with security around high volume and long term supply, allowing us to operate a sustainable business model.

Pictured: Infant receiving a vaccine in Yemen.



GAVI/2012/Amin\_A1-Sharif/Yemen





# Japan

## Pharmaceuticals and Vaccines

### Turnover £bn



### Operating profit £bn



### Pharmaceuticals and Vaccines turnover 2012

	£m	Growth CER %
1 Respiratory	624	6
2 Anti-virals	221	(9)
3 Central nervous system	391	(3)
4 Cardiovascular and urogenital	116	32
5 Metabolic	72	(20)
6 Anti-bacterials	29	(6)
7 Oncology and emesis	56	38
8 Vaccines	176	(50)
9 Dermatology	33	-
10 Rare diseases	188	15

Despite scheduled government price revisions and the completion of the cervical cancer vaccine catch up programme in March, our Japanese business performed strongly during 2012.

### Marketplace

Japan's pharmaceutical market grew by about 2% in 2012, affected by the government's scheduled reimbursement price revisions, which take place every two years.

A state-funded cervical cancer vaccination programme for girls, and Hib and pneumococcal vaccine for infants and young children, also had an impact on pharmaceutical companies' earnings during the year.

### Performance

The market in Japan continues to encourage innovation, and our business performed strongly. While our turnover fell 6% in 2012 to £1,969 million, this largely reflected an adverse comparison with 2011 which benefited from particularly strong *Cervarix* sales due to an HPV vaccination catch up programme. Excluding *Cervarix*, turnover increased by 5%.

The price revision was conducted under the new provisional drug pricing system, which provides premiums to patent-protected medicines so that prices are maintained during the exclusivity period. The new system means pharmaceutical manufacturers with off-patent products suffer a larger reduction in the reimbursement prices compared with manufacturers with strong innovation portfolios.

We benefited from this revision system, with 23 compounds, 51 formulations receiving the premium.

Pharmaceuticals turnover grew 3% with strong growth from the recently launched products, *Lamictal*, *Avodart* and *Volibris*, partly offset by the impact of the mandatory biennial price cuts, which impacted growth by approximately 4 percentage points, and increasing generic competition to *Paxil*. The respiratory portfolio grew 6% to £624 million, with strong contributions from *Adoair* sales (6%) and *Xyzal* offsetting declines in *Flixonase* and *Zyrtec*.

*Paxil*, our leading CNS product, faced strong challenges from newly launched anti-depressants and from a generic version entering the market in June. While sales fell 20%, *Paxil* together with newly introduced *Paxil CR*, remains a leader in the anti-depressants market.

On the approval of *ReQuip CR*, the Ministry of Health, Labour and Welfare recommended switching patients from regular *ReQuip* based on the benefits the new formulation offered.

We have had 72 regulatory approvals since 2000, and six of those approvals coming in 2012. New approvals granted in the year include: *Santirel* for pneumocystis pneumonia, *Paxil CR* for depression, *ReQuip CR* for Parkinson's disease, *Votrient* for soft tissue sarcoma, *Botox* for hyperhidrosis and *Malaron* for malaria. New product filings were made for *Relvar* in asthma/COPD and *Arzerra* for chronic lymphocytic leukemia.

Our Vaccines business recorded sales of £176 million, boosted by the government-funded immunisation programmes, though the completion of the HPV catch-up programme impacted total sales. *Rotarix*, which launched in late 2011, contributed sales of £44 million.

## Strategic review Grow a diversified global business Japan Pharmaceuticals and Vaccines continued

Operating profit of £1.2 billion fell 7%, reflecting the loss of sales compared with 2011.

GSK and Daiichi Sankyo Co., Ltd started a new vaccines joint venture, Japan Vaccine Co Ltd (JVC). The venture, in which GSK has a 50% stake, will hold the commercial rights in the market for existing vaccines from both parent companies and is responsible for late-stage development. It creates significant economies of scale in the development and distribution of vaccines in the Japanese market.

The country continues to recover from the earthquake and tsunami of March 2011. Our employees' volunteer team, Team Orange, which formed following the catastrophe, continued to provide help and support to people in the affected areas. We also worked to raise funds for a scholarship programme targeting students impacted by the disaster.

The year ended with GSK Japan being designated 2012 company of the year by the British Chamber of Commerce in Japan.

### Case study

#### Japan: a market rewarding innovation

Japan is a market that rewards healthcare innovation and we have significantly grown sales and market share in the country over recent years as we have launched multiple new products.

In 2012, we had six approvals, bringing our total number of regulatory approvals to 72 since 2000. We have the potential for approximately 30 more launches in Japan over the next three years.

A key focus for our Japanese business has been to reduce the time lag between the submission of new medicines in the USA/EU and submissions to the Japanese regulatory authorities. Previously, this time frame had been several years, but through better global collaboration on development and safety studies, we have been able to reduce this to a matter of months.

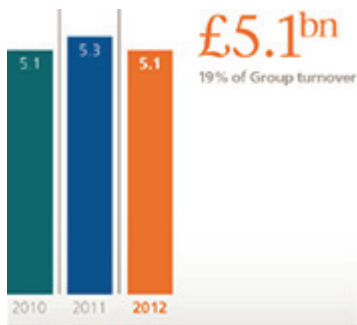
Our new asthma/COPD medicine *Relvar*, for example, was filed in Japan only three months after its first western submission by taking this global approach. If approved, it will add to our established respiratory medicine portfolio in the country.





# Consumer Healthcare

## Turnover £bn



## Operating profit £bn



## Breakdown of turnover

	£m	Growth CER %
1 Total wellness	2,008	(10)
2 Oral care	1,797	8
3 Nutrition	1,050	8
4 Skin health	255	(1)

**Our Consumer Healthcare business continues to perform strongly, particularly in emerging markets.**

### Marketplace

The market for consumer healthcare products operated at two distinct speeds in 2012, with strong growth in emerging economies contrasting sharply with challenging environments in western Europe and North America. Competition was intense as companies sought to outpace market growth in developed economies and improve their presence in the emerging markets.

### Performance

Our Consumer Healthcare business was restructured in late 2011 into four large, high-value categories: Total wellness, Oral care, Nutrition and Skin health. The benefit of this new structure began to be realised in 2012. Total turnover, excluding the sales of the non-core OTC brands, increased 5% to £5.1 billion with relatively consistent performance over the quarters. This reflected continued growth in Oral care, Nutrition and Total wellness, partly offset by a small decline in Skin health. In addition, we took steps to increase the global availability of our brands with 44 innovations that reached nearly 90 countries.

On a regional basis, US sales grew 2% and European sales were flat, both impacted by continuing economic pressures and the drag from supply interruptions to *alli* during the year. The rest of world markets grew 12%, with India, the Middle East and China making strong contributions. By early 2013, we had completed our plans to increase our stake in our Indian Consumer Healthcare subsidiary from 43.2% to 72.5%, increasing our presence in this important and fast-growing market.

Sales from our Total wellness business fell 10%, but when sales from the divested non-core OTC brands were excluded, sales grew 2%. Within this business, our gastrointestinal products registered 11% growth through the launch of *Tums Freshers* in the USA and strong performance of *ENO* in emerging

markets. In 2012, our weight-loss product *alli* experienced a major interruption from our supplier, impacting our sales.

Our smoking reduction and cessation products also performed well in the year, gaining share in both North America and Europe. Another contributor was our pain management category. Sales in this category continued to benefit from the roll-out of our patented *Optizorb* technology to *Panadol* concept brands, including *Panadol* in Europe, Asia and Latin America, *Dolex* in Colombia and *Crocin* in India.

The Oral care category led growth at 8% versus market growth of approximately 4%. *Sensodyne* became the business's first 'billion-dollar brand' in 2012, boosted by the global roll-out of *Sensodyne Repair & Protect* and the launch of *Sensodyne Repair & Protect* Whitening and Extra Fresh. Our denture care business also registered strong growth in 2012 (up 12%), with particularly positive results from expansion in emerging markets (up 17%).

In Nutrition, which registered global growth of 8%, *Horlicks* continued to grow in the Indian sub-continent. In 2012, the *Horlicks* Family Nutrition range sold close to 300 million sachets in India.

The *Maxinutrition* range, which we acquired in 2011, continued strong growth in 2012 of 21%. We have announced a review evaluating strategic options for our *Lucozade* and *Ribena* drinks brands, which are primarily marketed in established western markets. These brands are iconic and the review will look at the best ways to ensure their continued growth.

Our Skin health business registered a 1% decline in 2012. Strong performances in wound care with *Bactroban* in China and good growth on lip care with *Zovirax* and the introduction of *Abreva Conceal* in the USA were offset by declines on *Hinds* in Latin America and *Oilatum* in the UK.

Operating profit of £0.9 billion fell 9%, reflecting the disposal of the non-core OTC brands.



**Strategic review** Grow a diversified global business  
**Consumer Healthcare continued**

Case study

**Reaching into rural communities**

Our Indian business is our fastest-growing Consumer Healthcare business, with average sales growth of 18% over the past five years. The business generated revenues of over £400 million in 2012.

Operating across Nutrition, Total wellness and Oral care categories we have a number of leading brands in India, but the biggest by far is *Horlicks*. In 2012, we sold close to 150 million drink sachets of *Horlicks*.

But in India, *Horlicks* is more than a drink. We have evolved this iconic household brand into a range of nutritional products, including breakfast cereals, biscuits and instant noodles. The original trademark product has diversified into specialised formulations for different consumers including Junior *Horlicks*, Women's *Horlicks* and Mother's *Horlicks*.

We have been increasing availability of *Horlicks* in rural markets, reaching an additional 10,000 villages in 2012. In addition, harnessing the popularity and strong reputation with Indian consumers of the brand, we are working with community organisations, schools, mothers' groups, local doctors, pharmacies, and mobile vans to provide advice and education on health and nutrition in remote rural communities where up to 70% of the population lives.

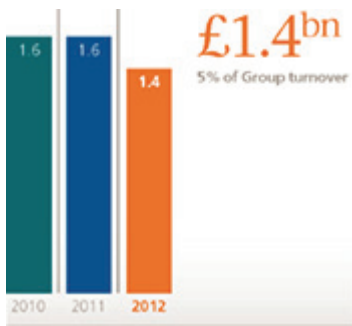
Through this network, we are also working with local healthcare providers to increase these communities' access to key medicines to treat diseases that greatly worsen the blight of malnutrition. We are concentrating efforts on improving access to medicines such as *Zentel* for worm infestations, *Fesovit* for iron deficiency, other vitamin and mineral supplements and treatments for respiratory problems.





# ViiV Healthcare

## Turnover £bn



## Operating profit £bn



## Breakdown of turnover

	£m	Growth CER %
1 <i>Combivir</i>	179	(43)
2 <i>Eпивir</i>	49	(54)
3 <i>Epzicom/Kivexa</i>	665	10
4 <i>Lexiva</i>	127	(9)
5 <i>Selzentry</i>	128	20
6 <i>Trizivir</i>	107	(13)

**Our HIV/AIDS business withstood generic competition on a number of products, finishing the year with a significant filing.**

### Marketplace

In 2012 an estimated 34 million people worldwide were reported as living with HIV.

The market for HIV medicines is highly competitive with multiple new market entrants and an increasing number of generic competitors in the USA and Europe. Scientific progress in HIV is marked by new therapies that can provide benefits over existing medicines' efficacy, tolerability and resistance profiles.

### Performance

In 2012, turnover for ViiV Healthcare was £1.4 billion, down 10% from the previous year. The decline in sales was anticipated as our mature product portfolio including *Combivir*, *Eпивir* and *Ziagen* in the USA experienced generic competition. This impact was partly offset by strong performances from *Epzicom/Kivexa* and *Selzentry/Celsentri*.

Sales of *Epzicom/Kivexa* grew by 10% to £665 million, while sales of *Selzentry/Celsentri* were £128 million, up 20%. This was driven by increasing early-line use in the USA and broader uptake of genotypic tropism testing in Europe. Rapid expansion of *Selzentry/Celsentri* continued in the international region with first-line approvals in several large markets including Japan, Argentina and Australia.

Despite the fall in sales, operating profit of £0.8 billion was flat in CER terms, primarily reflecting robust cost control and changes in the mix of products sold.

ViiV Healthcare was established by GSK and Pfizer in 2009. In October 2012 ViiV Healthcare and Shionogi agreed that ViiV Healthcare would acquire exclusive global rights to the co-developed portfolio of investigational integrase inhibitors, including dolutegravir.

The new agreement enables ViiV Healthcare to advance the portfolio most effectively and efficiently while maximising the full potential long-term value of the assets. In return Shionogi receives representation on the ViiV Healthcare board and becomes a 10% shareholder in the company.

Regulatory submissions for our investigational integrase inhibitor dolutegravir in Europe, the USA and Canada were completed following receipt of Phase III data from the comprehensive trial programme in naive and treatment-experienced patients. The FDA has now granted this priority review. Submission of regulatory files for a dolutegravir fixed-dose combination with *Epzicom/Kivexa* is anticipated in 2013.

Providing a comprehensive, sustainable approach to improving access to HIV medicines remains a key priority for ViiV Healthcare. This commitment covers 135 countries including middle-income countries, low-income countries, least-developed countries and sub-Saharan Africa. We offer royalty-free voluntary licences and not-for-profit pricing in all low-income and least-developed countries and in sub-Saharan Africa, where 75% of all people with HIV currently live. In middle-income countries, the approach is on a case-by-case basis, taking into account the local needs, with a tiered-pricing policy based on Gross Domestic Product and the burden of the epidemic to improve affordability. All marketed and pipeline HIV medicines are covered by our access policy.

ViiV Healthcare also spearheaded initiatives to address paediatric HIV in 2012. These include a collaboration with the Clinton Health Access Initiative (CHAI) and Mylan Pharmaceuticals to produce a taste-masked, dispersible medicine for paediatric use in resource-limited settings. Significant unrestricted educational grants were also provided to five organisations to support the collection of paediatric data, information and research. Through the Positive Action programme and Positive Action for Children Fund, ViiV Healthcare also continued to make important progress in supporting the community response to HIV/AIDS.

## Strategic review



# Deliver

more products  
of value

## Overview

We have changed our R&D organisation so that it is better able to sustain a pipeline of products that offer valuable improvements in treatment for patients and healthcare providers.

We have increased the level of externalisation of our research, allowing us to access new areas of science and to share the risk of development with our partners. We have also changed our processes to make decisions earlier around pipeline progressions, so that only those medicines that are significantly differentiated from existing therapies are progressed.

We have broken up the traditional hierarchical R&D business model and created smaller, more agile groups of scientists who are accountable for delivering their projects.

All of this has been underpinned with a focus on improving the rates of return in R&D and being more rigorous in how we allocate investment across Pharmaceutical, Vaccine and Consumer Healthcare R&D.

**Progress**

During 2012, new vaccines were approved for flu, meningitis and meningitis-Hib. We received two significant new indications for existing medicines treating cancer and hepatitis.

We also filed six key new products for approval with regulators, including treatments for respiratory disease, cancer, HIV and diabetes. This is an unprecedented level of late-stage pipeline delivery for the company.

Overall, our return on R&D investment has been increasing and we remain confident we can reach our long-term goal of 14%.

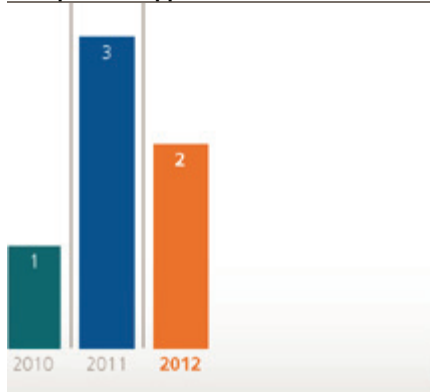
**Sales of new Pharmaceuticals and Vaccines products £bn**



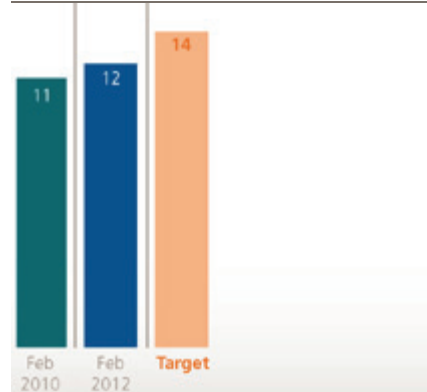
**Core R&D expenditure £bn**



**New product approvals in the USA**



**Estimated rate of return in R&D %**



**Priorities**

A key focus for 2013 will be to successfully progress the six key product filings we have made, although clearly decisions on approval of these assets will be made by regulators.

We are increasingly confident in our ability to sustain pipeline delivery and we expect to receive Phase III data on a further 14 assets in 2013 and 2014. Delivery of this data-flow over the next two years is a priority for the Group.

We will also continue to drive improvements in ways of working across the R&D organisation, so that the increasing levels of output can be maintained without increased expenditure.

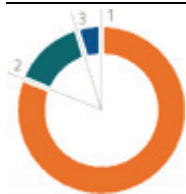


**Strategic review** Deliver more products of value

# Investment in R&D

Research and development is critical to ensuring we have a sustainable business, and that we can continue to offer new medicines, vaccines and consumer products that can help people live longer and healthier lives.

## Core R&D expenditure 2012



	€m
1 Pharmaceuticals	<b>2,821</b>
2 Vaccines	<b>498</b>
3 Consumer Healthcare	<b>155</b>

Our primary goal in R&D is to develop our pipeline products safely and efficiently to produce innovative new medicines that provide improved treatments that are valued by both patients and payers.

More than 12,500 people work across our R&D organisation, with many of these based in our large R&D centres in the UK, USA, Belgium and China. In 2012, our R&D expenditure before non-core items was £3.5 billion, representing 13.1% of total turnover.

Our R&D expenditure is split into three parts, with proportions devoted to our three areas of business: Pharmaceuticals, Vaccines and Consumer Healthcare. We allocate R&D investment consistently and rationally across the three businesses. Investment in R&D is based on where we see the best opportunities in both the market and the science, rather than as a fixed proportion of sales. Overall, our R&D budget has remained relatively flat for the past four years.

The discovery and development process is long, expensive and uncertain – especially in Pharmaceuticals and Vaccines R&D – and it is not possible to predict which projects will succeed or fail. Further information is discussed in pages 33 to 41.

### Rate of return in R&D

Declining R&D productivity is an issue that the pharmaceutical industry as a whole has faced in the past decade. As a result it has become more important for companies to provide a greater level of transparency on the returns that their R&D organisations make to determine capital investment allocation.

The returns generated from R&D are primarily determined by the commercial success of new medicines and vaccines as they achieve regulatory approval and are launched.

In 2010, GSK became the first major pharmaceutical company to publish an internal rate of return (IRR) on our R&D investment, to indicate the positive value being realised from our choices within the R&D organisation. IRR provides a measurement offering an insight into how we manage our R&D business. This is based on a complex methodology that weighs the R&D costs incurred to discover and develop our late stage pipeline projects against the profits of new medicines and vaccines as they achieve regulatory approval and are made available to patients. It incorporates actual and predicted sales figures on probabilities of success for medicines in the pipeline. We also take into account an estimate of attributable R&D costs, estimated profit margins, capital investment and working capital requirements.

We have stated our long-term aim of increasing our rate of return on R&D investment to 14%. In February 2012 we announced an IRR of around 12%. This was an increase from an 11% IRR calculated in February 2010. The IRR figure will be updated every 2-3 years, with the next published figure in 2014.

The calculation at February 2012 of the estimated rate of return on R&D spending included products launched from 1 January 2009 to 31 December 2011 and compounds in phases IIb and III of the development process. The calculation is based on actual sales from 2009 to 2011, and forecast sales up to 2032, adjusted to reflect expected failure rates, which are broadly in line with standard industry failure rates. The cost base used in this calculation comprises an estimate of attributable R&D costs and actual and projected milestone payments where appropriate. Estimated working capital requirements are factored into the calculation, based on our historical performance.

We are confident we are on track to deliver our long-term goal to improve returns to around 14%.

Details of the full product development pipeline, made up of both pharmaceutical and vaccine assets, are set out on pages 225 to 228 and on our website. The performance of marketed products is discussed in detail under 'Financial review 2012' on pages 57 to 59.



# Pharmaceuticals R&D

To be successful over the long term, we need the investments we are making in our pipeline to lead to new medicines that will be valued by patients and those who pay for the treatments.

## Highlights

- Two new significant indications for existing medicines *Promacta* and *Votrient*
- Filing for six new medicines, treating respiratory disease, cancer, HIV and diabetes, submitted to regulators
- New areas for early stage research identified following investment review

## Core Pharmaceutical R&D investment in 2012



	£m
1 Discovery	800
2 Development	1,655
3 Facilities and central support	366

2012 was a year of significant progress for our R&D organisation.

In the course of the year, we received two new significant indications for existing medicines; *Promacta* for thrombocytopenia associated with hepatitis C and *Votrient* for the treatment of soft tissue sarcoma. In addition, we submitted six key new medicines to regulators: respiratory medicines *Relvar/Breo* and *Anoro*; oncology medicines dabrafenib and trametinib (BRAF and MEK); dolutegravir for HIV; and albiglutide for diabetes.

Two new chemical entities moved into Phase III development in 2012, while no assets were terminated from Phase III development, as listed on page 40.

Our Core Pharmaceuticals R&D expenditure was £2.8 billion in 2012, a decline of 5% from 2011. We continue to move towards sustainable replenishment of our late-stage pipeline.

More than 10,000 people work in Pharmaceuticals R&D, and we view our research projects as early stage – discovery – or late-stage – development.

## Discovering new medicines

Our early stage R&D (drug discovery) seeks to identify the biological targets involved with the development of diseases, and then to create small molecules or biopharmaceuticals that interact with these disease targets, ultimately leading to new medicines. The sheer scale of scientific discoveries makes it essential that we are highly selective in where we invest our drug discovery resources. We focus on those areas we consider most likely to lead to significant medical advances.

Over the last six years, we have transformed our R&D organisation to become more efficient and productive.

The process began in 2007, when all therapy areas were reviewed to seek the most scientifically promising areas for drug discovery and to move the organisation from a culture predisposed to reinvest in existing areas. In 2008, as a result of this therapy area rebalancing process, we changed our business model, moving to smaller, more agile and focused Discovery Performance Units (DPUs) of between five and 70 scientists. Each DPU works on a particular disease or pathway, and is responsible for discovery and development of potential new medicines through to early stage clinical trials (up to the completion of Phase IIa).

As part of this new model, DPUs were given their own budgets and a three-year window to complete specific tasks. The business plans of each DPU identified specific targets and investment across multiple years. The plans also included opportunities for collaboration with external organisations, such as large and small companies and academia. Our internal R&D expertise gives us a strong basis in identifying and forming these collaborations, which in drug discovery are typically in-licensing or option-based.

The three-year mark for most DPUs was reached in late 2011/early 2012 and their business plans were reviewed by the Discovery Investment Board (DIB), which identified areas for improvement and suggested agreed progress targets and investment levels. Membership of the DIB comprises senior R&D and commercial management, and external individuals with expertise including life science investment experience and understanding of payer perspectives. It is chaired by the President of R&D.

The overall review of the DPUs was positive and led to a number of new investment allocations in discovery research. Over the course of 2012, four new DPUs have been created and three have been closed. In addition, scientists submitted more than 50 proposals for new discovery performance units.

**Strategic review** Deliver more products of value  
**Pharmaceuticals R&D continued**

This outcome is consistent with our intentions of the DPU structure and DIB review – to retain flexibility in our discovery research investment and to ensure we remain focused on where the scientific opportunity remains greatest. This will be our way of working in the future so we can remain flexible as the landscape changes.

Overall our discovery expenditure remained flat at approximately £800 million. No individual project has annual expenditure of more than 10% of the total annual R&D expenditure. Investment decisions have been made where the science presents a compelling case and there remains a need for new treatments.

We have learned a great deal from the first DIB review and we now expect to deliver up to 30 assets to ‘commit to medicine development’ (typically Phase IIb) over the next three years.

This increase in productivity would mean GSK is moving towards sustainable replenishment of its late-stage pipeline, with no increase in cost.

**Developing medicines for patients**

A compound that advances into late-stage development (typically after Phase IIa) will undergo much larger-scale studies in humans to investigate further its efficacy and safety.

At the same time, we work to optimise the compound’s physical properties and its formulation so that it can be produced efficiently and in sufficient quantities through the manufacturing process. We then convert the results of these activities into a regulatory file for submission to regulatory agencies.

Medicines Development Teams (MDTs) are small units of six to ten people who have responsibility for a compound through the later stages of development to filing with the regulatory agencies. There are over 30 assets in late-stage development.

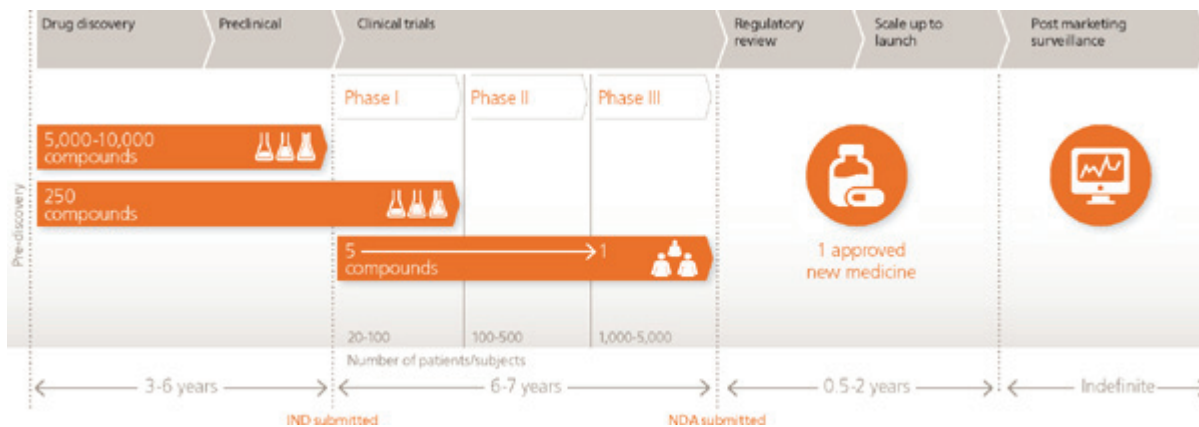
We also actively seek opportunities to add products to our pipeline through alliances with other companies. For late-stage assets, these typically take the form of in-licensing or co-promotion arrangements and are most likely to be aligned to existing areas of therapy expertise or investment.

The Portfolio Investment Board (PIB) assesses the technical, commercial and investment case for each project to progress in development. The PIB is co-chaired by the Chairman of R&D and the President of North America Pharmaceuticals, and includes the heads of each pharmaceutical region along with the head of global manufacturing.

The PIB is accountable for investment decisions and funding allocation across all late-stage Pharma R&D investments (Medicines Discovery and Development, Biopharm R&D, Oncology, Stiefel, Rare Diseases and Emerging Markets R&D). This allows investment decisions to be made in a holistic way, ensuring a balance and diversity of assets of differing risk profile, novelty, opportunity, development cost and potential to be reimbursed by payers.

Projects are reviewed by the PIB at certain key decision points: ‘Commit to Medicine Development’, ‘Commit to Phase III’ and ‘Commit to File and Launch’. Funding is generally allocated up to the next key decision point, typically between two and four years ahead. The PIB also carries out an annual late-stage funding review, where investment in all projects is reviewed, adjusted if necessary and prioritised. No individual late-stage project has incurred annual expenditure of more than 10% of the total annual R&D expenditure.

**Timeline and development stages for pharmaceutical research**





Case study

**Concentrating on development**

It is estimated that it takes between nine and 15 years to take a medicine from initial research to the point it is approved by regulators and made available to patients. Our R&D organisation has been working to reduce this time.

Two cancer medicines recently submitted to regulatory authorities, dabrafenib, our BRAF inhibitor, and tramatenib, our MEK inhibitor, both for malignant melanoma have shown that this can be done. Submissions to regulators took place less than seven years from the time our teams selected these compounds as potential anti-cancer treatments. We were able to do this by developing a deep understanding of how these compounds worked so that we could design clinical trials to include patients whose tumours had a specific genetic mutation that made them susceptible to these investigational medicines.

Because both compounds worked against tumours with a genetic mutation, we collaborated with another company to develop a diagnostic test to identify tumours carrying this mutation.

Pictured: Representation of melanoma cells.



Random12 Medical Animation

2-54 Strategic review

55-86 Financial review & risk

87-136 Governance & remuneration

137-229 Financial statements

224-248 Investor information



## Strategic review Deliver more products of value Pharmaceuticals R&D continued

Sales of new pharmaceutical products launched over the last 5 years grew by 34% and represented 7% of total pharmaceutical sales.

### Governance

The R&D governance structure has been developed to ensure clearer accountabilities and product reviews. The oversight of strategic issues and overall budget management across R&D is owned by the R&D Executive team (RADEX). DIB and PIB control investment decisions in early and late-stage R&D, as described above.

The Scientific Review Board (SRB) is the governing body accountable for the scientific assessment of the R&D portfolio to support investment decision making at the Portfolio Investment Board (PIB). At the SRB, there will be a debate, review and endorsement of a unified R&D view on the scientific aspects of all assets. The SRB establishes a view on the overall scientific promise of the asset; development plan to deliver the asset; cost effectiveness of the clinical plan; opportunities and risks to the likely product profile; and gaps where evidence is missing or remains uncertain. The SRB view is the formal R&D position communicated at PIB.

Two other important governance boards in R&D are the Technology Investment Board (TIB), which makes investment decisions for new platform technologies and licensing or options-based collaborations up to the point of entry into clinical trials; and The New Product Supply (NPS) Board, which is the governing body accountable for the technical feasibility and infrastructure assessments covering all aspects of the physical product and supply chain.

In 2012 we developed and launched a global regulatory board to enhance compliance with company-wide standards, make regulatory services more efficient and agile, and further align capabilities with business needs at global and local levels. This organisation is led by the Chief Regulatory Officer.

### Case study

#### Opening up access to trial data

Clinical trials are a vital part of the development process for all new medicines and vaccines. We recognise the importance of sharing research from trials to help advance scientific understanding and inform medical judgment.

Access to patient-level data from clinical trials can be valuable for researchers who want to learn about existing medicines and improve patient care. For a number of years GSK has responded to external requests for patient-level data on a case-by-case basis. Now we will be more proactive, allowing researchers to request anonymised patient-level data from our published clinical trials of approved or terminated medicines. This will enable researchers to examine trial data more closely or combine data from different studies to conduct further research.

Researchers will be able to submit their requests via a dedicated website. To ensure these requests have a valid scientific basis we have established a fully independent panel to oversee requests and grant access.

Expanding on this, in 2013, we were the first company to sign up to the AllTrials campaign, which calls for registration of clinical trials, the disclosure of clinical trial results and publication of clinical study reports which detail the design, methods and results of clinical trials and form the basis of submissions to regulators.

We also announced plans to make clinical study reports for our medicines publicly available through the GSK Clinical Study Register once the medicines have been approved or discontinued from development and the results have been published. We will put in place a dedicated team to work back over time to post reports for all approved medicines dating back to the formation of GSK, starting with those most commonly prescribed. Patient data in the clinical study reports will be removed to ensure patient confidentiality is maintained.

These steps further advance our long standing commitment to openness and transparency of clinical trials. We already publish summary results – whether these are perceived to be positive or negative – of every research trial on the GSK Clinical Study Register. Almost 5,000 clinical trial result summaries are now available and the site receives on average almost 11,000 visitors each month.

Individuals participate in our research in the hope they might bring advances in healthcare. Our new plans acknowledge their commitment and reflect our desire to ensure that their contribution can lead to health gains, while safeguarding their confidentiality.



# Vaccines R&D

Our Vaccines R&D is centred on discovering and developing prophylactic and therapeutic vaccines to protect people against infectious diseases, cancers and chronic disorders.

## Highlights

- Three newly approved vaccines in *Nimenrix*, *MenHibrix* and *Fluarix* Quadrivalent
- Additional Phase III data on malaria vaccine announced

We invested £498 million in core vaccines R&D in 2012 and we have more than 1,600 scientists working on the development of new vaccines.

During the year three new vaccines were approved; *Nimenrix* for meningitis and *MenHibrix* for meningitis Hib and a quadrivalent flu vaccine.

In addition we currently have around 20 vaccines in development for a range of diseases, from malaria to tuberculosis and cancer. We currently have four vaccine candidates in late-stage development: with trials in zoster, malaria, MMR (USA) and our therapeutic vaccine MAGE-A3.

In November we published the latest results from the Phase III study into our adjuvanted malaria vaccine candidate (RTS,S) which is ongoing in seven countries in Africa.

Our R&D effort is focused on the development of new prophylactic and therapeutic vaccines.

## Discovery research

The discovery and development of a new vaccine is a complex process requiring long-term investment. Typically it takes 10–12 years to develop a new vaccine.

Vaccine discovery begins by identifying new antigens, which are specific structures on pathogens (viruses, bacteria or parasites) or on cancer cells that are recognised by the immune system. We then produce these pathogens in yeast, bacteria or mammalian cells and genetically manipulate them so that they can be purified and formulated into a vaccine. It is the antigen that creates the body's immune response.

We often work with academia and the biotech industry to identify these new vaccine antigens. In some cases, formulation of the vaccine into clinical lots involves mixing antigens with GSK proprietary adjuvant systems.

Vaccine manufacturers use adjuvants to improve the specific immune system's response to antigens contained in vaccines. We have been innovating in the area of adjuvant systems for more than 20 years.

Our proprietary adjuvant systems combine adjuvants to give the most appropriate immune response to a specific antigen. Our expertise allows us to understand which combinations of antigen and adjuvant system can help the body mobilise the most effective immunological pathway, and so provide maximum protection against specific diseases in targeted populations.

Candidate vaccines are usually a combination of several antigens, and the final composition of the vaccine (antigens and adjuvant) may change over time. The preclinical research usually takes two to five years and later stage clinical trials usually take another 8–10 years.

As well as the discovery of new vaccines in early development projects, R&D supports late-stage projects such as the inclusion of new antigens in existing vaccines to create new generation vaccines.

Traditionally, vaccines have been used to prevent illness. However, we are pioneering a different approach designed to programme the body's immune system to fight existing diseases and so represents a new treatment model as a therapeutic vaccine. We are evaluating the immunotherapeutic concept against a variety of tumour types.

**Strategic review** Deliver more products of value  
**Vaccines R&D continued**

**Governance**

In 2012 we further consolidated the organisation of vaccine discovery and development teams, to simplify the infrastructure, focus on timely decision making and enhance clarity and accountability. Vaccines research and development are led by Project Teams and Vaccine Leadership Teams, which are responsible for day-to-day progress, including identifying and developing new products.

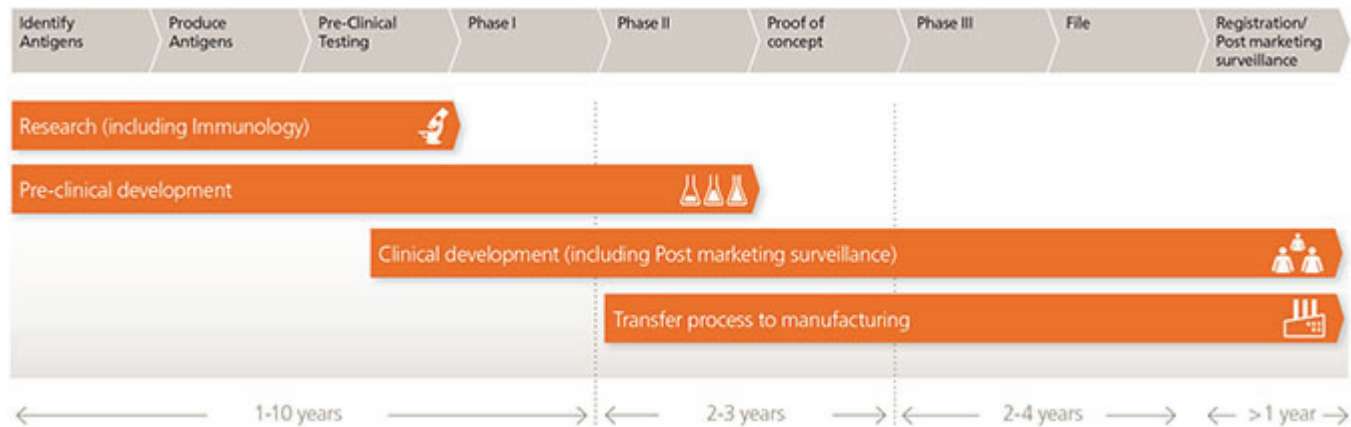
There are several key decision points in the vaccine development process: commit to research (decide to initiate full research program), commit to candidate development (decide to invest resources to move to clinical development); commit to early clinical development; commit to Phase III; registration and launch.

Oversight of these key decisions rests with two bodies: the Vaccine Development and Commercial Board (VDCB) and the Vaccine Investment Board (VIB). The VDCB reviews the research project strategy and advises on its scientific, technical and commercial feasibility.

The board has an overall view on all projects, from early to advanced projects. The VDCB's core members come from across the organisation. The VDCB recommendation to progress a project is submitted to the VIB.

The VIB has the final decision on whether to invest in a project, taking into account the scientific and commercial perspectives reviewed by the VDCB. The VIB evaluates the public health benefit, business opportunity, development costs and risks, the project timing and the overall evolution of our portfolio of vaccines. The VIB is also responsible for assessing the overall fit of the project in our vaccines portfolio.

**Vaccines research and development cycle**



# Consumer Healthcare R&D

While innovation timelines in consumer healthcare products are significantly shorter than those in Pharmaceuticals, satisfying the needs of the consumer remains our central focus.

## Highlights

- 44 new product-market combinations
- Total proportion of sales from innovation products was 13%
- New R&D centre in China based on meeting the needs of the Chinese consumer market

Investment in our core Consumer Healthcare R&D was £155 million in 2012, up from £146 million in 2011. With more than 600 people in the UK, USA, India and China working on consumer R&D, our intention is to develop innovative, category-defining products, differentiated by science and informed by consumer insights.

Our innovation portfolio is a critical element of our Consumer Healthcare strategy, ensuring a sustainable flow of new, scientifically-differentiated products. These often include new technologies and formulations as well as product line extensions.

Sales from our innovative products launched in recent years were 13% of Consumer Healthcare global sales in 2012, with key contributions coming from *Sensodyne* Repair & Protect, *Panadol* Extra Advance and Smoking reduction and Cessation Mini Lozenges.

Innovative new products launched in 2012 included:

- *Tums Freshers* – developed following consumer insights, this first-of-its-kind product combines the therapeutic benefits of calcium carbonate for heartburn relief with effective breath fresheners.
- *Abreva Conceal* – a clear, non-medicated patch that instantly conceals cold sores, met consumer desire to address appearance concerns from a troubling, recurring condition. Designed to be used over Abreva cream, the patented MicroAir technology in the patch provides a protective barrier against contaminants for eight hours while allowing air in to promote healing.
- *Horlicks Growth+* – this new addition to the *Horlicks* range contains 100% milk protein, 30 micronutrients, a balanced macronutrient energy profile and other ingredients important for growth. The formulation was developed following research on the impact of nutritional supplementation in children, including a major study testing the benefits of *Horlicks*.

Through our partnership with the McLaren Group, our nutrition scientists developed two bespoke *Lucozade* formulations to support the specific nutritional needs of their Formula One drivers. The *Lucozade* Hydration Formulation contains a determined mix of essential hydration salts, carbohydrates and proteins to support optimal performance; the *Lucozade* Race Formulation enhances performance in high temperatures while addressing needs for weight management, mental focus and speed of absorption. These formulations will be launched in 2013, targeting the unique needs of athletes, serious sports people, and those involved in high-intensity endurance exercise.

Given the importance of the Chinese market we have opened an R&D Innovation Centre in the country that will be concentrating on developing new products for this fast-growing market. Researchers will focus on innovations specifically developed to meet the needs of consumers in China.

**Strategic review** Deliver more products of value

# Late stage pipeline summary

We have a full and diverse product development pipeline

We identified below projects comprising new chemical entities, biological entities or vaccines, new combinations and new indications for existing compounds that are in Phase III, have been filed for approval or have been recently approved. The most advanced status is shown and includes 2013 approvals.

<h1>8</h1>	<h1>6</h1>	<h1>14</h1>	<h1>2</h1>
approvals in USA or EU since January 2012	key medicines filed since January 2012	Phase III assets delivered key data during 2011 and 2012	new first Phase III starts since January 2012
<ul style="list-style-type: none"> <li>• <i>Fabior</i> for acne vulgaris (USA)</li> <li>• <i>MenHibrix</i> for N.meningitis (C&amp;Y) and H.influenza type b disease prophylaxis (USA)</li> <li>• <i>Nimenrix</i> for N.meningitis (A,C, W &amp;Y) disease prophylaxis (EU)</li> <li>• <i>Promacta</i><sup>†</sup> for hepatitis C induced thrombocytopaenia (USA)</li> <li>• Quadrivalent flu vaccine for seasonal influenza prophylaxis (USA)</li> <li>• raxibacumab for treatment &amp; prophylaxis of anthrax inhalation (USA)</li> <li>• <i>Sorilux</i> for scalp psoriasis (USA)</li> <li>• <i>Votrient</i> for sarcoma (USA &amp; EU)</li> </ul>	<ul style="list-style-type: none"> <li>• albiglutide for type II diabetes</li> <li>• <i>Anoro</i><sup>†</sup> for COPD</li> <li>• dabrafenib for metastatic melanoma</li> <li>• dolutegravir<sup>†</sup> for HIV</li> <li>• <i>Relvar/Breo</i><sup>†</sup> for COPD and asthma</li> <li>• trametinib<sup>†</sup> for metastatic melanoma</li> </ul>	<ul style="list-style-type: none"> <li>• <i>Anoro</i><sup>†</sup> for COPD</li> <li>• albiglutide for type II diabetes</li> <li>• dabrafenib for metastatic melanoma</li> <li>• dolutegravir<sup>†</sup> for HIV</li> <li>• drisapersen<sup>†</sup> for Duchenne muscular dystrophy</li> <li>• <i>Patrome</i> (IPX066<sup>†</sup>) for Parkinson's disease</li> <li>• migalastat<sup>†</sup> for Fabry disease</li> <li>• <i>Mosquirix</i> for malaria</li> <li>• otelixizumab for type I diabetes</li> <li>• <i>Promacta</i><sup>†</sup> for hepatitis C induced thrombocytopaenia</li> <li>• <i>Relvar/Breo</i><sup>†</sup> for COPD and asthma</li> <li>• trametinib<sup>†</sup> for metastatic melanoma</li> <li>• <i>Tykerb</i> for adjuvant breast cancer</li> <li>• <i>Votrient</i> for sarcoma</li> </ul>	<ul style="list-style-type: none"> <li>• mepolizumab for severe asthma</li> <li>• sirukumab<sup>†</sup> for rheumatoid arthritis</li> </ul>
			<h1>0</h1>
			medicines in Phase III development or registration terminated

**Key:**

**Phase III**

Large comparative study (compound versus placebo and/or established treatment) in patients to establish clinical benefit and safety.

**Filed**

Following successful Phase III trials, we file the product for approval by the regulatory authorities.

**Approval**

Only when approval is granted can we begin to market the medicine or vaccine. Our full pipeline is on pages 225 to 228 and on our website.

<sup>†</sup> In-licence or other alliance relationship with a third party

### Phase III/registration Pharmaceuticals and Vaccines pipeline summary

Therapeutic area	Compound	Indication	Phase III	Filed	Approved
<b>Biopharmaceuticals</b>	Arzerra (ofatumumab) <sup>†</sup>	chronic lymphocytic leukaemia, first line therapy & use in relapsed patients	•		
	Arzerra (ofatumumab) <sup>†</sup>	diffuse large B cell lymphoma (relapsed patients)	•		
	Arzerra (ofatumumab) <sup>†</sup>	follicular lymphoma (refractory & relapsed patients)	•		
	Benlysta (belimumab)	systemic lupus erythematosus	•		
	Benlysta (belimumab)	vasculitis	•		
	mepolizumab	severe asthma	•		
	sirukumab <sup>†</sup>	rheumatoid arthritis	•		
	albiglutide	type 2 diabetes		•	
	raxibacumab	inhalation anthrax			•
<b>Cardiovascular &amp; metabolic</b>	darapladib	atherosclerosis	•		
<b>Immuno-inflammation</b>	vercimon (1605786) <sup>†</sup>	Crohn's disease	•		
<b>Infectious diseases</b>	Relenza i.v. (zanamivir) <sup>†</sup>	influenza	•		
<b>Neurosciences</b>	Patrome (IPX066 <sup>†</sup> )	Parkinson's disease	•		
<b>Oncology</b>	trametinib <sup>†</sup> + dabrafenib	metastatic melanoma, adjuvant therapy	•		
	Tyverb/Tykerb (lapatinib)	breast cancer, adjuvant therapy	•		
	Tyverb/Tykerb (lapatinib)	gastric cancer	•		
	Tyverb/Tykerb (lapatinib)	head & neck squamous cell carcinoma (resectable disease)	•		
	Votrient (pazopanib)	ovarian cancer, maintenance therapy	•		
	Votrient (pazopanib)	renal cell cancer, adjuvant therapy	•		
	dabrafenib	metastatic melanoma		•	
	trametinib <sup>†</sup>	metastatic melanoma		•	
	trametinib <sup>†</sup> + dabrafenib	metastatic melanoma		•	
	Tyverb/Tykerb (lapatinib)	metastatic breast cancer, in combination with trastuzumab		•	
	Votrient (pazopanib)	sarcoma			•
	Revolade/Promacta (eltrombopag) <sup>†</sup>	hepatitis C induced thrombocytopenia			•
	<b>Respiratory &amp; immuno-inflammation</b>	fluticasone furoate (685698)	asthma	•	
Relvar/Breo (vilanterol <sup>†</sup> + fluticasone furoate)		COPD – mortality outcomes	•		
umeclidinium (573719)		COPD	•		
vilanterol <sup>†</sup>		COPD	•		
Relvar/Breo (vilanterol <sup>†</sup> + fluticasone furoate)		asthma			•
Relvar/Breo (vilanterol <sup>†</sup> + fluticasone furoate)		COPD			•
Anoro (umeclidinium + vilanterol <sup>†</sup> )		COPD			•
<b>Paediatric vaccines</b>	MMR	measles, mumps, rubella prophylaxis	•		
	Mosquirix (Malaria RTS,S)	malaria prophylaxis (Plasmodium falciparum)	•		
	MenHibrix (Hib-MenCY-TT)	Neisseria meningitis groups C & Y & Haemophilus influenzae type b disease prophylaxis			•
	Nimenrix (MenACWY-TT)	Neisseria meningitis groups A, C, W & Y disease prophylaxis			•
<b>Other vaccines</b>	Zoster	Herpes Zoster prevention	•		
	Flu (pre-) pandemic	pre-pandemic & pandemic influenza prophylaxis			•
	Flu vaccine	seasonal influenza prophylaxis			•
<b>Antigen-Specific Cancer Immunotherapeutic</b>	MAGE-A3 immunotherapeutic <sup>†</sup>	treatment of melanoma	•		
<b>Rare diseases</b>	MAGE-A3 immunotherapeutic <sup>†</sup>	treatment of non-small cell lung cancer	•		
	drisapersen (2402968) <sup>†</sup>	Duchenne muscular dystrophy	•		
	2696273 <sup>†</sup>	adenosine deaminase severe combined immune deficiency (ADA-SCID)	•		
	migalastat HCl <sup>†</sup>	Fabry disease	•		
<b>Dermatology</b>	alitretinoin <sup>†</sup>	chronic hand eczema	•		
	Duac low dose	acne vulgaris			•
	Fabior (tazarotene foam)	acne vulgaris			•
	Sorilux	scalp psoriasis			•
<b>HIV</b>	dolutegravir <sup>†</sup> + abacavir sulphate + lamivudine	HIV infections – fixed dose combination	•		
	dolutegravir <sup>†</sup>	HIV infections			•

<sup>†</sup> In-licence or other alliance relationship with third party



## Strategic review



# Simplify

## the operating model

### Overview

As our business continues to change shape, we are transforming how we operate so that we can reduce complexity and become more efficient.

Over the past four years we have implemented a global restructuring programme designed to deliver significant savings to support investment in our priority growth businesses as well as offset pressures on the Group's margin resulting from changes in the shape and mix of our business. Savings from this programme have been generated across the business, including in R&D, manufacturing and through the centralisation and streamlining of our support functions such as finance, HR and IT.

As this programme comes to an end, we are continuing to examine further ways to simplify our operating model and increase efficiencies.

We have begun a new major change programme across manufacturing, R&D and Europe to deliver further savings and build capabilities. The new programme includes a series of technological advances and opportunities to eliminate complexities and further improve our competitiveness.

**Progress**

Our restructuring programme has now delivered annual savings of £2.5 billion and remains on track to hit the target we set of £2.8 billion of annual savings by 2014.

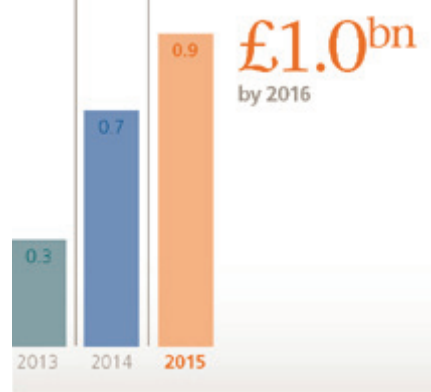
Costs for support functions have been reduced by one-fifth since 2008. We have also reduced our fixed infrastructure R&D footprint by 50% while increasing productivity and output from the pipeline.

Despite reducing our carbon footprint from energy use by 15% since 2010, our total carbon footprint (excluding that from raw materials) increased by 7% compared to 2010 driven by higher inhaler sales. However, current carbon reduction projects should enable us to reach our interim target to cut our value chain carbon footprint by 10% to 13.5 million tonnes of CO<sub>2</sub> equivalent by 2015.

**Operational Excellence annual savings £bn**



**Major change programme anticipated savings £bn**



**Working capital days**



**Pharmaceuticals R&D footprint 000m<sup>2</sup>**



**Priorities**

Through our new major change programme, we have identified £1 billion of additional annual savings by 2016 across manufacturing, R&D and our European pharmaceutical business. Delivering this programme is a key priority over the next three years.

During 2013 we will also be focused on the reform of our supply chain to simplify processes and reduce inventory, cost and complexity.



**Strategic review** simplify the operating model

# Reducing cost and increasing efficiency

**In 2012 we continued to transform our operating model to reduce costs and complexity, and improve efficiency.**

The transformation of our operating model and processes has been a key business strategy, enabling us to standardise and streamline important aspects of our business, including our supply chain.

We have been implementing a restructuring programme to deliver significant savings to support investment in our priority growth businesses as well as offset pressures on the Group's margin resulting from changes in the shape and mix of our business.

## Restructuring programme

A key objective of the Operational Excellence restructuring programme that we began in 2007 was to release resources to invest in our growth strategy. To date, the restructuring programme has delivered approximately £2.5 billion of annual savings and remains on track to deliver £2.8 billion of annual savings by 2014.

A significant portion of the savings generated has been reinvested into business areas that offer potential for future profitable growth, such as emerging markets, Vaccines and Consumer Healthcare. Similarly, some of the savings in R&D costs have been reinvested back into discovery and development research.

The existing Operational Excellence programme is coming to a close and will be superseded by a new major change programme. This will focus on opportunities to simplify our supply chain processes, as previously announced in 2012 and on building the Group's capabilities in manufacturing and R&D, as well as restructuring our European business.

2012 also saw £165 million of restructuring charges relating to the acquisition of Human Genome Sciences (HGS). Total restructuring charges related to HGS are expected to be approximately £204 million, of which most is expected to be a cash cost. The majority of the remaining HGS restructuring charges will be booked in 2013.

## Core Business Services

In early 2011, we created the Core Business Services (CBS) group to centralise our support functions. This brought together functions such as facilities management, HR, IT, finance and procurement in one centralised team, allowing us to streamline those elements and standardise processes. Our intention was to increase our productivity and free up time in the businesses to focus on the execution of business strategy in their local markets.

In 2012 there has been steady progress on the implementation of the CBS platform. A key element of the CBS strategy is the creation of a series of regional multifunctional business service centres (BSCs) to improve service delivery. Three of a planned six centres went online in 2012 and the remainder are expected to be established in 2013. This will mean we need fewer support staff globally while providing more standard and cost effective processes to the Group.

We have also been standardising our processes through the introduction of an enterprise-wide resource planning (ERP) system. By the end of 2012, nine European pharmaceutical markets were enrolled on the commercial ERP system, equating to 43% of our turnover in Europe. We anticipate adding further markets in 2013, covering most of the European markets by the end of the year.

We also introduced improved forecasting and planning processes to 40 Latin American markets, with expected reduction in supply chain operating costs, reduced inventory levels and improved forecasting. The roll-out of the platform across the Group is being accelerated in 2013.

## Supply chain and global manufacturing

We have 87 sites in 34 countries manufacturing our vaccines, pharmaceuticals and consumer healthcare products. A large part of our network – 74 sites – is the responsibility of Global Manufacturing and Supply (GMS) with more than 27,000 people involved in the manufacture and supply of our pharmaceutical and consumer healthcare products. A further 13 sites are operated by our Vaccines business.



A key focus within our manufacturing organisation has been supply chain restructuring to create better end-to-end processes which reduce costs and are more responsive to customer demand. In 2012, our Consumer Healthcare business established a fully integrated supply chain, a first for GSK. Significantly greater operating flexibility is already apparent and has allowed the business to respond more effectively to some supply related challenges during the year. We are now extending this approach to our pharmaceuticals and vaccines supply chains.

Our Inventory Reduction Programme, which is focused on the improvement of our manufacturing and supply processes, helped to reduce our days inventory outstanding by 9% (calculated on a CER basis) over the course of the year.

Throughout 2011 and 2012 we have also sought to reduce cost through simplification of our product portfolio by removing small volume, least commercially important packs and standardising pack presentation formats. We have now set a revised target to remove a further 25% of packs by 2016 and to achieve a 50% improvement in standardisation in the same period.

Over the past five years, our manufacturing organisation has restructured and rationalised its network, streamlined the operating model and improved site performance to deliver savings of approximately £930 million per annum.

### Environmental efficiencies

Environmental sustainability is a priority for GSK. By reducing our footprint, using resources more efficiently, and working with others to tackle these challenges, we can reduce costs, build competitiveness and create trust in our business.

Despite reducing our carbon from energy use by 15% since 2010, our total carbon footprint (excluding that from raw materials) has increased by 7% from 2010 driven by higher inhaler sales. (More on page 54).


### Case study

## Squeezing production times

Our manufacturing network is a lynchpin in our ability to both make and distribute products around the world. It also offers an important opportunity to make efficiencies, as work done at our toothpaste manufacturing plant in Maidenhead in the UK last year has demonstrated.

Through a step-by-step analysis of the process involved in changing from the manufacture of one product to another, our staff on the production line identified changes that could cut the time taken to changeover by 60%, saving 250 hours of production time per year. Shaving this time off freed-up production time, helping to provide manufacturing capacity to produce an additional 6.7 million tubes of toothpaste per year.

We're now looking at ways that we can share this learning to create a standard of performance excellence across all of our supply chains.



Iain Crockett

**Strategic review** simplify the operating model

# Our financial architecture

**Our financial architecture is designed to support the execution of the Group's strategy, and to enhance the returns it delivers to shareholders.**

GSK's financial architecture has established four key financial priorities for GSK in delivering sustainable sales growth, improving our operating leverage, improving financial efficiency and converting more of our earnings into cash. By applying this framework we can drive better and more consistent decision making across the company and improve delivery of our key financial objectives of earnings per share growth and free cash flow generation, which can then be returned to shareholders or reinvested in bolt on acquisitions, wherever the most attractive returns are available. Our decisions are rigorously benchmarked using a CFROI returns based framework.

## Sales growth

Although reported sales for the year were down 1% for 2012, sales were flat adjusting for the disposal of our non-core Consumer Healthcare brands. This reflects continued strong performance from our 'growth' businesses in the emerging markets helping to offset pressure in western markets, especially weaker than expected performance in Europe. As we move into 2013 we expect to deliver sales growth of around 1% CER.

## Operating leverage

In 2012 the core operating margin declined by 0.6 percentage points to 31.5%, of which 0.3 percentage points was due to the expected impact of the HGS acquisition. The remaining 0.3 percentage points was due primarily to the impact of maintaining flat SG&A on lower turnover, partially mitigated by lower R&D expenditure. We remain focused on managing our cost base more effectively. Our Operational Excellence programme started in 2008 and has now delivered annual savings of £2.5 billion. We have also launched a new change programme to deliver further annual savings of £1 billion by 2016.

We continue to balance cost savings with continued investment in the business to support preparedness to launch our R&D pipeline which will be a key driver of future sales growth. With increasing pipeline sales contribution from the end of 2013, we remain confident that we can drive improvement in the core operating margin over the medium term.

## Financial efficiency

Despite the pressure on the operating margin in 2012, financial efficiencies delivered significant value in 2012 and contributed positive leverage to the Group's reported earnings per share for the year.

In 2011 we set out a target to reduce by 200 basis points our net funding costs which were over 8% in 2010. We have delivered this a year earlier than expected. Our net funding costs for 2012 were around 6%, despite our net debt position growing from £9 billion to £14 billion. This has enabled net interest payments for the year to remain broadly flat.

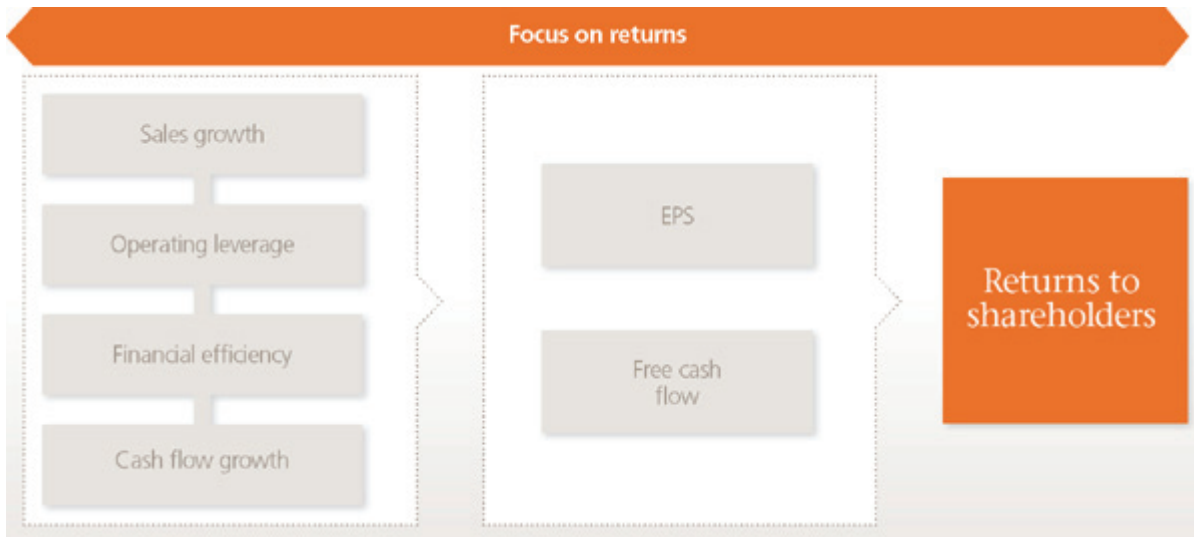
We also continue to develop our tax strategy and a number of moves to update our structure and settle outstanding claims have allowed us to reduce our 2012 core tax rate to 24.4%, a rate that delivered our target of 25% two years earlier than expected. We expect a core rate of 24% in 2013.

We continue to focus on the alignment of our tax strategy with our future business and have implemented a number of measures to centralise our Pharmaceutical intellectual property and product inventory ownership in the UK.

## Earnings per share

In 2012, the significant progress in improving our financial efficiency, together with our reinitiated share buyback programme, enabled us to maintain flat core EPS compared with 2011 (on a CER basis), despite the decline in sales. In 2013, we expect to deliver core EPS growth of 3-4% CER, based on the IAS 19 (Revised) adjusted EPS for 2012 of 111.4p.

## Financial architecture to drive improved returns



### Cash conversion

We see significant opportunity to enhance cash conversion through greater focus on cash generation and capital allocation. A particular focus is on our working capital and in 2012 we made significant progress. We reduced the working capital cash conversion cycle from 202 to 194 days. We have already made good progress on payables and receivables and are now focused on addressing the Group's inventory position in a sustainable and secure way. We are developing an end-to-end supply chain that joins our manufacturing and commercial businesses and increases visibility to improve flexibility and responsiveness, reducing the inventory required and releasing cash we can reinvest in the business.

### Returns to shareholders

Free cash flow is available to invest in the business or to return to shareholders consistent with maintaining our targeted credit profile. The priority is to cover the dividend but we intend free cash flow above and beyond this requirement to be available for share buybacks or bolt-on acquisitions, wherever the most attractive returns are available. The decision as to how to allocate such cash flow is rigorously benchmarked using a returns-based framework based on CFROI comparisons.

In 2012 we returned £6.3 billion of cash to shareholders. We paid £3.8 billion in dividends, with our ordinary dividend up 6% to 74p per share. In addition we bought back £2.5 billion of shares as part of the long term programme we started in 2011.

In 2013 we expect to deliver continued dividend growth and we are targeting share repurchases of £1–2 billion.

### Measurement and reporting

We have improved our financial reporting to align it more closely with our financial architecture. We are providing more data and insights into the progress we are making in each of our businesses and regions and on our progress against the key drivers of operational and financial efficiency. From 2012, we transitioned our reporting to a core basis, enabling greater visibility of the underlying performance of the business.

More details on the transition to core reporting are provided on page 56.

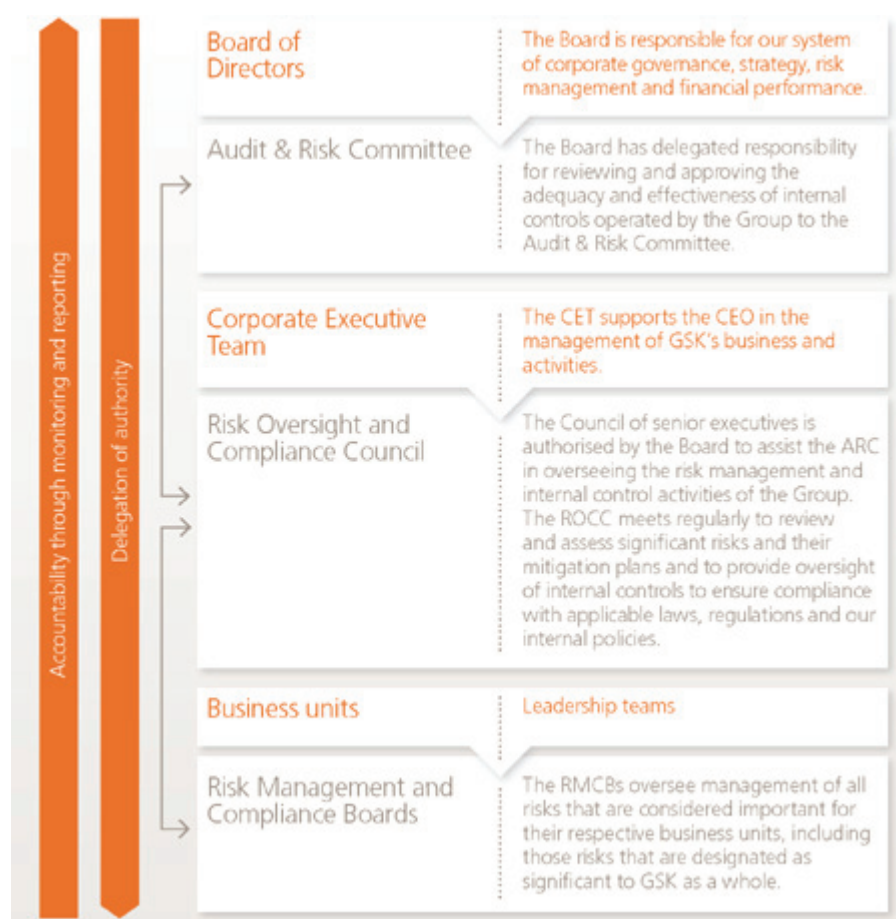


**Strategic review** simplify the operating model

# Identifying and managing risk

We manage risk to our business by embedding clear processes to do this in our management practices.

## Our risk management processes



We have a clear framework for identifying and managing risk, both at an operational and strategic level. Our risk identification and mitigation processes have been designed to be responsive to the constantly changing environment.

The Group's key risks are categorised as follows and full descriptions and specific mitigating activities are set out on pages 78 to 86.

- Delivering commercially successful new products
- Protecting intellectual property rights
- Ensuring product quality
- Maintaining product supply
- Securing adequate pricing and reimbursement
- Compliance with relevant laws and regulations
- Changing global political and economic conditions
- Managing alliances and acquisitions
- Compliance with financial reporting and disclosure requirements
- Compliance with tax law and managing treasury investments
- Compliance with anti-bribery and corruption legislation
- Potential litigation
- Managing environmental, health, safety and sustainability compliance
- Concentration of sales to wholesalers
- Protecting our information

# Responsible business

In 2012, we made substantive moves to increase access and transparency.

## 1st

in ATM index

For the third consecutive report, GSK scored highest in the bi-annual Access to Medicines (ATM) Index, released in 2012. The index, prepared by the Access to Medicines Foundation, provides a ranking of pharmaceutical companies' access to medicine activities, measuring seven technical aspects such as R&D activities, pricing schemes and patents & licensing policies.

Our commercial success is directly linked to operating in a trustworthy and responsible way. We report our approach and the progress we are making across four areas:

- **Health for all** – Innovating to address currently unmet health needs; improving access to our products, irrespective of where people live or their ability to pay; controlling or eliminating diseases affecting the worlds' most vulnerable people.
- **Our behaviour** – Putting the interests of patients and consumers first, driven by our values in everything we do and backed by robust policies and strong compliance processes.
- **Our people** – Enabling our people to thrive and develop as individuals to deliver our mission.
- **Our planet** – Growing our business while reducing our environmental impact across our value chain.

Highlights about our approach and examples of progress in these four areas follow. Additional information on our approach and performance is published in our Corporate Responsibility Report, which can be found on our website.

### Health for all

We are working to make our medicines and healthcare products available and affordable to as many people who need them as possible. We aim to do this while also generating the returns we need to sustain our business and invest in R&D.

We continue to evolve our business model to address the increasing need for new and existing treatments. The way we price our products is more flexible and more reflective of different healthcare needs in developed and developing countries and we have changed the way we conduct R&D to be more open than ten years ago.

### Using innovative science to create value

The biggest contribution we can make to improving health is through scientific innovation. In 2012 we announced further initiatives in open innovation, where we seek to share intellectual property and knowledge with external researchers to help stimulate R&D into areas where traditional commercial approaches have met difficulties. These include:

- Submitting for publication 200 promising inhibitors for tuberculosis (TB) from our library of compounds to help stimulate research. TB still kills 1.5 million people each year.
- Awarding a further £5 million to the Tres Cantos 'Open Lab' Foundation to help independent researchers advance their own projects. There are now 16 research projects in the portfolio
- Joining forces on NewDrugs4BadBugs – an innovative public-private collaboration launched to tackle antibiotic resistance. Supported by the European Innovative Medicines Initiative (IMI), the project will be funded by a joint budget of £180m.

### Improving access to our products and to healthcare

Access to medicines and healthcare is a priority for us, and we recognise that there can be challenges to providing sustainable access to healthcare across the world.

Cost can be a barrier to people in both developed and developing countries. Having a flexible approach to pricing is one way to create access and build our business by increasing the overall volume of products we sell. We offer tiered pricing for our vaccines and medicines, capped prices in the UN's Least Developed Countries (LDCs) and preferential pricing by ViiV Healthcare of our anti-retrovirals for HIV/AIDS in LDCs, sub-Saharan Africa and all low-income countries.

**Strategic review** simplify the operating model  
**Responsible business continued**

Case study

**Giving children a better start**

Soil-transmitted helminths – commonly known as intestinal worms – affect more than two billion people worldwide and are one of the biggest causes of ill health in school-age children. The World Health Organization estimates that 890 million children are at risk of infection. Infection with worms can cause stomach pain, sickness and malnutrition, as well as stunting physical growth and long-term brain development.

Through our membership of a global coalition of pharmaceutical companies and non-government organisations – including the Bill & Melinda Gates Foundation and the World Bank – as well as governments and global health organisations, we committed to work together to control or eliminate ten of the 17 neglected tropical diseases by 2020.

Our contribution includes donating our anti-parasitic treatment, albendazole to help fight intestinal worms in school-age children. Healthier children are more likely to attend school and get a better education – giving them a better chance of getting good jobs and becoming productive members of society.

In 2012, the first year of this donation programme, we provided albendazole treatment for over 120 million school age children – including these children in Ghana (pictured).



Marcus Perkins

Through our Developing Countries and Market Access (DCMA) unit we have created a business group dedicated to increasing patient access to GSK medicines in the world's poorest countries. In these countries we invest 20% of the profits made there back into community programmes to strengthen local healthcare infrastructure. This investment – in resources like clinics, hospitals, doctors, nurses, and training programmes – increases the number of people who can get much-needed healthcare and medicines. By October 2012, we had a programme in place in all 34 of the LDCs where our business had made a profit.

The 20% reinvestment programme is delivered through our partnership with three non-governmental organisations (NGOs) with regional expertise. We work with Save the Children in West Africa, AMREF in East and Southern Africa, and CARE International in Asia.

Increasing people's access to medicines is also about the availability of the medicines or products in a country. To address this, we are increasing registration of new and existing products across markets and using local manufacturing options whenever possible to make sure people in a range of countries can get the medicines they need.

**Targeting neglected tropical diseases**

Neglected tropical diseases (NTDs) threaten more than one billion people in developing countries. In 2012, GSK united with other private and public partners to create the London Declaration Initiative to control or eliminate ten of the 17 neglected tropical diseases by the end of the decade. Our initial focus is extending access to medicines for five diseases where treatments already exist, including lymphatic filariasis and intestinal worms. In 2012, we donated our three billionth albendazole tablet in the fight against this disfiguring disease.



Malaria is responsible for more than 655,000 deaths a year, mainly among children in sub-Saharan Africa. Our holistic approach to malaria control includes vaccine development, promoting preventive measures such as bed nets and mosquito control, and preferential pricing for anti-malarials in LDCs. In 2012 we published late-stage clinical trial results showing that our RTS,S vaccine candidate can help protect African children against malaria.

**Supporting health and well-being in our communities**

We fund and support local programmes that make a significant contribution to the health and well-being of communities. Our contributions support disaster relief, medicine donations, engagement programmes to change behaviour and improve health and science education to help develop our health professionals, scientists and engineers of the future.

**Our giving in 2012**



	£m
1 Product and in-kind	131
2 Cash	54
3 Management	19
4 Time	3

**Cash giving by type of programme supported in 2012**



	%
1 Health	56
2 Education	28
3 Other	16

In 2012 GSK donated medicines valued at £131 million (at cost) and £54 million in cash. Product donations of £3.3 million were distributed to 86 countries for humanitarian aid. Supplies of antibiotics, basic medicines and oral hygiene items were distributed to those affected by conflicts, a cholera epidemic in Niger, floods in the Philippines and hurricanes Isaac and Sandy in the USA.

We continue to invest in a programme to prevent diarrhoea and pneumonia by teaching children the importance of hand washing. The programme has been running for 15 years, and has reached 1.5 million children in 16 countries. In 2012, we began integrating oral health education and school de-worming into the programme.

**Our behaviour**

How we deliver success is just as important to us as what we achieve. We will put the interests of patients and consumers first and be driven by our values of:

- Transparency
- Respect for people
- Integrity
- Patient-focused.

**Ethical conduct**

Ethical conduct is a priority for GSK. Failure to uphold high ethical standards can erode trust in our company and our products, damage our reputation, and result in serious financial or legal consequences.

In 2012 we revised and simplified our Code of Conduct to make it very clear to employees how to apply GSK Values and Behaviours. The code is available in 28 languages and supported by a new Policy Resource Centre on the company's intranet that provides information, support and training.

Our Annual Business Ethics Certifications for managers is being revised and will be re-launched in 2013. Over 33,000 managers will be asked to undertake this training, confirming their compliance with the code of conduct.

Our employee survey results from 2012 reflect our efforts to integrate a values-based culture at GSK. More than 90% of respondents stated they understand what constitutes ethical business practices and conduct in their job, and more than 80% agreed that their work environment encourages ethical behaviour in the face of pressures to meet business objectives.

All GSK employees have access to whistleblowing mechanisms that they can use to get advice, and to report suspected cases of misconduct – anonymously if required. Our global confidential reporting line is available in 70 different languages.

We continue to support the Guiding Principles on Business and Human Rights endorsed by the United Nations Human Rights Council in 2011. Our aim is to apply the guiding principles across our own operations and our supplier relationships.

**Sales and marketing**

We launched a new Global Code of Practices for Promotion and Customer Interactions last year. The code covers payments to health care professionals, samples, hospitality, grants and donations. Activities must conform to our ethical, medical and scientific standards and all applicable laws, regulations and industry codes. All sales and marketing employees are being trained on the revised code.

In 2012 we entered into a settlement with the US federal government related to past sales and marketing practices. While the actions triggering these issues originated in a different era for our company, they cannot and will not be ignored. In the USA, we have taken action at all levels and improved our procedures for compliance, marketing and selling. As part of the settlement we entered into a Corporate Integrity Agreement with the US Department of Health and Human Services, under which we are building improvements into our existing compliance programmes.

## Strategic review simplify the operating model

### Responsible business continued

#### Working with healthcare professionals

Healthcare professionals (HCPs) are valuable partners for GSK, providing us with scientific and medical expertise and insights into patient care. Our work with HCPs can include conducting research on our behalf or acting in an advisory and consulting capacity such as providing expertise at GSK advisory boards or speaking on our behalf about diseases or therapy areas relevant to us. We believe HCPs should be fairly compensated and we have clear standards, aligned with industry codes of practice and appropriate laws and regulations, which govern these payments. We have committed to publishing the payments we make to HCPs and were one of the first companies to start to do this in the USA, commencing in 2009.

#### Transparency of research

We are committed to reporting the results of our clinical research, irrespective of whether the outcomes are perceived to be positive or negative for our medicines. To further increase this transparency, we announced plans in 2012 to enable researchers to access anonymised patient-level data from published clinical trials of our medicines. Requests for data will be reviewed by an independent panel of experts to evaluate the scientific merit of each proposal. We already publish summary results of every research trial on the GSK Clinical Study Register, and in early 2013 we outlined our plans to add Clinical Study Reports onto the Register in the future (see page 36).

We conduct regular clinical-quality assurance assessments to confirm that the conduct of trials upholds our standards. In 2012 we conducted 293 assessments, including review of investigator sites, GSK local operating companies and clinical research organisations carrying out clinical trials on our behalf. GSK fully investigates any concerns identified, and performed 47 investigations in 2012 in response to suspected irregularities, taking corrective action where appropriate.

#### Manufacturing and supply

Suppliers to GSK are required to adhere to our Third Party Code of Conduct and must demonstrate ethical standards within their business and their own supply chains. In 2012 we carried out in-depth environment, health and safety audits of critical suppliers to improve sustainability in the supply chain and strengthen supplier relationships. We also conducted assessments to understand geographical risks and plan for any potential interruptions to supply. Supply continuity was assessed for 20 key suppliers in 2012 and another 20 are scheduled for 2013.

We continue to address the problem of counterfeit medicines. In China, we added serial numbers to 31 products, resulting in a significant reduction in the number of reports of counterfeit medicines. This 'track and trace' technology will help us implement similar initiatives elsewhere in the world.

#### Our people

GSK wants to be an employer of choice. Our ability to attract, retain and motivate the best people is essential to achieving our objectives and executing our strategy. Our employment practices are designed to help us create the right workplace culture in which all employees feel valued, respected, empowered and inspired.

#### Recruiting, developing and rewarding our people

GSK is committed to supporting employees to perform to their best and we ensure that appropriate programmes and mechanisms are in place to deliver overall performance. Individuals meet 90% of their development needs through challenging on-the-job projects, mentoring and coaching, with 10% derived from formal development such as training programmes.

Our performance and development planning process means employees have business-aligned objectives and behavioural goals. Reward systems promote high performance and help to attract and retain the best people.

Performance-based pay, bonuses and share-based equity plans align employee interests with business targets.

We have invested significantly in the development of our leadership through interventions at every stage of the pipeline from our most senior executives to first line leaders.

Our early career development programmes include graduate schemes, internships, industrial placements, apprenticeships and ESPRIT, our global MBA programme. In 2012 we employed 52 apprentices and recruited 317 graduates.

#### A diverse workforce

We focus on creating an inclusive, engaging environment that empowers employees to continually contribute to the organisation that enables us to achieve our strategic business objectives. An inclusive environment is good for business as it brings together different knowledge, perspectives, experiences and working styles that enhance creativity and innovation.

We aim to attract a diverse workforce that reflects the communities in which we operate.

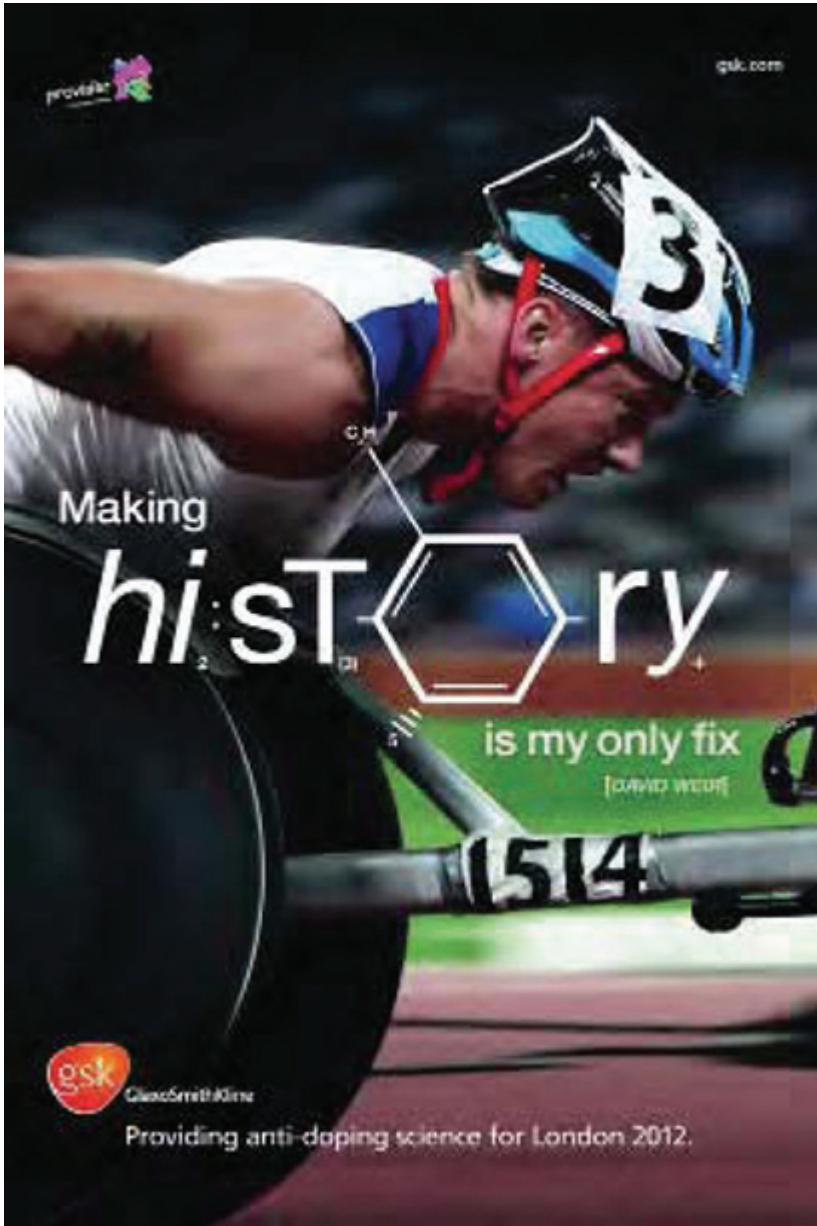
- The percentage of women in higher-level positions grew in 2012, reflecting our goal to increase the proportion at the most senior levels.
- The number of people we employ in our Emerging Markets, Asia Pacific and Japan regions represent 42% of our total workforce.
- Ethnic minorities accounted for 20% of UK and 22.1% of US employees in 2012.

#### Women in management positions (%)

	2012	2011	2010	2009	2008
SVP, VP	27	26	25	25	25
Director	39	38	37	36	36
Manager	43	42	42	42	41
<b>Total</b>	<b>40</b>	<b>39</b>	<b>38</b>	<b>38</b>	<b>38</b>

#### Ethnic minorities – UK and USA employees (%)

	2012	2011	2010	2009	2008
UK	20.0	19.6	19.4	19.4	19.2
USA	22.1	21.9	20.4	20.4	20.5



Case study

**Fair play in sport**

We were proud to play an important role in the London 2012 Olympic and Paralympic Games as the Official Laboratory Services Provider – using our scientific expertise and facilities to support the integrity of the Games and the health of competing athletes.

Working with King’s College London, we provided the facilities and equipment that allowed the expert analysts from King’s to independently operate a World Anti-Doping Agency (WADA) accredited laboratory.

More than 6,000 anti-doping tests were carried out, which was more than at any other Games. By the end of the Olympics, every medalist who stepped on the podium and up to half of all competing athletes had been tested.

Being a science-led organisation, we were well placed to provide the testing facilities, offering one of our research and development sites located about 45 minutes north of the Olympic Park. This was the first time a pharmaceutical company had been involved in the provision of anti-doping services for an Olympic or Paralympic Games.

## Strategic review simplify the operating model

### Responsible business continued

We are committed to employment policies free from discrimination and to an environment that does not tolerate harassment or discrimination of: actual or perceived race, colour, ethnic or national origin, age, gender, sexual orientation, gender identity and/or expression, religion or belief, physical ability/disability and/or chronic health conditions, genetic make-up or other protected characteristics as relevant in a country.

#### Engaging our employees

In 2012 we maintained a rate of 85% of employees saying they are proud to work for GSK based on a 72% participation rate in our global employee survey.

Our volunteering programmes continue to provide employees with a strong sense of purpose. PULSE gives employees the chance to join a charity or non governmental organisation (NGO) for three or six month, full-time placements. The GSK Orange Day allows all employees to commit a day of their time to a local charity either individually or as part of a team.

As a corporate partner for the London 2012 Olympic Games, all our allocated tickets went to our employees. We ran a global 'Golden Ticket' competition asking employees to nominate colleagues who demonstrated actions in their daily lives or work showing the Olympic values of friendship, equality, integrity and excellence.

#### Managing change

We are very conscious of the effect restructuring has on employees. We aim to achieve organisational and financial goals without eliminating positions and to redeploy employees where possible. We remain committed to consulting on changes via a number of consultation forums, as well as discussions with the European Works Council and similar bodies in countries where this is national practice. If jobs are lost through business change, we offer compensation and other support such as outplacement in line with local requirements and employment legislation. We also offer employees support through resilience training and an Employee Assistance Programme.

#### A healthy high-performing workforce with zero harm

To improve the quality of life of our employees and their families, in 2012 we piloted a groundbreaking Preventative Health programme, to be phased in globally across GSK over the next five years. This partnership with our employees and their families is designed to reduce personal health risks through access to a set of core preventive health services.

We continue to aim for zero harm to our employees and we continue to develop risk reduction programmes, including upgrades to guard equipment on machinery, and dust-reduction activities in our manufacturing sites in 2012.

Our employee injury and illness rate reduced by 10%.

#### Our planet

Environmental sustainability is a priority for GSK. Our focus is to reduce carbon, water and waste. We have set ambitious targets in these areas and we are working to create change, from our use of raw materials, to the use and disposal of our products by consumers.

#### Carbon

Our goal is to reduce our value chain carbon footprint by 10% in 2015 and by 25% by 2020. Our carbon footprint excluding the contribution from raw materials (which we cannot currently measure on an annual basis) has increased by 7% compared to 2010, however we remain confident on hitting our 2015 target.

- We have reduced our carbon footprint from energy for operations by 15%.
- Increased sales of metered dose inhalers have resulted in a 12% rise in greenhouse gas emissions from inhaler use.
- For our 2011 performance, we achieved global certification to the Carbon Trust Standard, which certifies that we are making year-on-year overall reductions in emissions associated with operations and transport. GSK is the only multinational to have achieved this standard to date.

#### Water

Our goal is to reduce our water impact across the value chain by 20% relative to 2010. In 2012 we reduced water consumption in our operations by 14% (compared to 2010). We recognise that water is an important natural resource and that we can play a positive role in managing our use of it more sustainably. We have begun to develop longer-term strategies with input from several international organisations. We have also signed the UN CEO Water Mandate, an initiative designed to help companies develop, implement and disclose sustainable water practices.

#### Waste

Our goal is for zero waste to be sent to landfill by 2020 from our operations. In 2012 we reduced waste generation in our operations by 9% and reduced the waste sent to landfill by 41% (compared to 2010). We established an inhaler collection service (*Complete the Cycle*) in the UK that has collected over 90,000 inhalers to date. We have recently expanded a pilot inhaler collection service in the USA from five to 31 cities.

#### Managing other impacts

Alongside our priority issues of carbon, water and waste, we also manage a range of other important environmental issues. One is 'green chemistry' which aims to replace the use of hazardous chemicals and processes with those that have a lower environmental impact. In 2012 we created a Green Chemistry Performance Unit to put green chemistry theories into practice. The unit has published 12 internal guides that help employees make better chemical choices when designing or developing new products.



# Financial review & risk

Financial review	56
Financial position and resources	66
Financial review 2011	72
Risk factors	78



## Respiratory growth in Japan

Our respiratory portfolio continues to be a key aspect of our business with a promising pipeline of products. In Japan, our respiratory portfolio grew 6% in 2012, boosted by the strong contributions of several recently launched products (see page 25).

# Financial review

## Group performance

Our financial review discusses the operating and financial performance of the Group, the financial outlook and our financial resources. We compare the results for each year primarily with results of the preceding year and on a CER basis. In this review we discuss the results on both a core basis and a total basis.

All growth rates included in this Report are at constant exchange rates (CER) unless otherwise stated. CER growth is discussed below.

We use a number of adjusted measures to report the performance of our business. These measures are used by management for planning and reporting purposes and in discussions with and presentations to investment analysts and rating agencies and are defined below. These measures are not defined in IFRS and may not be comparable with similarly described measures used by other companies.

## Core results reporting

Core results exclude the following items from total results: amortisation and impairment of intangible assets (excluding computer software) and goodwill; major restructuring costs, including those costs following material acquisitions; legal charges (net of insurance recoveries) on the settlement of litigation and government investigations; other operating income other than royalty income; disposals of associates, products and businesses, and acquisition accounting adjustments for material acquisitions, together with the tax effects of these items.

Major restructuring costs charged in arriving at operating profit include costs arising under the Operational Excellence restructuring programme, initiated in 2007 and expanded in 2009, 2010 and 2011, and restructuring costs following the acquisitions of Human Genome Sciences, Inc. in August 2012 and Stiefel Laboratories, Inc. in July 2009.

Reconciliations of core results to total results are presented on page 62.

Core results reporting aligns business performance reporting around the underlying trading performance of the Group and its primary growth drivers by removing the volatility inherent in many of the non-core items. Core results reporting is utilised as the basis for internal performance reporting and the core results are presented and discussed in this Financial review as management believes that this approach provides investors with a clearer view of the underlying trading performance of the Group. Management also believes that this approach should make the Group's results more comparable with the majority of its peers, many of which use similar forms of underlying performance reporting to discuss their results, although the precise calculations may differ. The Financial review also presents and discusses the total results of the Group.

## Free cash flow

Free cash flow is the net cash inflow from operating activities less capital expenditure, interest and dividends paid to non-controlling interests plus proceeds from the sale of property, plant and equipment and dividends received from joint ventures and associated undertakings. Free cash flow growth is calculated on a sterling basis. A reconciliation is presented on page 69.

## Working capital conversion cycle

The working capital conversion cycle is calculated as the number of days sales outstanding plus days inventory outstanding, less days purchases outstanding.

## White pills in Western markets

White pills in Western markets refers to sales of tablets and simple injectables (excluding biopharmaceuticals and vaccines) in North America and Europe.

## CER growth

In order to illustrate underlying performance, it is our practice to discuss the results in terms of constant exchange rate (CER) growth. This represents growth calculated as if the exchange rates used to determine the results of overseas companies in Sterling had remained unchanged from those used in the previous year. CER% represents growth at constant exchange rates. £% represents growth at actual exchange rates.

## Restatement of comparative information

As set out in Note 6 to the Financial statements, 'Segment information' the segments for which turnover and operating profit are disclosed have been amended to reflect changes in the Group's internal management structure together with certain changes to the therapeutic classifications of turnover by product. In addition, charges for amortisation and impairment of intangible assets related to marketed products are now reported in cost of sales rather than in SG&A. Comparative information has been restated accordingly. The adjustment for 2011 increases cost of sales and decreases SG&A by £316 million from the amounts previously reported.

## Financial review 2012

### Group turnover by business

	2012 £m	2011 (restated) £m	Growth CER%	Growth £%
Pharmaceuticals	17,996	18,615	(2)	(3)
Vaccines	3,325	3,497	(2)	(5)
Pharmaceuticals and Vaccines	21,321	22,112	(2)	(4)
Consumer Healthcare	5,110	5,275	-	(3)
	26,431	27,387	(1)	(3)

\* CER% represents growth at constant exchange rates. £% represents growth at actual exchange rates.

Total Group turnover for 2012 was broadly in line with last year (down 1% to £26,431 million), with a 2% decline in Pharmaceuticals and Vaccines turnover partly offset by flat reported turnover in Consumer Healthcare. Pharmaceuticals turnover was down 2%, primarily as a result of the increased pressure from austerity measures in Europe. Vaccines turnover declined 2%, reflecting the impact of lower sales of *Cervarix* in Japan (2012 – £132 million; 2011 – £344 million) following the completion of the 2011 HPV vaccination catch-up programme. Excluding *Cervarix*, Vaccines turnover increased 4%. Reported Consumer Healthcare turnover was flat at £5,110 million, but excluding the non-core OTC brands divested in early 2012, Consumer Healthcare turnover grew 5%.

### Group turnover by geographic region

	2012 £m	2011 (restated) £m	Growth CER%	Growth £%
USA	8,446	8,684	(4)	(3)
Europe	7,320	8,271	(7)	(11)
EMAP	6,780	6,403	10	6
Japan	2,225	2,318	(5)	(4)
Other	1,660	1,711	(3)	(3)
	26,431	27,387	(1)	(3)

Group sales outside the USA and Europe accounted for 40% of total turnover and reported growth of 5%.

## Group turnover by segment

	2012 £m	2011 (restated) £m	Growth CER%	Growth £%
<b>Pharmaceuticals and Vaccines:</b>				
USA	7,000	7,022	(2)	-
Europe	5,001	5,700	(7)	(12)
EMAP	4,736	4,459	10	6
Japan	1,969	2,082	(6)	(5)
ViiV Healthcare	1,374	1,569	(10)	(12)
Other trading and unallocated	1,241	1,280	(3)	(3)
<b>Pharmaceuticals and Vaccines Consumer Healthcare</b>	<b>21,321</b>	<b>22,112</b>	<b>(2)</b>	<b>(4)</b>
	<b>5,110</b>	<b>5,275</b>	<b>-</b>	<b>(3)</b>
	<b>26,431</b>	<b>27,387</b>	<b>(1)</b>	<b>(3)</b>

US Pharmaceuticals and Vaccines turnover declined 2%. Excluding the impact of *Avandia*, Pharmaceuticals and Vaccines sales were flat. Pharmaceuticals turnover fell 2%, as sales declines for *Avandia* as well as a number of older products including *Arixtra* and *Valtrex*, were partly offset by an encouraging performance from new products, particularly in Oncology which grew 18%, a £65 million sales contribution from *Benlysta* and improved Respiratory sales, which grew 1%. Turnover also benefited from the net effect of the incremental revenue from the conclusion of the *Vesicare* co-promotion agreement in the first quarter of 2012. Vaccines sales were flat as the growth in sales of *Infanrix/Pediarix* and *Boostrix* was offset by lower flu vaccines sales and adverse comparisons for Hepatitis vaccines and *Rotarix*, which benefited from significant stockpile purchases by the US Centers for Disease Control (CDC) in 2011.

Europe Pharmaceuticals and Vaccines turnover declined 7%, primarily driven by the impact of various ongoing government austerity measures including price cuts, parallel trade and generic substitution. This decline resulted from adverse pricing effects of 6% and a 1% volume decline. Pharmaceuticals sales declined 8% and Vaccines sales declined 4%. Despite a slight reduction in the rate of decline in the fourth quarter, the underlying economic environment continued to be challenging.

EMAP Pharmaceuticals and Vaccines turnover increased 10% as strong growth in Latin America (up 11% to £1,257 million), China (up 17% to £759 million) and India (up 10% to £304 million) was partly offset by the effect of mandatory price reductions in a number of markets, including Turkey and Korea. Pharmaceuticals turnover increased 8%, with improved momentum after a slow first quarter, as strong growth in Respiratory combined with good performances in a number of established brands and the newer Oncology portfolio. The Vaccines business recorded a strong performance but with expected uneven delivery across the quarters, reflecting the phasing of tender sales and a particular concentration towards the end of the year.

Japan Pharmaceuticals and Vaccines turnover fell 6% reflecting an adverse comparison with strong *Cervarix* sales in 2011 despite a material contribution from the third phase of the programme benefiting the first quarter of 2012. The catch-up programme is now complete. Excluding *Cervarix*, Japan Pharmaceuticals and Vaccines turnover increased 5%. Pharmaceuticals turnover grew 3% with strong growth from the recently launched products, *Lamictal*, *Avodart* and *Volibris*, partly offset by the impact of the mandatory biennial price cuts, which impacted growth by approximately four percentage points, and increasing generic competition to *Paxil*. The Respiratory portfolio grew 6%, driven by a strong performance from *Xyza*, offsetting declines in *Flixonase* and *Zyrtec*. *Adair* (*Seretide*) grew 6% to £309 million. In Vaccines, *Rotarix*, which launched in the fourth quarter of 2011, contributed sales of £44 million.

ViiV Healthcare turnover declined by 10% primarily reflecting generic competition in the USA to *Combivir* and *Epivir* offsetting growth generated by *Epzicom* and *Selzentry*.

Consumer Healthcare turnover, excluding the sales of the non-core OTC brands that were divested in early 2012, increased 5% with relatively consistent performance over the quarters. This reflected continued growth in Oral care, Nutrition and Wellness, partly offset by a small decline in Skin health. On a regional basis, US sales grew 2% and Europe sales were flat, both impacted by continuing economic pressures and the drag from *alli*. The Rest of World markets, particularly India, the Middle East and China, continued to make a strong contribution and grew 12%. Reported turnover for Consumer Healthcare was flat at £5,110 million.

## Pharmaceuticals turnover

	2012 £m	2011 (restated) £m	Growth CER%	Growth £%
Respiratory	7,291	7,298	1	-
Anti-virals	753	842	(11)	(11)
Central nervous system	1,670	1,721	(2)	(3)
Cardiovascular and urogenital	2,431	2,454	-	(1)
Metabolic	171	331	(47)	(48)
Anti-bacterials	1,247	1,390	(7)	(10)
Oncology and emesis	798	683	19	17
Dermatology	850	898	(2)	(5)
Rare diseases	495	463	8	7
Immuno-inflammation	70	15	>100	>100
Other pharmaceuticals	846	951	(6)	(11)
ViiV Healthcare (HIV)	1,374	1,569	(10)	(12)
	<b>17,996</b>	<b>18,615</b>	<b>(2)</b>	<b>(3)</b>

## Respiratory

Respiratory sales increased 1%, with growth in the USA, EMAP and Japan offset by a decline in Europe. Total sales of *Seretide/Advair* grew 1% to £5,046 million, *Ventolin* sales increased 6% to £631 million while *Flixotide/Flovent* sales fell 4% to £779 million. *Xyza* sales, almost exclusively made in Japan, doubled to £129 million.

In the USA, sales of *Advair* were £2,533 million, up 1% compared with 2% estimated underlying growth for the year (5% volume decline more than offset by a 7% positive impact of price and mix). *Flovent* sales declined 1% to £448 million, compared with estimated underlying growth of 3% (4% volume increase partly offset by a 1% negative impact of price and mix). *Ventolin* grew 14% to £277 million, while estimated underlying growth was 11%, driven mostly by volume.

European Respiratory sales were down 5% reflecting the impact of ongoing austerity measures. *Seretide* sales were down 4% to £1,447 million, as price cuts more than offset volume growth of approximately 2%.

In EMAP, Respiratory sales grew 13%, with growth across most products in the portfolio. *Seretide* grew 12% to £417 million with strong growth in China and Latin America offsetting the impact of some price reductions, principally in Turkey. *Ventolin* sales increased 10% to £171 million.

## Anti-virals

The 11% decline in Anti-virals sales largely resulted from generic competition to *Valtrex*, which was down 25% to £252 million.



## Financial review

### Central nervous system (CNS)

Declines in *Seroxat/Paxil* sales of 14% to £374 million and *Requip* sales of 22% to £164 million, primarily as a result of generic competition, were only partially offset by the 14% growth of *Lamictal* to £610 million.

In the USA, the *Lamictal* franchise increased 18% to £332 million as strong growth of *Lamictal XR*, approximately 45% of the US franchise, more than offset the impact of generic competition to the immediate release (twice a day) formulation. Generic competition to *Lamictal XR* began during the first quarter of 2013. In Japan, sales of *Lamictal IR* grew 88% to £78 million, in part due to sales for the recently launched bipolar indication.

### Cardiovascular and urogenital

Sales in the category were flat as the net benefit of the conclusion of the *Vesicare* co-promotion agreement combined with growth in sales of *Avodart* and *Lovaza* were offset by the impact of generic competition to *Arixtra* and *Coreg*.

The *Avodart* franchise grew 7% to £790 million with growth driven by strong contributions from the recent launches of the combination product *Duodart/Jalyn* in Europe and of *Avodart* in Japan. In the USA, the decline in *Avodart* sales, in part due to the impact of labelling changes implemented in 2011 and the availability of a generic competitor in the same class, was partially offset by growth in *Jalyn*, and combined sales fell 5%.

*Lovaza* grew 5% to £607 million primarily reflecting the benefit of improved pricing. *Lovaza* continues to hold broadly flat market share in a market which has declined approximately 7% compared with 2011, as economic pressures have resulted in fewer doctor visits and reduced testing for asymptomatic conditions such as very high triglycerides.

### Metabolic

The decline in Metabolic product sales continued to reflect the loss of sales of *Avandia*, and the impact of declining sales of *Bonviva* in Europe following the change in the deal structure.

### Anti-bacterials

Anti-bacterials sales grew 5% in EMAP, primarily from *Augmentin*, but this was more than offset by the impact of austerity measures in Europe, which encouraged pharmacy-level generic substitution, and generic competition in both Europe and the USA.

### Oncology and emesis

Three new products, *Votrient* (up 88% to £183 million), *Promacta* (up 76% to £130 million) and *Arzerra* (up 36% to £60 million) all continued to grow strongly in the USA, Europe and EMAP. *Tykerb/Tyverb* also grew (up 6% to £239 million), with growth in the USA, EMAP and Japan offsetting a small decline in Europe. Both *Hycamtin* in Europe and argatroban in the USA were adversely affected by generic competition.

In the USA, *Votrient* (up 59% to £91 million) benefited from the launch of a new indication for use in advanced soft-tissue sarcoma. Sales of *Promacta* grew 66% to £54 million, reflecting the continued effect of longer-term use data that was added to the label in 2011.

### Dermatology

Sales declined 2% to £850 million, primarily as a result of the decline in the USA (down 14% to £228 million) which suffered from the impact of generic competition to *Evoclin*, *Extina* and *Duac*. European sales (up 5% to £156 million) benefited from the acquisition of *Toctino* in the second half of the year. EMAP sales grew 7% to £388 million, reflecting strong growth in the promoted brands of *Dermovate* and *Bactroban*.

### Rare diseases

*Volibris* grew 35% to £127 million, led by a strong performance in Japan. *Mepron* sales increased 26% to £93 million primarily as a result of a favourable adjustment to US accruals for returns and rebates recorded in the fourth quarter. *Flolan* sales fell 25% to £135 million, largely as a result of the biennial price reduction in Japan and generic competition in Europe.

### Immuno-inflammation

In August 2012, we acquired Human Genome Sciences, Inc. ('HGS') and from that time recorded all sales of *Benlysta*. Prior to acquisition, in the USA we recorded as turnover our share of gross profit under the co-promotion agreement with HGS. Reported *Benlysta* turnover was £70 million, of which £65 million arose in the USA. Total in-market sales of *Benlysta* in the USA for the year were £96 million.

### ViiV Healthcare (HIV)

ViiV Healthcare sales declined by 10%, with the USA down 22%, Europe down 3%, and EMAP up 3%. Sales growth in *Epzicom/Kivexa* (up 10% to £665 million) and *Selzentry* (up 20% to £128 million) were more than offset by a 30% decline in the mature portfolio, primarily as a result of generic competition in the USA to *Combivir* and *Epivir*.

### Vaccines turnover

	2012 £m	2011 £m	Growth CER%	Growth £%
Total Vaccines sales	3,325	3,497	(2)	(5)

Performance of the Vaccines business improved towards the end of the year, with a significant increase in tender sales in the fourth quarter. The 2% overall decline in sales was primarily attributable to the adverse comparison with strong *Cervarix* sales in 2011, which benefited from the HPV vaccination catch-up programme in Japan, now complete. *Cervarix* sales declined 46% to £270 million. Excluding *Cervarix*, Vaccines sales increased by 4%.

*Infanrix/Pediarix* sales increased 17% to £775 million, primarily reflecting strong tender orders in EMAP and growth in the USA, which benefited from a competitor supply shortage.

*Rotarix* sales grew 21% to £360 million, with strong sales growth throughout EMAP as well as initial launch sales in Japan. In the USA, despite market share gains, sales declined 11%, primarily due to a comparison with a very strong 2011, when sales benefited from a large stockpile purchase from the CDC.

*Synflorix* sales increased 17% to £385 million, largely reflecting continued strong growth in EMAP.

*Boostrix* sales increased 25% to £238 million, largely driven by the USA where the product continues to benefit from the expanded indication for use in adults of 65 and older.

Sales of hepatitis vaccines fell 5% to £646 million as declines in mature markets, partly the result of reduced government funding, offset growth in EMAP of 21%.

*Fluarix/Flulaval* sales were down 11% to £200 million, primarily the result of a 35% decline in the USA, which reflected a reduction in the number of doses sold (approximately 21 million doses) compared with 2011 (approximately 34 million doses). Sales grew 15% in Europe and 35% in EMAP.

The previously announced Japanese Vaccines joint venture between GSK and Daiichi Sankyo Co., Ltd started operations on 2 July. The JV holds the development and commercial rights for existing preventative vaccines from both parent companies. We sell vaccines into the JV at an agreed upon price, and this is reflected in turnover in the second half of 2012, which was reduced by approximately £12 million by the change in structure. Both companies have an equal stake in the joint venture and share the profits equally.

### Sales from new pharmaceutical and vaccine launches

	2012 £m	2011 £m	Growth CER%	Growth £%
<i>Arzerra</i>	60	44	36	36
<i>Benlysta</i>	70	15	>100	>100
<i>Duodart/Jalyn</i>	157	104	57	51
<i>Lamictal XR</i>	148	109	34	36
<i>Nimenrix</i>	1	–	–	–
<i>Potiga/Trobalt</i>	7	1	>100	>100
<i>Prolia</i>	26	11	>100	>100
<i>Promacta</i>	130	75	76	73
<i>Requip XL</i>	89	139	(32)	(36)
<i>Synflorix</i>	385	350	17	10
<i>Treximet</i>	49	57	(14)	(14)
<i>Volibris</i>	127	97	35	31
<i>Votrient</i>	183	100	88	83
Dermatology	7	8	(15)	(13)
	<b>1,439</b>	1,110	34	30

New products in 2012 are those launched in the last five years (2008 to 2012 inclusive). Total sales of new products were £1,439 million, grew 34% in the year and represented 7% of Pharmaceuticals and Vaccines turnover.

*Nimenrix* was approved by the European Medicines Agency in April 2012 for active immunization against invasive meningococcal disease caused by *Neisseria meningitidis* serogroups A,C, W-135 and Y. Launches are now underway in several countries throughout Europe including the UK, Germany and the Netherlands.

*MenHibrix*, a combination vaccine to help prevent meningococcal serogroups C and Y and Hib disease, was approved by the FDA in June 2012. In October 2012, the Advisory Committee on Immunization Practices of the Centers for Disease Control and Prevention voted for a limited recommendation for immunisation of infants at an increased risk for meningococcal disease. The product is not yet available.

*Fluarix* Quadrivalent, the first four-strain intramuscular influenza vaccine to help prevent disease caused by seasonal influenza, was approved by the FDA in December 2012 for use in adults and children (three years and older). Launch of *Fluarix* Quadrivalent is expected in time for the 2013/14 influenza season.

### Consumer Healthcare turnover

	2012 £m	2011 (restated) £m	Growth CER%	Growth £%
Total wellness	2,008	2,278	(10)	(12)
Oral care	1,797	1,711	8	5
Nutrition	1,050	1,025	8	2
Skin health	255	261	(1)	(2)
	<b>5,110</b>	5,275	–	(3)

	2012 £m	2011 (restated) £m	Growth CER%	Growth £%
USA	926	1,002	(9)	(8)
Europe	1,796	1,997	(6)	(10)
ROW	2,388	2,276	9	5
	<b>5,110</b>	5,275	–	(3)

Consumer Healthcare turnover was flat for the year. Excluding the non-core OTC brands that were divested in early 2012, turnover increased by 5%, reflecting strong growth in Rest of World markets (47% of 2012 sales) of 12%, while the USA, excluding the non-core OTC brands, grew 2% for the year and Europe was flat.

### Total wellness

Total wellness sales were down 10% to £2,008 million, but excluding the non-core OTC brands that were divested in early 2012, the category delivered 2% growth despite a number of supply interruptions. Gastro-intestinal health, including *Tums* and *Eno*, led category growth at 11%. Pain Management, including *Panadol*, also registered strong growth of 8% driven by growth in emerging markets. The Smoking reduction and cessation and Respiratory health categories both delivered 4% growth. Sales of *alli* declined by 72% as a result of the supply interruption that was not resolved until late in the third quarter of 2012.

### Oral care

Oral care sales grew 8% to £1,797 million. The *Sensodyne* Sensitivity & Acid Erosion was the strongest performing brand, with sales up 15% to £706 million. Strong results from Denture care products also helped to offset a 2% decline in *Aquafresh* sales.

### Nutrition

Nutrition sales grew 8%. Family nutrition (*Horlicks*) grew 14% due to strong growth in India. The *Maxinutrition* adult nutrition business delivered 21% sales growth for the year. Strong emerging market growth of *Lucozade* offset declines in Europe.

### Skin health

Skin health sales declined 1% to £255 million. Strong *Bactroban* growth in China and solid results in Lip care (including *Abreva*) were offset by a decline in sales of *Hinds* in Mexico.

### Regional performance

Growth in Rest of World markets of 12% excluding the non-core OTC products that were divested in early 2012 was broadly based with strong growth across most categories. In Europe overall growth in Oral care and Wellness brands was almost entirely offset by the loss of *alli* sales due to a supply issue. In the USA growth in Oral care, Gastro-intestinal health and Smoking reduction and cessation brands was also significantly offset by a decline in *alli* sales as a result of the supply interruption.

## Financial review

### Core results

We use the core reporting basis to manage the performance of the Group and the definition of core results is set out on page 56. A review of the Group's total results is set out on pages 63 to 64. The reconciliation of total results to core results is presented on page 62.

	2012		(restated) £m	2011		Growth	
	£m	% of turnover		£m	% of turnover	CER%	£%
Turnover	26,431	100.0	27,387	100.0	(1)	(3)	
Cost of sales	(7,078)	(26.8)	(7,259)	(26.5)	1	(2)	
Selling, general and administration	(7,855)	(29.7)	(7,956)	(29.1)	-	(1)	
Research and development	(3,474)	(13.1)	(3,678)	(13.4)	(5)	(6)	
Royalty income	306	1.1	309	1.1	-	(1)	
Core operating profit	8,330	31.5	8,803	32.1	(3)	(5)	
Net finance costs	(724)		(707)				
Share of after tax profits of associates and joint ventures	29		15				
Core profit before tax	7,635		8,111		(4)	(6)	
Taxation	(1,864)		(2,104)				
Core profit after tax	5,771		6,007		(2)	(4)	
Core profit attributable to shareholders	5,536		5,810				
Core earnings per share	112.7p		115.5p		-	(2)	

### Cost of sales

Core cost of sales increased to 26.8% of turnover (2011 – 26.5%). This primarily reflected the impact of lower sales, lower volumes and adverse regional and product mix partially offset by ongoing cost management and one-off royalty and pension adjustments.

### Selling, general and administration

Core SG&A costs as a percentage of sales were 29.7% compared with 29.1% in 2011 reflecting flat costs on a turnover decline of 1%. Investments in growth businesses and new product launches as well as additional HGS costs were funded by ongoing cost management and one-off benefits.

Advertising and promotion decreased 4%, Selling and distribution was flat and general administration increased 5%.

### Research and development

We remain focused on delivering an improved return on our investment in R&D and sales contribution, reduced attrition and cost reduction are all important drivers of an improving internal rate of return. R&D expenditure is not determined as a percentage of sales, but instead capital is allocated using strict returns based criteria.

The operations of Pharmaceuticals R&D are broadly split into Discovery activities (up to the completion of Phase IIa trials) and Development work (from Phase IIb onwards).

The table below analyses the Group R&D expenditure by these categories:

	2012 £m	2011 (restated) £m
Discovery	800	822
Development	1,655	1,669
Facilities and central support functions	366	477
Pharmaceuticals R&D	2,821	2,968
Vaccines R&D	498	564
Consumer Healthcare R&D	155	146
Core R&D	3,474	3,678
Amortisation and impairment of intangible assets	483	234
Major restructuring	11	97
Total R&D	3,968	4,009

The proportion of Pharmaceuticals R&D investment made in the late-stage portfolio continues to grow from 56% of the total Pharmaceuticals R&D costs in 2011 to 59% in 2012.

Core R&D expenditure declined 5% to £3,474 million (13.1% of turnover) compared with £3,678 million in 2011 (13.4% of turnover). Ongoing cost management, including one-off benefits, and some beneficial phasing effects, more than funded additional HGS costs.

### Royalty income

Royalty income was £306 million compared with £309 million in 2011.

### Operating profit

Core operating profit was £8,330 million, a 3% decrease in CER terms on a turnover decline of 1% CER. The operating margin declined by 0.6 percentage points to 31.5% compared with the 12 months to December 2011 of which 0.3 percentage points was due to the expected impact of the HGS acquisition. The remaining 0.3 percentage points arose from flat SG&A on lower turnover, partially mitigated by lower R&D expenditure. Operating profit also benefited from a number of one-off items which were recognised in cost of sales, SG&A and R&D including favourable adjustments totalling £395 million related to the capping of future pensionable salary increases and a change in the basis of future discretionary pension increases from RPI to CPI in certain legacy plans.

### Core operating profit by business

	2012		(restated) £m	2011		Growth	
	£m	Margin %		£m	Margin %	CER%	£%
Pharmaceuticals	6,622	36.8	7,155	38.4	(6)	(7)	
Vaccines	1,169	35.2	1,184	33.9	(1)	(1)	
Pharmaceuticals and Vaccines	7,791	36.5	8,339	37.7	(5)	(7)	
Consumer Healthcare	938	18.4	1,084	20.5	(9)	(13)	
	8,729	33.0	9,423	34.4	(5)	(7)	
Corporate & other unallocated costs	(399)		(620)		(32)	(36)	
Core operating profit	8,330	31.5	8,803	32.1	(3)	(5)	

**Core operating profit by segment**

	2012		2011		Growth	
	£m	% of turnover	(restated) £m	% of turnover	CER%	£%
Pharmaceuticals and Vaccines						
USA	4,786	68.4	4,646	66.2	1	3
Europe	2,629	52.6	3,154	55.3	(11)	(17)
EMAP	1,564	33.0	1,481	33.2	9	6
Japan	1,179	59.9	1,249	60.0	(7)	(6)
ViiV Healthcare	849	61.8	882	56.2	-	(4)
Pharmaceutical R&D	(2,778)		(2,801)		(1)	(1)
Other trading and unallocated pharmaceuticals	(438)	(35.3)	(272)	(21.5)	75	61
Pharmaceuticals and Vaccines	7,791	36.5	8,339	37.7	(5)	(7)
Consumer Healthcare	938	18.4	1,084	20.5	(9)	(13)
	8,729	33.0	9,423	34.4	(5)	(7)
Corporate & other unallocated costs	(399)		(620)		(32)	(36)
Core operating profit	8,330	31.5	8,803	32.1	(3)	(5)

The decline in the Pharmaceuticals and Vaccines core operating margin primarily reflects the changing regional mix of the businesses towards lower margin markets. The decline in Consumer Healthcare core operating margin primarily reflects the decline in sales following the disposal of the non-core OTC brands during the year.

**Net finance costs**

	2012	2011
	£m	£m
Finance income	77	90
Interest and other income	77	90
Fair value movements	2	-
	79	90

**Finance expense**

Interest expense	(745)	(744)
Unwinding of discounts on liabilities	(10)	(10)
Remeasurements and fair value movements	(24)	(23)
Other finance expense	(24)	(20)
	(803)	(797)

Despite an increase in net debt of £5.0 billion in 2012, net finance expense for the year was broadly similar to 2011 at £724 million, reflecting the benefits of our strategy to improve the funding profile of the Group.

The target to reduce the average effective annual net funding ratio by approximately 200 basis points to around 6% in 2013 has been achieved one-year earlier than planned.

Net debt increased by £5.0 billion in the twelve months primarily due to payments of £1.9 billion to settle the Group's most significant ongoing US federal government investigations within existing provisions and the £2.0 billion cash cost of the acquisition of HGS. The balance, as well as the Group's strong cash generation and the proceeds from the disposal of the Consumer Healthcare OTC brands enabled the financing of share repurchases of £2.5 billion and increased dividend payments of £3.8 billion.

**Share of after tax profits of associates and joint ventures**

The share of after tax profits of associates of £29 million (2011 – £15 million) principally arose from the Group's holdings in Aspen Pharmacare.

**Profit before taxation**

Taking account of net finance costs, the profit on disposal of interest in associates and the share of profits in associates, profit before taxation was £7,635 million compared with £8,111 million in 2011, a 4% CER decline and a 6% decline in sterling terms.

**Taxation**

Tax on core profit amounted to £1,864 million and represented an effective core tax rate of 24.4% (2011 – 25.9%), meeting the target core rate of 25% two years ahead of expectations. GSK is now targeting a core tax rate of around 24% for the full year 2013.

GSK continues to believe that it has made adequate provision for the liabilities likely to arise from periods which are open and not yet agreed by tax authorities. The ultimate liability for such matters may vary from the amounts provided and is dependent upon the outcome of agreements with relevant tax authorities or litigation.

**Earnings per share**

Core earnings per share of 112.7 pence was flat in CER terms and down 2% at actual rates. The currency impact reflected the strengthening of Sterling against the Euro and a number of other currencies, partially offset by the weakening of Sterling against the US dollar and the Japanese Yen.

**Dividend**

The Board declared four interim dividends resulting in a dividend for the year of 74 pence, a 4 pence increase on the ordinary dividends for 2011. In 2011, the Board also declared a supplemental interim dividend of 5 pence per share related to the disposal of certain non-core OTC brands in North America. See Note 16 'Dividends' on page 163.

**Revision of IAS 19 'Employee benefits'**

IAS 19 (Revised) will be implemented by GSK from 1 January 2013. The main effect will be that the expected returns on pension scheme assets will no longer be recognised in the income statement. Expected returns will be replaced by income calculated using the same discount rate as that used to measure the pension obligations. This discount rate is based on market rates for high quality corporate bonds. As a consequence, pension scheme costs will be higher under IAS 19 (Revised). For 2013 reporting, the results for 2012 will be restated retrospectively, and the effect of the change, on 2012 results, would have been to reduce core operating profit for the year by approximately £92 million and core EPS by approximately 1.3p to 111.4p. It is estimated that core operating profit in 2013 will be reduced by approximately £160 million and core EPS by approximately 2.5p by the change.





## Total results

	2012		2011		Growth	
	£m	% of turnover	(restated) £m	% of turnover	CER%	£%
Turnover	26,431	100	27,387	100	(1)	(3)
Cost of sales	(7,894)	(29.9)	(7,648)	(27.9)	6	3
Selling, general and administration	(8,739)	(33.1)	(8,510)	(31.1)	4	3
Research and development	(3,968)	(15.0)	(4,009)	(14.6)	(1)	(1)
Royalty income	306	1.2	309	1.1	–	(1)
Other operating income	1,256	4.8	278	1.0	>100	>100
Operating profit	7,392	28.0	7,807	28.5	(3)	(5)
Net finance costs	(729)		(709)			
Profit on disposal of interest in associates	–		585			
Share of after tax profits of associates and joint ventures	29		15			
Profit before taxation	6,692		7,698		(11)	(13)
Taxation	(1,948)		(2,240)			
Total profit after taxation for the year	4,744		5,458		(11)	(13)
Total profit attributable to shareholders	4,565		5,261			
Earnings per share (p)	92.9		104.6		(9)	(11)
Earnings per ADS (US\$)	\$2.95		\$3.37			

## Cost of sales

Cost of sales increased to 29.9% of turnover (2011 – 27.9%). This primarily reflected the impact of lower sales, higher intangible asset impairments, lower volumes, higher restructuring costs and adverse regional and product mix partially offset by ongoing cost management and one-off royalty and pension adjustments.

## Selling, general and administration

SG&A costs as a percentage of sales were 33.1% compared with 31.1% in 2011 reflecting a 4% increase in costs on a turnover decline of 1%. Investments in growth businesses and new product launches, higher legal and restructuring charges as well as additional HGS costs were partly offset by ongoing cost management and one-off benefits.

Advertising and promotion decreased 4%, Selling and distribution decreased 2% and general and administration increased 17%, primarily reflecting increased legal costs in the year.

## Research and development

R&D expenditure declined 1% to £3,968 million (15.0% of turnover) compared with £4,009 million in 2011 (14.6% of turnover). Ongoing cost management, including one-off benefits, lower restructuring and some beneficial phasing effects, more than offset additional HGS costs and higher intangible asset impairments.

## Other operating income

Other operating income of £1,256 million (2011 – £278 million) included the profit on disposal of the non-core OTC brands of £559 million and the non-cash gains of £582 million arising on the settlement of pre-existing collaborations as part of the HGS and ViiV Healthcare/Shionogi joint venture acquisitions.

## Operating profit

Total operating profit was £7,392 million, a 3% decrease in CER terms on a turnover decline of 1% CER. The operating margin decreased by 0.5 percentage points to 28.0% compared with the 12 months to December 2011 of which 0.3 percentage points was due to the expected impact of the HGS acquisition. The remaining 0.2 percentage points arose from a 4% growth in SG&A on lower turnover, partially mitigated by lower R&D expenditure and higher other operating income. Operating profit also benefited from a number of one-off items which were recognised in cost of sales, SG&A and R&D including favourable adjustments totalling £395 million related to the capping of future pensionable salary increases and a change in the basis of future discretionary pension increases from RPI to CPI in certain legacy plans.

At the operating profit level the non-core charges totalled £938 million in the year (2011 – £996 million).

The intangible asset amortisation of £477 million (2011 – £441 million) included £39 million related to the amortisation of the *Benlysta* intangible asset acquired as part of the HGS acquisition.

Intangible asset impairment charges of £693 million (2011 – £109 million) included the impairments of Horizant, *alli* and the ViiV Healthcare compound, Iersivirine, totalling £491 million. Major restructuring charges of £557 million (2011 – £590 million) included £165 million related to the acquisition of HGS and other charges arising from the Operational Excellence programme.

Legal charges were £436 million (2011 – £157 million). Various Federal government investigations were resolved in Q2 2012 within the existing pre-tax provision and the after tax cost was approximately \$150 million lower than provided. As a result, a credit was recorded as a non-core tax charge in Q2 2012. However, due to the evolving state litigation environment, GSK utilised the tax benefit arising in recording an offsetting additional pre-tax provision of approximately \$180 million (equating to an after tax cost of \$150 million) related to these matters. This was recorded as a non-core legal charge in SG&A in Q2 2012. The net effect of these movements on total earnings was neutral. Other legal charges of £323 million principally related to provisions for existing product liability and anti-trust matters.

Other operating income of £1,254 million (2011: £301 million) included the profit on disposal of the non-core OTC brands of £559 million and the non-cash gains of £582 million arising on the settlement of pre-existing collaborations as part of the HGS and Shionogi-ViiV Healthcare joint venture acquisitions. Acquisition accounting adjustments of £29 million (2011 – £nil) relate to the acquisition of HGS. All acquisition accounting related adjustments related to this acquisition will be reported as non-core items.

## Net finance costs

	2012 £m	2011 £m
Finance income		
Interest and other finance income	77	90
Fair value movements	2	–
	79	90

## Finance expense

Interest expense	(745)	(744)
Unwinding of discounts on liabilities	(15)	(12)
Remeasurements and fair value movements	(24)	(23)
Other finance expense	(24)	(20)
	(808)	(799)

Despite an increase in net debt of £5.0 billion in 2012, net finance expense for the year was broadly similar to 2011 at £729 million, reflecting the benefits of our strategy to improve the funding profile of the Group.

## Financial review

### Profit on disposal of interest in associates

The pre-tax profit on disposal of interest in associates was £nil, compared with £585 million in 2011, reflecting the disposal of the remaining shares in Quest Diagnostics in 2011.

### Share of after tax profits of associates and joint ventures

The share of after tax profits of associates of £29 million (2011 – £15 million) principally arose from the Group's holdings in Aspen Pharmacare.

### Profit before taxation

Taking account of net finance costs, the profit on disposal of interest in associates and the share of profits of associates, profit before taxation was £6,692 million compared with £7,698 million in 2011, a 11% CER decline and a 13% decline in sterling terms.

### Taxation

	2012 £m	2011 £m
UK corporation tax at the UK statutory rate	365	647
Less double taxation relief	(180)	(164)
	185	483
Overseas taxation	1,521	1,603
Current taxation	1,706	2,086
Deferred taxation	242	154
Taxation on total profits	1,948	2,240

The charge for taxation on total profits amounted to £1,948 million and represented an effective tax rate of 29.1% (2011 – 29.1%). The Group's balance sheet at 31 December 2012 included a tax payable liability of £1,374 million and a tax recoverable asset of £103 million.

Within the tax charge on non-core items there is a charge of £420 million, comprising predominantly deferred tax and hence non-cash, relating to centralisation of our Pharmaceutical intellectual property and product inventory ownership into the UK. This restructuring of our trading arrangements and increased investment in the UK reflects terms that GSK has agreed to in discussions with various tax authorities and has been facilitated by the introduction of the UK Patent Box rules. In particular, we have agreed to enter into a bilateral Advance Pricing Agreement with the Internal Revenue Service in the USA and HM Revenue & Customs in the UK, which will give us considerable certainty over our future tax affairs. The restructuring will simplify our business and internal trading arrangements by substantially decreasing administrative complexity and will deliver supply chain and working capital efficiencies. There will be non-core, non-cash tax charges totalling approximately £600 million over the next two years arising from the unwinding of deferred profit in inventory, as existing inventory produced prior to the restructuring leaves the supply chain.

We continue to believe that we have made adequate provision for the liabilities likely to arise from periods which are open and not yet agreed by tax authorities. The ultimate liability for such matters may vary from the amounts provided and is dependent upon the outcome of agreements with relevant tax authorities or litigation.

### Earnings per share

Total earnings per share was 92.9p for the year, compared with 104.6p in 2011 and non-core charges totalled 19.8p (2011 – 10.9p). Non-core items included a tax charge of £420 million (8.6p) arising from the centralisation of Pharmaceutical intellectual property and product inventory ownership in the UK. Transactions completed in 2012 resulted in a number of significant non-cash accounting entries. However, these largely offset each other.

### Critical accounting policies

The consolidated financial statements are prepared in accordance with IFRS, as adopted for use in the European Union, and also with IFRS as issued by the IASB, following the accounting policies approved by the Board and described in Note 2 to the financial statements, 'Accounting principles and policies'. We are required to make estimates and assumptions that affect the amounts of assets, liabilities, revenue and expenses reported in the financial statements. Actual amounts and results could differ from those estimates.

The critical accounting policies, for which information on the judgements and estimates made is given in Note 3 to the financial statements, 'Key accounting judgements and estimates', and in the relevant detailed notes to the financial statements as indicated below, relate to the following areas:

- Turnover
- Taxation (Note 14)
- Legal and other disputes (Notes 29 and 44)
- Property, plant & equipment (Note 17)
- Goodwill (Note 18)
- Other intangible assets (Note 19)
- Pensions and other post-employment benefits (Note 28).

Information on the judgements and estimates made in these areas is given in Note 3 to the financial statements, 'Key accounting judgements and estimates'.

### Turnover

In respect of the Turnover accounting policy, our largest business is US Pharmaceuticals and Vaccines, and the US market has the most complex arrangements for rebates, discounts and allowances. The following briefly describes the nature of the arrangements in existence in our US Pharmaceuticals and Vaccines business:

- We have arrangements with certain indirect customers whereby the customer is able to buy products from wholesalers at reduced prices. A chargeback represents the difference between the invoice price to the wholesaler and the indirect customer's contractual discounted price. Accruals for estimating chargebacks are calculated based on the terms of each agreement, historical experience and product growth rates
- Customer rebates are offered to key managed care and group purchasing organisations (GPO) and other direct and indirect customers. These arrangements require the customer to achieve certain performance targets relating to the value of product purchased, formulary status or pre-determined market shares relative to competitors. The accrual for customer rebates is estimated based on the specific terms in each agreement, historical experience and product growth rates
- The US Medicaid programme is a state-administered programme providing assistance to certain poor and vulnerable patients. In 1990, the Medicaid Drug Rebate Program was established to reduce state and federal expenditure on prescription drugs. In 2010, the Patient and Affordable Care Act became law. We participate by providing rebates to states. Accruals for Medicaid rebates are calculated based on the specific terms of the relevant regulations or the Patient and Affordable Care Act



- Cash discounts are offered to customers to encourage prompt payment. These are accrued for at the time of invoicing and adjusted subsequently to reflect actual experience
- We record an accrual for estimated sales returns by applying historical experience of customer returns to the amounts invoiced, together with market related information such as stock levels at wholesalers, anticipated price increases and competitor activity.

A reconciliation of gross turnover to net turnover for the US Pharmaceuticals and Vaccines business is as follows:

	2012		2011		2010	
	£m	Margin %	£m (restated)	Margin % (restated)	£m (restated)	%
Gross turnover	9,758	100	9,770	100	10,783	100
Market driven segments	(1,121)	(11)	(1,012)	(10)	(1,044)	(10)
Government mandated and state programs	(1,377)	(14)	(1,394)	(14)	(1,592)	(15)
Cash discounts	(177)	(2)	(176)	(2)	(193)	(2)
Customer returns	(147)	(1)	(105)	(1)	(180)	(1)
Prior year adjustments	129	1	94	1	38	-
Other items	(65)	(1)	(155)	(2)	(183)	(1)
Total deductions	(2,758)	(28)	(2,748)	(28)	(3,154)	(29)
Net turnover	7,000	72	7,022	72	7,629	71

Market driven segments consist primarily of Managed Care and Medicare plans with which GSK negotiates contract pricing that is honoured via rebates and chargebacks. Mandated segments consist primarily of Medicaid and Federal government programs which receive government mandated pricing via rebates and chargebacks.

The total balance sheet accruals for rebates, discounts, allowances and returns in the US Pharmaceuticals and Vaccines business at 31 December 2012 and 31 December 2011 were as follows:

	At 31 December 2012	At 31 December 2011
	£m	£m
Chargebacks	30	43
Managed care, Medicare Part D and GPO rebates	390	372
US government and state programmes	529	578
Cash discounts	21	18
Customer returns	217	234
Other	23	24
Total	1,210	1,269

A monthly process is operated to monitor inventory levels at wholesalers for any abnormal movements. This process uses gross sales volumes, prescription volumes based on third party data sources and information received from key wholesalers. The aim of this is to maintain inventories at a consistent level from year to year based on the pattern of consumption.

On this basis, US Pharmaceuticals and Vaccines inventory levels at wholesalers and in other distribution channels at 31 December 2012 were estimated to amount to approximately one month of turnover. This calculation uses third party information, the accuracy of which cannot be totally verified, but is believed to be sufficiently reliable for this purpose.

## Legal and other disputes

In respect of the accounting policy for Legal and other disputes, the following briefly describes the process by which we determine the level of provision that is necessary.

In accordance with the requirements of IAS 37, 'Provisions, contingent liabilities and contingent assets', we provide for anticipated settlement costs where an outflow of resources is considered probable and a reliable estimate may be made of the likely outcome of the dispute and legal and other expenses arising from claims against the Group. We may become involved in significant legal proceedings, in respect of which it is not possible to make a reliable estimate of the expected financial effect, if any, that could result from ultimate resolution of the proceedings. In these cases, appropriate disclosure about such cases would be included in the Annual Report, but no provision would be made.

This position could change over time and, therefore, there can be no assurance that any losses that result from the outcome of any legal proceedings will not exceed by a material amount the amount of the provisions reported in the Group's financial statements.

Like many pharmaceutical companies, we are faced with various complex product liability, anti-trust and patent litigation, as well as investigations of its operations conducted by various governmental regulatory agencies. Throughout the year, the General Counsel of the Group, as head of the Group's legal function, and the Senior Vice President and Head of Global Litigation for the Group, who is responsible for all litigation and government investigations, routinely brief the Chief Executive Officer, the Chief Financial Officer and the Board of Directors on the significant litigation pending against the Group and governmental investigations of the Group.

These meetings, as appropriate, detail the status of significant litigation and governmental investigations and review matters such as the number of claims notified to us, information on potential claims not yet notified, assessment of the validity of claims, progress made in settling claims, recent settlement levels and potential reimbursement by insurers.

The meetings also include an assessment of whether or not there is sufficient information available for us to be able to make a reliable estimate of the potential outcomes of the disputes. Often, external counsel assisting us with various litigation matters and investigations will also assist in the briefing of the Board and senior management. Following these discussions, for those matters where it is possible to make a reliable estimate of the amount of a provision, if any, that may be required, the level of provision for legal and other disputes is reviewed and adjusted as appropriate.

## Financial review

### Financial position and resources

	2012 £m	2011 £m
<b>Assets</b>		
<b>Non-current assets</b>		
Property, plant and equipment	8,776	8,748
Goodwill	4,359	3,754
Other intangible assets	10,161	7,802
Investments in associates and joint ventures	579	560
Other investments	787	590
Deferred tax assets	2,385	2,849
Derivative financial instruments	54	85
Other non-current assets	682	525
<b>Total non-current assets</b>	<b>27,783</b>	<b>24,913</b>
<b>Current assets</b>		
Inventories	3,969	3,873
Current tax recoverable	103	85
Trade and other receivables	5,242	5,576
Derivative financial instruments	49	70
Liquid investments	81	184
Cash and cash equivalents	4,184	5,714
Assets held for sale	64	665
<b>Total current assets</b>	<b>13,692</b>	<b>16,167</b>
<b>Total assets</b>	<b>41,475</b>	<b>41,080</b>
<b>Liabilities</b>		
<b>Current liabilities</b>		
Short-term borrowings	(3,631)	(2,698)
Trade and other payables	(8,054)	(7,359)
Derivative financial instruments	(63)	(175)
Current tax payable	(1,374)	(1,643)
Short-term provisions	(693)	(3,135)
<b>Total current liabilities</b>	<b>(13,815)</b>	<b>(15,010)</b>
<b>Non-current liabilities</b>		
Long-term borrowings	(14,671)	(12,203)
Deferred tax liabilities	(1,004)	(822)
Pensions and other post-employment benefits	(3,105)	(3,091)
Other provisions	(699)	(499)
Derivative financial instruments	(2)	(2)
Other non-current liabilities	(1,432)	(626)
<b>Total non-current liabilities</b>	<b>(20,913)</b>	<b>(17,243)</b>
<b>Total liabilities</b>	<b>(34,728)</b>	<b>(32,253)</b>
<b>Net assets</b>	<b>6,747</b>	<b>8,827</b>
<b>Equity</b>		
Share capital	1,349	1,387
Share premium account	2,022	1,673
Retained earnings	652	3,370
Other reserves	1,787	1,602
<b>Shareholders' equity</b>	<b>5,810</b>	<b>8,032</b>
Non-controlling interests	937	795
<b>Total equity</b>	<b>6,747</b>	<b>8,827</b>

### Property, plant and equipment

Our business is science-based, technology-intensive and highly regulated by governmental authorities. We allocate significant financial resources to the renewal and maintenance of its property, plant and equipment to minimise risks of interruption of production and to achieve compliance with regulatory standards. A number of its processes use chemicals and hazardous materials.

The total cost of our property, plant and equipment at 31 December 2012 was £18,742 million, with a net book value of £8,776 million. Of this, land and buildings represented £4,043 million, plant and equipment £2,854 million and assets in construction £1,879 million. In 2012, we invested £1,165 million in new and renewal property, plant and equipment. This is mainly related to a large number of projects for the renewal, improvement and expansion of facilities at various worldwide sites. Property is mainly held freehold. New investment is financed from our liquid resources. At 31 December 2012, we had capital contractual commitments for future expenditure of £572 million and operating lease commitments of £849 million. We believe that our facilities are adequate for our current needs.

We observe stringent procedures and use specialist skills to manage environmental risks from these activities. Environmental issues, sometimes dating from operations now modified or discontinued, are reported under 'Environmental sustainability' on page 54 and in Note 44 to the financial statements, 'Legal proceedings'.

### Goodwill

Goodwill increased during the year to £4,359 million at December 2012, from £3,754 million. The increase primarily reflects the goodwill arising on the acquisition of HGS of £791 million, partly offset by a weakening of overseas currencies.

### Other intangible assets

Other intangible assets include the cost of intangibles acquired from third parties and computer software. The net book value of other intangible assets as at 31 December 2012 was £10,161 million (2011 – £7,802 million). The increase in 2012 reflected assets acquired from the acquisition of HGS of £1,249 million and from the acquisition of the global rights to the Shionogi – ViiV Healthcare LLC joint venture assets of £1,777 million, partly offset by the amortisation and impairment of existing intangibles.

### Investments

We held investments, including associates and joint ventures, with a carrying value at 31 December 2012 of £1,366 million (2011 – £1,150 million). The market value at 31 December 2012 was £1,968 million (2011 – £1,355 million). The largest of these investments are in an associate, Aspen Pharmacare Holdings Limited, which had a book value at 31 December 2012 of £430 million (2011 – £393 million) and an investment in Theravance, Inc. which had a book value at 31 December 2012 of £362 million (2011 – £226 million). The investments include equity stakes in companies where the Group has research collaborations, which provide access to biotechnology developments of potential interest and interests in companies that arise from business divestments.

### Derivative financial instruments: assets

We had both non-current and current derivative financial instruments held at fair value of £103 million (2011 – £155 million). The majority of this amount relates to interest rate swaps and foreign exchange contracts designated as accounting hedges.

### Inventories

Inventory of £3,969 million has increased by £96 million during the year. The increase reflects the impact of the acquisition of HGS together with higher Vaccine stocks, partly offset by initiatives to reduce manufacturing cycle times and reduce stockholding days through more efficient use of inventory throughout the supply chain.

### Trade and other receivables

Trade and other receivables of £5,242 million have decreased from 2011 reflecting specific actions taken to reduce overdue and other receivables as part of our initiative to reduce working capital.

### Derivative financial instruments: liabilities

We held current and non-current derivative financial instruments held at fair value of £65 million (2011 – £177 million) relating primarily to foreign exchange contracts which represent hedges of inter-company loans and deposits, external debt and legal provisions, but are not designated as accounting hedges.

### Trade and other payables

Trade and other payables amounting to £8,054 million have increased from £7,359 million in 2011, reflecting the amount payable to non-controlling shareholders in GSK Consumer Healthcare Ltd. in India under the offer to purchase additional shares and also the benefits of our working capital initiatives.

### Provisions

We carried deferred tax provisions and other short-term and non-current provisions of £2,396 million at 31 December 2012 (2011 – £4,456 million) in respect of estimated future liabilities, of which £527 million (2011 – £2,772 million) related to legal and other disputes. Provision has been made for legal and other disputes, indemnified disposal liabilities, employee related liabilities and the costs of restructuring programmes to the extent that at the balance sheet date a legal or constructive obligation existed and could be reliably estimated.

### Pensions and other post-employment benefits

We account for pension and other post-employment arrangements in accordance with IAS 19. The deficits, net of surpluses before allowing for deferred taxation were £1,313 million (2011 – £1,476 million) on pension arrangements and £1,668 million (2011 – £1,595 million) on unfunded post-employment liabilities.

The pension liabilities decreased following an increase in asset values in the UK, deficit reduction contributions of £368 million (2011 – £450 million) and the one-off adjustments to the UK pension obligations made during the year, partly offset by reductions in the rates used to discount UK pension liabilities from 4.8% to 4.4% and US pension liabilities from 4.4% to 3.8%.

In December 2010, the UK scheme purchased an insurance contract that will guarantee payment of specified pensioner liabilities. This contract was valued at £751 million at 31 December 2012.

### Net debt

	2012 £m	2011 £m
Cash, cash equivalents and liquid investments	4,265	5,898
Borrowings – repayable within one year	(3,631)	(2,698)
Borrowings – repayable after one year	(14,671)	(12,203)
<b>Net debt</b>	<b>(14,037)</b>	<b>(9,003)</b>

Net debt increased by £5,034 million and reflected the acquisition of HGS for £2,031 million, net of cash acquired, together with the legal settlements in the year of £2,610 million which included the previously announced payments to the US Government of £1.9 billion (\$3 billion) in settlement of certain investigations.

The Group's strong cash generation together with the proceeds from the disposal of the Consumer Healthcare OTC brands also enabled the financing of share repurchases of £2.5 billion and increased dividend payments of £3.8 billion.

### Movements in net debt

	2012 £m	2011 £m
Net debt at beginning of year	(9,003)	(8,859)
Decrease in cash and bank overdrafts	(1,607)	(94)
Cash inflow from liquid investments	(224)	(30)
Net increase in long-term loans	(4,430)	–
Net repayment of/(increase in) short-term loans	816	(37)
Debt of subsidiary undertakings acquired	(3)	(10)
Exchange movements	385	(10)
Other movements	29	37
<b>Net debt at end of year</b>	<b>(14,037)</b>	<b>(9,003)</b>

### Total equity

At 31 December 2012, total equity had decreased from £8,827 million at 31 December 2011 to £6,747 million. The decrease arose principally from share repurchases in the year.

A summary of the movements in equity is set out below.

	2012 £m	2011 £m
Total equity at beginning of year	8,827	9,745
Total comprehensive income for the year	4,011	4,424
Dividends to shareholders	(3,814)	(3,406)
Shares issued	356	250
Changes in non-controlling interests	(218)	18
Forward contract relating to non-controlling interest	8	(29)
Shares purchased and cancelled or held as Treasury shares	(2,493)	(2,191)
Consideration received for shares transferred by ESOP Trusts	58	45
Shares acquired by ESOP Trusts	(37)	(36)
Share-based incentive plans	211	191
Tax on share-based incentive plans	9	50
Distributions to non-controlling interests	(171)	(234)
<b>Total equity at end of year</b>	<b>6,747</b>	<b>8,827</b>

The changes in non-controlling interests in the year primarily arise from the acquisitions of the Shionogi-ViiV Healthcare joint venture and further shares in GSK Consumer Healthcare Ltd, the Group's Consumer Healthcare subsidiary in India.

## Financial review

### Share purchases

In 2012, the Employee Share Ownership Plan (ESOP) Trusts acquired £37 million of shares in GlaxoSmithKline plc (2011 – £36 million). Shares are held by the Trusts to satisfy future exercises of options and awards under the Group share option and award schemes. A proportion of the shares held by the Trusts are in respect of awards where the rules of the scheme require us to satisfy exercises through market purchases rather than the issue of new shares. The shares held by the Trusts are matched to options and awards granted.

At 31 December 2012, the ESOP Trusts held 75 million (2011 – 91 million) GSK shares against the future exercise of share options and share awards. The carrying value of £391 million (2011 – £492 million) has been deducted from other reserves. The market value of these shares was £1,004 million (2011 – £1,337 million).

During 2011, we commenced a new long-term share buy-back programme. 174 million shares were repurchased in 2012 at a cost of £2,493 million (see Note 33 'Share capital'). We are currently targetting further repurchases of £1-2 billion during 2013. The exact amount and timing of future purchases, and whether the shares will be held as Treasury shares or be cancelled, will be determined by the company and is dependent on market conditions and other factors. At 31 December 2012, we held 495 million shares as Treasury shares (2011 – 501.2 million shares), at a cost of £6,602 million (2011 – £6,661 million), which has been deducted from retained earnings.

No shares were purchased in the period 1 January 2013 to 28 February 2013.

### Commitments and contingent liabilities

Financial commitments are summarised in Note 39 to the financial statements, 'Commitments'. Other contingent liabilities and obligations in respect of short and long-term debt are set out in Note 31 to the financial statements, 'Contingent liabilities' and Note 32 to the financial statements, 'Net debt'.

Amounts provided for pensions and post-retirement benefits are set out in Note 28 to the financial statements, 'Pensions and other post-employment benefits'. Amounts provided for restructuring programmes and legal, environmental and other disputes are set out in Note 29 to the financial statements, 'Other provisions'.

### Contractual obligations and commitments

The following table sets out our contractual obligations and commitments at 31 December 2012 as they fall due for payment.

	Total £m	Under 1 yr £m	1-3 yrs £m	3-5 yrs £m	5 yrs+ £m
Loans	18,302	3,607	2,834	2,243	9,618
Interest on loans	10,207	690	1,243	1,107	7,167
Finance lease obligations	76	27	34	10	5
Finance lease charges	9	3	4	1	1
Operating lease commitments	849	146	175	115	413
Intangible assets	7,780	551	889	1,365	4,975
Property, plant & equipment	572	473	99	–	–
Investments	72	19	32	21	–
Purchase commitments	762	209	293	260	–
Pensions	368	368	–	–	–
Other commitments	268	90	109	67	2
<b>Total</b>	<b>39,265</b>	<b>6,183</b>	<b>5,712</b>	<b>5,189</b>	<b>22,181</b>

Commitments in respect of loans and future interest payable on loans are disclosed before taking into account the effect of derivatives.

We have entered into a number of research collaborations to develop new compounds with other pharmaceutical companies. The terms of these arrangements can include upfront fees, equity investments, loans and commitments to fund specified levels of research. In addition, we will often agree to make further payments if future 'milestones' are achieved.

As some of these agreements relate to compounds in the early stages of development, milestone payments will continue for a number of years if the compounds move successfully through the development process. Generally the closer the product is to marketing approval the greater the possibility of success. The amounts shown above within intangible assets represent the maximum that would be paid if all milestones were achieved, and include £6.0 billion which relates to externalised projects in the discovery portfolio. A number of new commitments were made in 2012 under licensing and other agreements, including arrangements with Angiochem, Inc., Five Prime Therapeutics, Inc., MD Anderson Cancer Centre and Morphotek, Inc.

In 2009, we reached an agreement with the trustees of the UK pension schemes to make additional contributions over a five year period, to eliminate the pension deficit identified at the 31 December 2008 actuarial funding valuation. The table above includes this commitment but excludes the normal ongoing annual funding requirement in the UK of approximately £120 million. For further information on pension obligations, see Note 28 to the financial statements, 'Pensions and other post-employment benefits'.

### Contingent liabilities

The following table sets out contingent liabilities, comprising discounted bills, performance guarantees, letters of credit and other items arising in the normal course of business, and when they are expected to expire.

	Total £m	Under 1 yr £m	1-3 yrs £m	3-5 yrs £m	5 yrs+ £m
Guarantees	132	79	3	1	49
Other contingent liabilities	77	3	41	17	16
<b>Total</b>	<b>209</b>	<b>82</b>	<b>44</b>	<b>18</b>	<b>65</b>

In the normal course of business, we have provided various indemnification guarantees in respect of business disposals in which legal and other disputes have subsequently arisen. A provision is made where an outflow of resources is considered probable and a reliable estimate can be made of the likely outcome of the dispute and this is included in Note 29 to the financial statements, 'Other provisions'.

We provide for the outcome of tax, legal and other disputes when an outflow of resources is considered probable and a reliable estimate of the outflow may be made. At 31 December 2012, other than for those disputes where provision has been made, it was not possible to make a reliable estimate of the potential outflow of funds that might be required to settle disputes where the possibility of there being an outflow was more than remote.

The ultimate liability for such matters may vary significantly from the amounts provided and is dependent upon the outcome of litigation proceedings and negotiations with the relevant tax authorities. This is discussed further in 'Risk factors' on pages 78 to 86 and Notes 14 and 44 to the financial statements, 'Taxation' and 'Legal proceedings'.



## Cash generation and conversion

A summary of the consolidated cash flow is set out below.

	2012 £m	2011 £m
Net cash inflow from operating activities	4,375	6,250
Net cash outflow from investing activities	(2,631)	(112)
Net cash outflow from financing activities	(3,351)	(6,232)
Decrease in cash and bank overdrafts	(1,607)	(94)
Exchange adjustments	(92)	(108)
Cash and bank overdrafts at beginning of year	5,605	5,807
Cash and bank overdrafts at end of year	3,906	5,605
Cash and bank overdrafts at end of year comprise:		
Cash and cash equivalents	4,184	5,714
Overdrafts	(278)	(109)
	3,906	5,605

The net cash inflow from operating activities after taxation paid was £4,375 million, a decrease of £1,875 million in sterling terms compared with 2011 and reflected the impact of a reduced operating profit and the phasing of tax payments.

The net cash outflow from investing activities was £2,631 million, £2,519 million higher than 2011, which primarily reflected the acquisition of HGS and the sale of the non-core OTC brands during the year, partly offset by the proceeds from the disposal of our shareholding in Quest Diagnostics Inc. during 2011.

The net cash outflow from financing activities was £3,351 million and primarily reflected a net increase in external borrowing of £3,614 million offset by the repurchase of shares and dividends to shareholders totalling £6,307 million.

## Free cash flow

Free cash flow is the amount of cash generated by the business after meeting its obligations for interest, tax and dividends paid to non-controlling interests, and after capital expenditure on property, plant and equipment and intangible assets.

	2012	2011
Free cash flow (£m)	2,049	4,141
Free cash flow growth (%)	(51)%	(8)%

Free cash flow was adversely impacted by legal settlements of £2,610 million (2011 – £1,466 million). Free cash flow excluding legal settlements was £4,659 million in 2012 (2011 – £5,607 million), and this, together with £904 million from the disposal of the non-core OTC brands, enabled the Group to pay dividends to shareholders of £3.8 billion, and spend £2.5 billion on repurchasing shares.

Our commitment is to continue to use free cash flow to support increasing dividends, undertake share repurchases or, where returns are more attractive, reinvest in the business, including bolt-on acquisitions.

A reconciliation of net cash inflow from operating activities, which is the closest equivalent IFRS measure, to free cash flow is shown below.

## Reconciliation of free cash flow

	2012 £m	2011 £m
Net cash inflow from operating activities	4,375	6,250
Purchase of property, plant and equipment	(1,051)	(923)
Purchase of intangible assets	(469)	(405)
Disposal of property, plant and equipment	68	100
Interest paid	(779)	(769)
Interest received	30	97
Dividends received from joint ventures and associated undertakings	46	25
Distributions to non-controlling interests	(171)	(234)
Free cash flow	2,049	4,141

## Investment appraisal

We have a formal process for assessing potential investment proposals in order to ensure decisions are aligned with our overall strategy. This process includes an assessment of the cash flow return on investment (CFROI), as well as its net present value (NPV) and internal rate of return (IRR) where the timeline for the project is very long term. We also consider the impact on earnings and credit profile where relevant.

The discount rate used to perform financial analyses is decided internally, to allow determination of the extent to which investments cover our cost of capital. For specific investments the discount rate may be adjusted to take into account country or other risk weightings.

## Capital expenditure and financial investment

Cash payments for tangible and intangible fixed assets amounted to £1,520 million (2011 – £1,328 million) and disposals realised £1,124 million (2011 – £337 million). Cash payments to acquire equity investments of £229 million (2011 – £76 million) were made in the year and sales of equity investments realised £28 million (2011 – £68 million).

## Future cash flow

We expect that future operating cash flow will be sufficient to fund our operating and debt service costs, to satisfy normal levels of capital expenditure, to meet obligations under existing licensing agreements, to meet the expenditure arising from the major restructuring programmes (the precise timing of which is uncertain) outlined in Note 10 to the financial statements, 'Major restructuring costs' and to meet other routine outflows including tax and dividends, subject to the 'Risk factors' discussed on pages 78 to 86. We may from time to time have additional demands for finance, such as for acquisitions and share repurchases. We have access to other sources of liquidity from short and long-term capital markets and banks and other financial institutions, in addition to the cash flow from operations, for such needs.

## Working capital

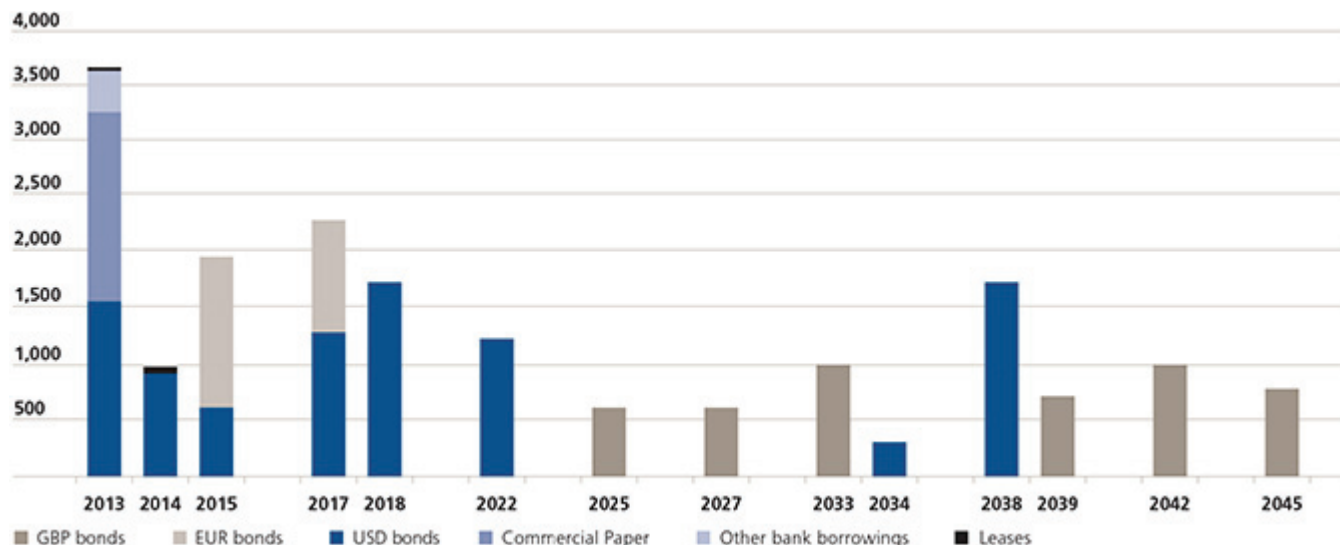
	2012	2011 (restated)
Working capital percentage of turnover (%)	21%	21%
Working capital conversion cycle (days)	194	202

Working capital reduced by £397 million in 2012 compared with a reduction of £477 million in 2011. Working capital conversion cycle reduced by eight days reflecting improvements in conversion for receivables, payables and inventory. This was partly offset by the acquisition of HGS, which added three days to the conversion cycle.

## Financial review

### Maturity profile of gross debt

£m equivalent



### Payment policies

Group companies are responsible for monitoring and managing their working capital. The terms of sales collections and supplier payments reflect local commercial practice.

In the UK, the company and each of its UK subsidiaries have policies to ensure that suppliers are paid on time. In particular, the UK companies seek:

- to settle terms of payment with suppliers when agreeing the terms of the transaction
- to ensure that suppliers are made aware of the agreed terms of payment
- to abide by the terms of payment.

The policy permits arrangements for accelerated payment to small suppliers.

### Payment performance

At 31 December 2012, the average number of days' payable outstanding represented by trade payables of the parent company was nil (2011 – nil) and in respect of the company and its UK subsidiaries in aggregate was 56 days (2011 – 61 days).

### Treasury policies

GSK reports in Sterling and pays dividends out of Sterling profits. The role of Corporate Treasury is to monitor and manage our external and internal funding requirements and financial risks in support of our strategic objectives. GSK operates on a global basis, primarily through subsidiary companies, and we manage our capital to ensure that our subsidiaries are able to operate as going concerns and to optimise returns to shareholders through an appropriate balance of debt and equity. Treasury activities are governed by policies and procedures approved by the Board of Directors, most recently on 11 July 2012. A Treasury Management Group (TMG) meeting chaired by our Chief Financial Officer, takes place on a monthly basis to review treasury activities. Its members receive management information relating to treasury activities.

### Capital management

Our financial strategy supports the Group's strategic priorities and it is regularly reviewed by the Board. We manage the capital structure of the Group through an appropriate mix of debt and equity in order to optimise returns to shareholders whilst maintaining credit ratings that provide us with flexibility to access debt capital markets on attractive terms. Our financial architecture is designed to drive growth in earnings per share and cash generation in order to maximise the returns from the Group's strategy. The free cash flow we generate is then deployed to deliver returns to shareholders and reinvested in the business depending on where returns are most attractive. We continue to apply strict financial and returns-based criteria such as cash flow return on investment in order to allocate capital and assess investment opportunities.

The capital structure of the Group consists of net debt of £14.0 billion (see Note 32, 'Net debt') and shareholders' equity of £5.8 billion (see 'Consolidated statement of changes in equity' on page 142). Total capital, including that provided by non-controlling interests of £0.9 billion, is £20.7 billion.

For further details see Note 41 to the financial statements 'Financial instruments and related disclosures'.

### Liquidity

As at 31 December 2012, our cash and liquid investments were held as follows:

	2012 £m	2011 £m
Bank balances and deposits	3,456	3,875
US Treasury and Treasury repo only		
money market funds	728	1,839
Corporate debt instruments	7	9
Government securities	74	175
	4,265	5,898

We had net debt of £14.0 billion at 31 December 2012. The table below summarises cash and gross debt after the effects of hedging.

	2012 £m	2011 £m
Cash and liquid investments	4,265	5,898
Gross debt – fixed	(15,205)	(13,621)
– floating	(3,090)	(1,279)
– non-interest bearing	(7)	(1)
Net debt	(14,037)	(9,003)

GSK's policy is to borrow centrally in order to meet anticipated funding requirements. The cash flow forecast and funding requirements are monitored by the TMG on a monthly basis. Our strategy is to diversify liquidity sources using a range of facilities and to maintain broad access to funding markets.

At 31 December 2012, GSK had £4.3 billion of cash, cash equivalents and liquid investments and £3.6 billion of borrowings repayable within one year. GSK also has access to short-term finance under a US\$10 billion commercial paper programme and \$2.9 billion (£1.7 billion) was in issue under this programme at 31 December 2012. GSK has £1.9 billion five year committed medium term facilities and \$2.5 billion of 364-day committed facilities. These facilities were put in place in September 2012. We consider this level of committed facilities to be adequate given current liquidity requirements.

We have a European Medium Term Note programme of £15 billion and at 31 December 2012, £7.0 billion of notes were in issue under this programme. We also have a US shelf registration statement and at 31 December 2012, we had \$15.0 billion (£9.2 billion) of notes in issue under this programme. GSK's long-term borrowings mature at dates between 2014 and 2045.

GSK's long-term credit ratings have remained unchanged since February 2008 and currently GSK is rated A+ stable outlook by Standard and Poor's and A1 stable outlook by Moody's Investors Service ('Moody's'). Our short-term credit ratings are A-1 and P-1 with Standard and Poor's and Moody's respectively.

### Treasury operations

The objective of treasury activity is to manage the post-tax net cost or income of financial operations to the benefit of earnings. We use a variety of financial instruments to finance our operations and derivative financial instruments to manage market risks from these operations. These derivatives, principally comprising forward foreign currency contracts, interest rate and currency swaps, are used to swap borrowings and liquid assets into currencies required for Group purposes and to manage exposure to financial risks from changes in foreign exchange and interest rates.

Corporate Treasury does not operate as a profit centre. We do not hold or issue derivatives for speculative purposes. Our Treasury policies specifically prohibit such activity. All transactions in financial instruments are undertaken to manage the risks arising from underlying business activities, not for speculation.

### Interest rate risk management

GSK's objective is to reduce our effective net interest cost and to rebalance the mix of debt at fixed and floating interest rates over time. The policy on interest rate risk management limits the amount of floating interest payments to a prescribed percentage of operating profit.

We use a series of interest rate swaps to redenominate one of our bonds into floating interest rates. The duration of these swaps matches the duration of the principal instrument. These interest rate derivative instruments are accounted for as fair value hedges of the relevant liability.

### Foreign exchange risk management

Foreign currency transaction exposures arising on internal and external trade flows are not hedged. The exposure of overseas operating subsidiaries to transaction risk is minimised by matching local currency income with local currency costs. For this purpose, our internal trading transactions are matched centrally and we manage inter-company payment terms to reduce foreign currency risk. Foreign currency cash flows can be hedged selectively under the management of Corporate Treasury and the TMG. Where possible, we manage the cash surpluses or borrowing requirements of subsidiary companies centrally using forward contracts to hedge future repayments back into the originating currency.

In order to reduce foreign currency translation exposure, we seek to denominate borrowings in the currencies of our principal assets and cash flows. These are primarily denominated in US dollars, Euros and Sterling. Certain borrowings can be swapped into other currencies as required.

Borrowings denominated in, or swapped into, foreign currencies that match investments in overseas Group assets may be treated as a hedge against the relevant assets. Forward contracts in major currencies are also used to reduce our exposure to our investment in overseas Group assets. The TMG reviews the ratio of borrowings to assets for major currencies monthly.

### Counterparty risk management

GSK sets global counterparty limits for each of GSK's banking and investment counterparties based on long-term credit ratings from Moody's and Standard and Poor's. Corporate Treasury's usage of these limits is monitored daily by a Corporate Compliance Officer (CCO) who operates independently of Corporate Treasury. Any breach of these limits would be reported to the CFO immediately. The CCO also monitors the credit rating of these counterparties and, when changes in ratings occur, notifies Corporate Treasury so that changes can be made to investment levels or to authority limits as appropriate. In addition, a report on relationship banks and their credit ratings is presented annually to the TMG for approval and reviewed regularly.



## Financial review

### Financial review 2011

In accordance with US SEC disclosure requirements, the following discussion compares results for the year to 31 December 2011 with the results for the year to 31 December 2010.

Following the introduction of core measures to report the performance of the Group and changes to reflect the new reporting structure of the Group (see page 56) this financial review has been restated on a consistent basis.

All growth rates included in the financial review are at constant exchange rates (CER) unless otherwise stated. CER growth is discussed on page 56.

#### Group turnover by division

	2011 £m	2010 £m	Growth CER%	Growth £%
Pharmaceuticals	18,615	18,973	(1)	(2)
Vaccines	3,497	4,326	(19)	(19)
Pharmaceuticals and Vaccines	22,112	23,299	(4)	(5)
Consumer Healthcare	5,275	5,093	5	4
	27,387	28,392	(3)	(4)

#### Group turnover by geographic region

	2011 £m	2010 £m	Growth CER%	Growth £%
USA	8,684	9,345	(4)	(7)
Europe	8,271	9,091	(10)	(9)
EMAP	6,403	6,074	8	5
Japan	2,318	2,155	1	8
Other	1,711	1,727	(5)	(1)
	27,387	28,392	(3)	(4)

#### Group turnover by segment

	2011 £m	2010 £m	Growth CER%	Growth £%
<b>Pharmaceuticals and Vaccines:</b>				
USA	7,022	7,629	(4)	(8)
Europe	5,700	6,479	(13)	(12)
EMAP	4,459	4,347	5	3
Japan	2,082	1,959	–	6
ViiV Healthcare	1,569	1,566	1	–
Other trading and unallocated	1,280	1,319	(7)	(3)
Pharmaceuticals and Vaccines	22,112	23,299	(4)	(5)
Consumer Healthcare	5,275	5,093	5	4
	27,387	28,392	(3)	(4)

#### Pharmaceuticals turnover by therapeutic area

Turnover declined 1% to £18.6 billion, with growth in Cardiovascular and urogenital, Respiratory, Dermatology, Antibacterials, HIV and Oncology and emesis, more than offset by declines in Metabolic, Anti-virals and Central nervous system.

#### Pharmaceuticals turnover by therapeutic area

	2011 £m	2010 £m	Growth CER%	Growth £%
Respiratory	7,298	7,238	2	1
Anti-virals	842	1,167	(29)	(28)
Central nervous system	1,721	1,753	(2)	(2)
Cardiovascular and urogenital	2,454	2,314	8	6
Metabolic	331	647	(49)	(49)
Anti-bacterials	1,390	1,396	1	–
Oncology and emesis	683	679	2	1
Dermatology	898	849	8	6
Rare diseases	463	408	12	14
Immuno-inflammation	15	–	–	–
Other pharmaceuticals	951	956	1	(1)
ViiV Healthcare (HIV)	1,569	1,566	1	–
	18,615	18,973	(1)	(2)

#### Respiratory

Respiratory sales increased 2% to £7.3 billion reflecting strong performances in Japan, Emerging Markets and Asia Pacific. *Seretide/Advair* sales were flat as growth in Japan and Asia Pacific offset small declines in the USA and Europe. In addition, *Ventolin* grew 17% to £602 million and *Avamys/Veramyst* sales were up 24% to £241 million.

In the USA, sales of *Advair* were £2.5 billion, down 1% which was in line with estimated underlying growth for the year (6% volume decline partly offset by 5% positive impact of price and mix). *Flovent* grew 8% to £447 million and *Ventolin* grew 39% to £239 million.

In Europe, Respiratory sales were down 2%. *Seretide* sales were down 2% at £1.6 billion as the impact of price reductions by European governments offset volume increases.

In Emerging Markets, Respiratory sales grew 8%, with growth in many products in the portfolio. *Seretide* sales were flat at £317 million as volume growth was offset by the continuing impact of price cuts, particularly in Russia and Turkey.

#### Anti-virals

Anti-virals decreased 29% to £0.8 billion. Sales growth was impacted by lower sales of *Relenza* (down 79% to £27 million) compared with significant sales in 2010 related to pandemic flu. In addition, *Valtrex* sales continued to decline as a result of generic competition in the USA and Europe (down 38% to £339 million). Sales of *Zeffix* grew 1% to £237 million with strong growth in Emerging Markets being offset by small declines in most other markets.

#### Central nervous system (CNS)

CNS sales decreased 2% to £1.7 billion. Performance was primarily impacted by a decline in *Serostat/Paxil* sales (down 13% to £435 million), partially offset by *Lamictal* sales growth (up 8% to £536 million) benefiting from growth in Japan where product sales more than doubled to £41 million and a continuing strong performance of *Lamictal XR* in the USA.

## Cardiovascular and urogenital

Cardiovascular and urogenital sales increased 8% to £2.5 billion, primarily driven by the *Avodart* franchise, up 20% to £748 million, with the launches of the new combination product *Duodart/Jalyn* in the USA and Europe and of *Avodart* in Japan, and *Lovaza*, up 12% to £569 million. *Arixtra* declined 7% to £276 million as a result of the start of generic competition in the USA in the third quarter of 2011.

## Metabolic

Metabolic sales decreased 49% to £0.3 billion, primarily reflecting the loss of sales of *Avandia*. In addition, sales of *Boniva* were negatively impacted by the termination of co-promotion agreements in certain European countries.

## Anti-bacterials

Anti-bacterial sales grew 1% to £1.4 billion with growth in the category led by sales of *Augmentin* in Emerging Markets (up 11% to £311 million). The category was held back by austerity price cuts and the mild flu season in the northern hemisphere.

## Oncology and emesis

Oncology and emesis sales increased 2% to £0.7 billion reflecting strong growth from new products *Votrient*, *Promacta/Revolade* and *Arzerra* which together more than doubled to £219 million, partly offset by generic competition to older products.

Ongoing launches of *Promacta/Revolade* continued throughout 2011 as sales outside the USA grew from £6 million in 2010 to £43 million in 2011. Sales in the USA grew 36% to £32 million.

The strong performances of the new oncology products were partly offset by the impact of generic competition in the USA to *Hycamtin* which was down 92%, and the continued decline of *Zofran*, which fell 12% to £83 million.

## Dermatology

Dermatology sales grew 8% to £0.9 billion as growth in Emerging Markets (which is benefiting from ongoing launches of Stiefel products in new markets) offset the impact of price cuts in Europe and generic competition to *Evoclin* in the USA.

## Rare diseases

Sales grew 12% to £0.5 billion, with the majority of the growth coming from *Volibris*, where sales more than doubled to £97 million.

## Immuno-inflammation

*Benlysta* was launched in the year in the USA and Germany and recorded turnover of £15 million.

## ViiV Healthcare (HIV)

ViiV Healthcare sales grew 1% to £1.6 billion, with USA up 4%, Europe down 3%, Emerging Markets up 9% and Rest of World down 4%. Growth was primarily driven by *Epzicom/Kivexa* (up 12% to £617 million) and *Selzentry* (up 39% to £110 million), partly offset by a decline in the mature portfolio (down 8% to £842 million).

The *Epzicom/Kivexa* sales growth was driven by strong performance in the USA and Europe. In the USA sales of *Epzicom* were £230 million, up 14%, reflecting a relatively equal mix of volume and price growth. The volume growth in Europe benefited from an improved positioning in regional and local guidelines. *Kivexa* continued to grow in Japan and Mexico and a number of developing markets in Asia Pacific.

The *Selzentry* sales growth was primarily driven by an increase in market share. In the USA, sales were £45 million, up 38% and in Europe sales were £51 million, up 24%.

The decline in the mature portfolio (including *Combivir* which declined 10% to £322 million) was primarily driven by a decline in the western markets as a result of newer treatment options.

## Vaccines turnover

	2011 £m	2010 £m	Growth CER%	Growth £%
Vaccines sales	3,497	4,326	(19)	(19)

## Vaccines

The loss of flu pandemic vaccine sales in the year resulted in a decline in reported vaccines sales of 19% to £3.5 billion. Excluding the effect of the flu pandemic vaccine sales, underlying sales grew by 11% reflecting the growth of *Cervarix*, *Synflorix* and *Rotarix* partly offset by lower sales of the Hepatitis franchise and *Infanrix* and the impact of changes to the Pharmacopeia in China.

## Consumer Healthcare turnover

	2011 £m	2010 £m	Growth*	
			CER%	£%
Total wellness	2,278	2,202	4	3
Oral care	1,711	1,596	7	7
Nutrition	1,025	953	10	8
Skin health	261	342	(23)	(24)
	5,275	5,093	5	4

Consumer Healthcare sales grew 5% to £5.3 billion compared with an estimated market growth of 4% (for markets where we compete). The net impact of acquisitions and disposals was not significant. Excluding the OTC brands targeted for divestment, Consumer Healthcare sales grew approximately 7%. The disposal of the North American OTC brands was completed in January 2012.

## Total wellness

Total wellness sales increased 4% at £ 2.3 billion with strong growth in several sub-categories, offset by a decline in *alli*. The *Panadol* franchise registered growth of 7% and in gastrointestinal care, the core brands *Tums* and *Eno* were up 17% and 15%, respectively.

## Oral care

Oral care sales increased 7% to £1.7 billion, again led by *Sensodyne*, which continued to benefit from the successful launch of *Repair & Protect* and the ongoing geographic expansion of the *Pronamel* Acid Erosion business.

## Nutrition

Nutrition grew by 10% to £1.0 billion led by strong growth in *Horlicks* combined with the inclusion of *Maxinutrition* from February 2011. Nutrition growth excluding *Maxinutrition* was 7%.

## Skin health

Skin health sales declined 23% to £0.3 billion.

## Financial review

### Core results

The definition of core results is set out on page 56. The reconciliation of total results to core results is presented on page 75.

	2011		2010		Growth	
	£m	% of turnover	£m	% of turnover	CER%	£%
Turnover	27,387	100	28,392	100	(3)	(4)
Cost of sales	(7,259)	(26.5)	(7,405)	(26.1)	(2)	(2)
Selling, general and administration	(7,956)	(29.1)	(8,081)	(28.5)	(1)	(2)
Research and development	(3,678)	(13.4)	(3,705)	(13.0)	1	(1)
Royalty income	309	1.1	296	1.0	5	5
Core operating profit	8,803	32.1	9,497	33.4	(6)	(7)
Net finance costs	(707)		(712)			
Share of after tax profits of associates and joint ventures	15		81			
Core profit before tax	8,111		8,866		(8)	(9)
Taxation	(2,104)		(2,266)			
Core profit after tax	6,007		6,600		(8)	(9)
Core profit attributable to shareholders	5,810		6,381			
Core earnings per share	115.5p		125.5p		(7)	(8)

### Cost of sales

Core cost of sales increased to 26.5% of turnover (2010 – 26.1%). This reflected the impact of the reduction of higher margin sales of pandemic related products, *Avandia* and *Valtrex*, together with the effect of regional mix and the impact of US healthcare reform and European austerity price cuts. These adverse impacts were partially offset by lower inventory write-offs and greater savings from the Operational Excellence programme.

### Selling, general and administration

Core SG&A costs decreased by 1%, but were 29.1% of turnover compared with 28.5% in 2010. This reflected the impact of the reduction in sales of pandemic related products, *Avandia* and *Valtrex*, the US healthcare reform levy of £100 million and continuing investment in growth businesses and new product launches, partly offset by ongoing cost savings.

Advertising and promotion declined 5%, selling and distribution declined 1% and general and administration increased 4%.

### Research and development

Core R&D expenditure increased 1% to £3,678 million (13.4% of turnover) compared with £3,705 million in 2010 (13.0% of turnover). The increase reflected investment in the late-stage pipeline partly offset by efficiency savings.

### Core operating profit

Core operating profit was £8,803 million, a 6% decrease in CER terms over 2010.

### Net finance costs

	2011 £m	2010 £m
<b>Finance income</b>		
Interest and other income	90	103
Fair value movements	–	13
	<b>90</b>	<b>116</b>
<b>Finance expense</b>		
Interest expense	(744)	(767)
Unwinding of discounts on liabilities	(10)	(18)
Remeasurements and fair value movements	(23)	(18)
Other finance expense	(20)	(25)
	<b>(797)</b>	<b>(828)</b>

Net finance expense fell slightly to £707 million from £712 million in 2010. This reflected relatively stable levels of net debt as the Group's strong cash generation funded share repurchases of £2.2 billion and increased dividend payments.

### Share of after tax profits of associates and joint ventures

The share of after tax profits of associates of £15 million (2010 – £81 million) arose principally from the Group's holding in Aspen Pharmacare. The decline in 2011 reflected the disposal of the share in Quest Diagnostics in February 2011.

### Profit before taxation

Taking account of net finance costs and the share of profits of associates, core profit before taxation was £8,111 million compared with £8,866 million in 2010, a 8% CER decline and a 9% decline in sterling terms.

### Taxation

Tax on core profit amounted to £2,104 million and represented an effective core tax rate of 25.9% (2010 – 25.6%).

GSK continues to believe that it has made adequate provision for the liabilities likely to arise from periods which are open and not yet agreed by tax authorities. The ultimate liability for such matters may vary from the amounts provided and is dependent upon the outcome of agreements with relevant tax authorities or litigation.

### Earnings per share

Core earnings per share of 115.5 pence was down 7% in CER terms and 8% at actual rates. The currency impact reflected the strengthening of Sterling against the US dollar, partially offset by the weakening of Sterling against the Japanese Yen.

### Dividend

The Board declared four interim dividends resulting in a dividend for the year of 70 pence, a 5 pence increase on the 65 pence per share for 2010. The Board has also declared a supplemental interim dividend of 5 pence per share related to the disposal of certain non-core OTC brands in North America, which was completed on 31 January 2012, to be paid at the same time as the fourth interim dividend. See Note 16 'Dividends' on page 163.

## Core results reconciliation – 31 December 2011

	Core results £m	Intangible amortisation £m	Intangible impairment £m	Major restructuring £m	Legal charges £m	Other operating income £m	Total results (restated) £m
Turnover	27,387						27,387
Cost of sales	(7,259)	(304)	(12)	(73)			(7,648)
Gross profit	20,128	(304)	(12)	(73)			19,739
Selling, general and administration	(7,956)			(397)	(157)		(8,510)
Research and development	(3,678)	(137)	(97)	(97)			(4,009)
Royalty income	309						309
Other operating income				(23)		301	278
Operating profit	8,803	(441)	(109)	(590)	(157)	301	7,807
Net finance costs	(707)			(2)			(709)
Profit on disposal of interests in associates	–					585	585
Share of after tax profits of associates and joint ventures	15						15
Profit before taxation	8,111	(441)	(109)	(592)	(157)	886	7,698
Taxation	(2,104)	137	41	114	22	(450)	(2,240)
Tax rate %	25.9 %						29.1 %
Profit after taxation	6,007	(304)	(68)	(478)	(135)	436	5,458
Profit attributable to non-controlling interests	197						197
Profit attributable to shareholders	5,810	(304)	(68)	(478)	(135)	436	5,261
Earnings per share	115.5p	(6.0)p	(1.4)p	(9.5)p	(2.7)p	8.7p	104.6p
Weighted average number of shares (millions)	5,028						5,028

## Core results reconciliation – 31 December 2010

	Core results £m	Intangible amortisation £m	Intangible impairment £m	Major restructuring £m	Legal charges £m	Other operating income £m	Total results (restated) £m
Turnover	28,392						28,392
Cost of sales	(7,405)	(295)	(11)	(187)			(7,898)
Gross profit	20,987	(295)	(11)	(187)			20,494
Selling, general and administration	(8,081)			(665)	(4,001)		(12,747)
Research and development	(3,705)	(133)	(126)	(493)			(4,457)
Royalty income	296						296
Other operating income						197	197
Operating profit	9,497	(428)	(137)	(1,345)	(4,001)	197	3,783
Net finance costs	(712)			(3)			(715)
Profit on disposal of interests in associates						8	8
Share of after tax profits of associates and joint ventures	81						81
Profit before taxation	8,866	(428)	(137)	(1,348)	(4,001)	205	3,157
Taxation	(2,266)	136	39	240	600	(53)	(1,304)
Tax rate %	25.6 %						41.3 %
Profit after taxation	6,600	(292)	(98)	(1,108)	(3,401)	152	1,853
Profit attributable to non-controlling interests	219						219
Profit attributable to shareholders	6,381	(292)	(98)	(1,108)	(3,401)	152	1,634
Earnings per share	125.5p	(5.7)p	(1.9)p	(21.8)p	(66.9)p	2.9p	32.1p
Weighted average number of shares (millions)	5,085						5,085



## Financial review

### Total results

	2011		2010		Growth	
	(restated) £m	% of turnover	(restated) £m	% of turnover	CER%	£%
Turnover	27,387	100	28,392	100	(3)	(4)
Cost of sales	(7,648)	(27.9)	(7,898)	(27.8)	(3)	(3)
Selling, general and administration	(8,510)	(31.1)	(12,747)	(44.9)	(33)	(33)
Research and development	(4,009)	(14.6)	(4,457)	(15.7)	(9)	(10)
Royalty income	309	1.1	296	1.0		
Other operating income	278	1.0	197	0.7		
Operating profit	7,807	28.5	3,783	13.3	>100	>100
Net finance cost	(709)		(715)			
Profit on disposal of interest in associates	585		8			
Share of after tax profits of associates and joint ventures	15		81			
Profit before taxation	7,698		3,157		>100	>100
Taxation	(2,240)		(1,304)			
Profit after taxation for the year	5,458		1,853		>100	>100
Total profit attributable to shareholders	5,261		1,634			
Earnings per share (p)	104.6		32.1		>100	>100
Earnings per ADS (US\$)	3.37		1.00			

### Cost of sales

Cost of sales increased to 27.9% of turnover (2010 – 27.8%). This reflected the impact of the reduction of higher margin sales of pandemic related products, *Avandia* and *Valtrex*, together with the effect of regional mix and the impact of US healthcare reform and European austerity price cuts. These adverse impacts were partially offset by lower restructuring costs, lower inventory write-offs and greater savings from the Operational Excellence programme.

### Selling, general and administration

SG&A costs decreased 33% and were 31.1% of turnover compared with 44.9% in 2010. Legal costs of £157 million (2010 – £4,001 million) primarily arose from additional charges in the year for product liability cases regarding *Paxil*, *Poligrip* and other products and various government investigations and reflect the best estimates of the additional amounts expected to be necessary to resolve those disputes. Excluding legal costs, SG&A costs were 30.5% of turnover, 0.3 percentage points lower than in 2010. This reflected lower restructuring charges and ongoing cost savings, including from the Operational Excellence programme, partly offset by the impact of the reduction in sales of pandemic related products, *Avandia* and *Valtrex*, the US healthcare reform levy of £100 million and continuing investment in growth businesses and new product launches.

Advertising and promotion declined 5%, selling and distribution declined 7% and general and administration excluding legal increased 2%. Collectively these items accounted for a 4% decline in SG&A before legal costs.

### Research and development

We remain focused on delivering an improved return on our investment in R&D and sales contribution, reduced attrition and cost reduction are all important drivers of an improving internal rate of return. R&D expenditure is not determined as a percentage of sales, but instead capital is allocated using strict returns based criteria.

R&D expenditure decreased 9% to £4,009 million (14.6% of turnover) compared with £4,457 million in 2010 (15.7% of turnover), reflecting lower restructuring costs, efficiency savings and lower intangible asset impairments, partly offset by increased investment in the late-stage pipeline.

### Other operating income

Other operating income was £278 million (2010 – £197 million) primarily comprising profits on asset disposals of £355 million (2010 – £244 million) partly offset by equity investment impairments of £78 million (2010 – £65 million) and restructuring costs of £23 million (2010 – £nil) associated with the proposed divestment of the non-core Consumer Healthcare brands.

### Operating profit

Operating profit for 2011 was £7,807 million, an increase of over 100% in CER and sterling terms compared with 2010. Excluding legal costs of £157 million (2010 – £4,001 million), operating profit was £7,964 million a 3% increase in CER terms (2% in sterling terms) principally reflecting a 3% decline in turnover, lower cost of sales, lower R&D expenditure and higher other operating income.

Non-core items comprised intangible asset amortisation of £441 million (2010 – £428 million), intangible asset impairment of £109 million (2010 – £137 million), major restructuring costs of £590 million (2010 – £1,345 million), legal costs of £157 million (2010 – £4,001 million) and other operating income of £301 million (2010 – £197 million).

### Net finance costs

	2011 £m	2010 £m
<b>Finance income</b>		
Interest and other finance income	90	103
Fair value movements	–	13
	90	116
<b>Finance expense</b>		
Interest expense	(744)	(767)
Unwinding of discounts on liabilities	(12)	(18)
Remeasurements and fair value movements	(23)	(21)
Other finance expense	(20)	(25)
	(799)	(831)

Net finance expense fell slightly to £709 million from £715 million in 2010. This reflected relatively stable levels of net debt as the Group's strong cash generation funded share repurchases of £2.2 billion and increased dividend payments. Profit on disposal of interest in associates

### Profit on disposal of interest in associates

The pre-tax profit on the disposal of interests in associates was £585 million (£246 million after tax), primarily reflecting the disposal of the remaining shares in Quest Diagnostics.

### Share of after tax profits of associates and joint ventures

The share of after tax profits of associates of £15 million (2010 – £81 million) arose principally from the Group's holding in Aspen Pharmacare. The decline in 2011 reflected the disposal of the shares in Quest Diagnostics in February 2011.

### Profit before taxation

Taking account of net finance costs, the profit on disposal of interest in associates and the share of profits of associates, total profit before taxation was £7,698 million compared with £3,157 million in 2010. The more than 100% increase in CER and sterling terms reflected the impact of lower legal charges in 2011.

## Taxation

	2011 £m	2010 £m
UK corporation tax at the UK statutory rate	647	82
Less double taxation relief	(164)	(156)
	483	(74)
Overseas taxation	1,603	1,496
Current taxation	2,086	1,422
Deferred taxation	154	(118)
Taxation on total profits	2,240	1,304

The charge for taxation on total profits amounted to £2,240 million and represented an effective tax rate of 29.1% (2010 – 41.3%).

GSK continues to believe that it has made adequate provision for the liabilities likely to arise from periods which are open and not yet agreed by tax authorities. The ultimate liability for such matters may vary from the amounts provided and is dependent upon the outcome of agreements with relevant tax authorities or litigation.

## Earnings per share

Total earnings per share was 104.6 pence for the year compared with 32.1 pence in 2010. Non-core charges totalled 10.9 pence (2010 – 93.4 pence) and included legal charges of £157 million (2.7 pence) (2010 – £4,001 million, 66.9 pence) in the year.

## Financial position and resources

### Property, plant and equipment

The total cost of our property, plant and equipment at 31 December 2011 was £18,832 million, with a net book value of £8,748 million. Of this, land and buildings represented £3,817 million, plant and equipment £2,905 million and assets in construction £2,026 million. In 2011, we invested £1,061 million in new and renewal property, plant and equipment. At 31 December 2011, we had capital contractual commitments for future expenditure of £504 million and operating lease commitments of £354 million.

### Goodwill

Goodwill increased during the year to £3,754 million at 31 December 2011 from £3,606 million. The increase primarily reflects the goodwill arising on the acquisition of Maxinutrition Group Holdings Limited of £114 million, partly offset by a weakening of overseas currencies.

### Other intangible assets

Other intangible assets include the cost of intangibles acquired from third parties and computer software. The net book value of other intangible assets as at 31 December 2011 was £7,802 million (2010 – £8,532 million). The decrease in 2011 reflected amortisation and impairment of existing intangibles partly offset by additions of £363 million through business combinations and other additions.

### Investments

We held investments, including associates and joint ventures, with a carrying value at 31 December 2011 of £1,150 million (2010 – £1,792 million). The market value at 31 December 2011 was £1,355 million (2010 – £2,688 million).

### Derivative financial instruments: assets

We had both non-current and current derivative financial instruments held at fair value of £155 million (2010 – £190 million). The majority of this amount relates to interest rate swaps and foreign exchange contracts designated as accounting hedges.

## Inventories

Inventory of £3,873 million has increased by £36 million during the year. The increase reflects higher Vaccine stocks, partly offset by initiatives to reduce manufacturing cycle times and reduce stockholding days.

## Trade and other receivables

Trade and other receivables of £5,576 million have decreased from 2010 reflecting specific actions taken to reduce overdue and other receivables as part of our initiative to reduce working capital.

## Derivative financial instruments: liabilities

We held current and non-current derivative financial instruments held at fair value of £177 million (2010 – £193 million) relating primarily to foreign exchange contracts which represent hedges of inter-company loans, deposits and legal provisions, but are not designated as accounting hedges.

## Trade and other payables

Trade and other payables amounting to £7,359 million have increased from 2010, reflecting working capital initiatives to extend supplier terms towards our 60-day term objective.

## Provisions

We carried deferred tax provisions and other short-term and non-current provisions of £4,456 million at 31 December 2011 (2010 – £5,991 million) in respect of estimated future liabilities, of which £2,772 million (2010 – £4,000 million) related to legal and other disputes. Provision has been made for legal and other disputes, indemnified disposal liabilities, employee related liabilities and the costs of restructuring programmes to the extent that at the balance sheet date a legal or constructive obligation existed and could be reliably estimated.

## Net debt

Net debt increased by £144 million to £9,003 million, as free cash flow and asset disposal proceeds largely funded dividends to shareholders and share repurchases.

## Total equity

At 31 December 2011, total equity had decreased from £9,745 million at 31 December 2010 to £8,827 million. The decrease arose principally from share repurchases in the year.

## Cash flow

The net cash inflow from operating activities after taxation paid was £6,250 million, a decrease of £547 million in sterling terms compared with 2010.

The net cash outflow from investing activities was £112 million, £1,756 million lower than 2010, which primarily reflected the proceeds from the disposal of our shareholding in Quest Diagnostics Inc. and lower purchases of intangible assets during the year of £405 million (2010 – £621 million).

## Capital expenditure and financial investment

Cash payments for tangible and intangible fixed assets amounted to £1,328 million (2010 – £1,635 million). Disposals realised £337 million (2010 – £218 million). Cash payments to acquire equity investments of £76 million (2010 – £279 million) were made in the year and sales of equity investments realised £68 million (2010 – £27 million).

# Risk factors

## Principal risk factors and uncertainties

There are risks and uncertainties relevant to the Group's business, financial condition and results of operations that may affect the Group's performance and ability to achieve its objectives. The factors below are among those that the Group believes could cause its actual results to differ materially from expected and historical results. There are other risks and uncertainties that may affect the Group's performance and ability to achieve its objectives that are not currently known to the Group, or which are deemed immaterial.

The Group reviews and assesses significant risks on a regular basis and has implemented an oversight programme to help ensure that there is a system of internal controls in place. This system includes policies and procedures, communication and training programmes, supervision and monitoring and processes for escalating issues to the appropriate level of senior management. Such a system helps facilitate the Group's ability to respond appropriately to risks and to achieve Group objectives and helps ensure compliance with applicable laws, regulations and internal policies. In addition, the Group's Audit & Assurance function is responsible for independently assessing the adequacy and effectiveness of the management of significant risks and reporting outcomes to business management, the Risk Oversight & Compliance Council, and the Audit & Risk Committee as necessary. The Group's management of risks is further discussed on pages 100 to 102 'Corporate Governance'.

The principal risks and uncertainties that might affect the Group's business are identified below. United Kingdom regulations require a discussion of mitigating activities a company takes to address these risks and uncertainties. However, it is not possible for the Group to implement controls to respond to all the risks that it may face, and complete assurance cannot be provided that the steps the Group has taken to address certain risks, including those listed below under "Mitigating activities include," will manage these risks effectively or at all. The principal risk factors and uncertainties are not listed in order of significance.

### Delivering commercially successful new products

#### Risk description: Risk that R&D will not deliver commercially successful new products

The Group operates in highly competitive markets. In the Pharmaceuticals and Vaccines businesses, it faces competition from proprietary products of large, international manufacturers and from producers of generic pharmaceuticals. The Pharmaceuticals and Vaccines businesses also face increasing competition from manufacturers in emerging markets, with a lower cost manufacturing base than that of the Group. Significant product innovations, technical advances or the intensification of price competition by competitors may materially and adversely affect the Group's financial results. The Group cannot always predict the timing or impact of competitive products or their potential impact on sales of the Group's products. In light of the competitive environment in which the Group operates, continued development of commercially viable new products as well as the development of additional uses for existing products is critical to the Group's ability to replace sales of older products that decline upon expiration of exclusive rights, and to increase overall sales.

Developing new pharmaceutical and vaccine products is a costly, lengthy and uncertain process. A new product candidate can fail at any stage of the development process, and one or more late stage product candidates could fail to receive regulatory approval. New product candidates may appear promising in development but, after significant investment of Group economic and human resources, may fail to reach the market or may have only limited commercial success. This could be, for example, as a result of efficacy or safety concerns, an inability to obtain necessary regulatory approvals, difficulty manufacturing or excessive manufacturing costs, erosion of patent coverage as a result of a lengthy development period, infringement of patents or other intellectual property rights of others or an inability to differentiate the product adequately from those with which it competes.

Furthermore, health authorities have increased their focus on safety and product differentiation when assessing the benefit/risk balance of drugs, which has made it more difficult for pharmaceutical and vaccine products to gain regulatory approval. There is also increasing pressure on healthcare budgets as a result of the financial crisis, the increase in the average age of the population in developed markets, and the increase in the absolute population in developing markets. Payers, therefore, increasingly have demanded greater incremental benefit from pharmaceutical and vaccine products before agreeing to reimburse drug manufacturers at prices manufacturers consider appropriate. A failure to develop commercially successful products or to develop additional uses for existing products for any of these reasons could materially and adversely affect the Group's financial results.

### Mitigating activities include

The Group has changed the Pharmaceuticals and Vaccines R&D organisation in recent years in an attempt to deliver a large and diverse late-stage pipeline and a discovery organisation structure that can sustain a flow of innovative new medicines and vaccines. To do this, the Group has evolved from our traditional hierarchical Pharmaceuticals and Vaccines R&D business model to an R&D business model based on smaller units in an attempt to encourage greater entrepreneurialism and accountability for our scientists, which the Group believes will create an environment that will be more conducive to the development of commercially viable new products and the development of additional uses for existing products.

In addition, the Group plans to continue collaborating with partners in academia, biotechnology companies and other pharmaceutical companies, which the Group believes can both improve our ability to develop competitive products and decrease the amount of time it takes to do so. The Group is also increasing consultation with patients and payers to ensure the medicines it develops provide improvements that healthcare systems will value and reward.

The Group reviews both product development and external collaborations through a series of formal governance committees. These committees progressively evaluate both the scientific and financial considerations for a product as well as the potential benefits/risks associated with the continued development of the assets. These committees include R&D executives as well as medical, scientific and commercial specialists for relevant therapy and business areas.

### Protecting intellectual property rights

#### Risk description: Risks of failing to secure and protect intellectual property rights

##### Failure to obtain effective intellectual property protection for our products.

As an innovator Pharmaceutical, Vaccine and Consumer Healthcare company, the Group seeks to obtain appropriate intellectual property protection for our products. Our ability to obtain and enforce patents and other proprietary rights with regard to our products is critical to the Group's business strategy and success.

In a number of markets in which the Group operates, the intellectual property laws and patent offices are still developing, and some markets may be unwilling to extend intellectual property protection to innovative products in a fashion similar to markets in more developed regions such as the EU, Japan and the USA or to enforce previously granted intellectual property rights.



The Group's inability to obtain and enforce effective intellectual property protection for our products in certain markets could have a material adverse result on the Group's financial results.

In some of the countries in which the Group operates, patent protection and data exclusivity may be significantly weaker than in the USA or the EU. Some developing countries have reduced, or threatened to reduce, effective patent protection for pharmaceutical products generally, or in particular therapeutic areas, to facilitate early competition within their markets from generic manufacturers. Any loss of patent protection, including reducing the scope of patent rights or compulsory licensing (in which a government forces a manufacturer to license its patents to a competitor), could materially and adversely affect the Group's financial results in those markets. Absence of adequate patent or data exclusivity protection could limit the opportunity to rely on such markets for future sales growth for the Group's products.

#### **Expiry of intellectual property rights protection on the Group's products and on competitive products; Competition from generic manufacturers.**

Pharmaceutical and vaccine products are usually only protected from being copied by generic manufacturers during the period of exclusivity provided by an issued patent or related intellectual property rights such as Regulatory Data Protection or Orphan Drug status. Following expiry of intellectual property rights protection, a generic manufacturer may produce a generic version of the product.

The Group faces intense competition from manufacturers of generic pharmaceutical products in all of its major markets. Introduction of generic products, particularly in the USA where the Group has its highest turnover and margins, typically leads to a dramatic loss of sales and reduces the Group's revenues and margins for its proprietary products. The Group had 10 pharmaceutical and vaccine products with over £500 million in annual global sales in 2012. For certain of these products, there is generic competition in the USA and some markets in Europe.

The timing and impact of entry in the USA and major markets in Europe for a 'follow-on' product to *Seretide/Advair* that contains the same active ingredients is uncertain. The US patent for compositions containing the combination of active substances in *Seretide/Advair* expired during 2010. The Group has not been notified of any acceptance by the US Food & Drug Administration (FDA) of an application for a 'follow-on' product that refers to *Seretide/Advair* and contains the same active ingredients and is not able to predict when this may occur or when any such 'follow-on' product may enter the US market.

Generic drug manufacturers have also exhibited a readiness to market generic versions of many of the Group's most important products prior to the expiration of the Group's patents. Their efforts may involve challenges to the validity or enforceability of a Group patent or assertions that their generic product does not infringe the Group's patents. If the Group is not successful in defending an attack on its patents and maintaining exclusive rights to market one or more of its major products, particularly in the USA and Europe, the Group's financial results would be adversely affected. The expiration dates for patents for the Group's major products and a description of litigation settlements which may affect the dates on which generic versions of the Group's products may be introduced are set out on pages 229 to 230. Legal proceedings involving patent challenges are set out in Note 44 to the financial statements, 'Legal proceedings'.

The Group may also experience an impact on sales of one of its products due to the expiry or loss of patent protection for a product marketed by a competitor in a similar product class or for treatment of a similar disease condition. The availability of generic products in the same or similar product class in which one of the Group's products competes could have a material adverse impact on sales of the Group's products.

Regulations outlining the requirements for establishing biosimilars and interchangeable products, as well as the operation of complicated patent litigation provisions, have not yet been proposed by the FDA, although the FDA currently is implementing the biosimilar pathway without such regulations, based on the statute and guidance documents. In Europe, the European Medicines Agency (EMA) has finalised guidelines for similar biological medicinal products containing monoclonal antibodies (mAbs). Such new regulations for establishing biosimilars and interchangeable products could allow for earlier competition for certain of the Group's products.

The loss of patent or data exclusivity protection for some or all of the Group's products could have a material adverse impact on sales of the Group's products.

#### **Mitigating activities include**

The Group is supported by a global patents organisation within the legal group whose focus is to seek to ensure and protect the intellectual property rights of the Group. Beginning in 2011 and continuing through 2012, the Global Patents group sought to implement improvements to certain time-driven processes and controls in order to better manage its ability to obtain and maintain patent protection for the Group's key assets and to minimize risk of invalidity or unenforceability of its patents. These processes relate to (1) implementing a new review process designed to help with obtaining and maintaining appropriate patent protection for key assets; (2) identifying opportunities for and obtaining patent term extensions; (3) ensuring timely payment of required renewal fees; and (4) ensuring appropriate listing of patents in the Orange Book.

The enhanced processes seek to ensure that all key patent applications are reviewed by senior management prior to worldwide filing and prior to grant and that senior management approval is obtained prior to listing of patents in the Orange Book or the initiation of Abbreviated New Drug Application (ANDA) litigation. In addition, the Group has initiated a post approval patent review process to ensure ongoing review of the quality of patents after grant.

The Global Patents group maintains internal litigation processes designed to ensure successful enforcement and defence of patents with the goal of maintaining exclusive rights to market major products.

The Global Patents group monitors new developments in patent law in the major markets in which the Group operates to seek to ensure appropriate protection of the Group's assets. The Group (sometimes acting through trade associations) works with local governments to seek to secure effective and balanced intellectual property protection designed to meet the needs of patients and payers while supporting long-term investment in innovation.

#### **Ensuring product quality**

**Risk description: Risk to the patient or consumer as a result of the failure by GSK, its contractors or suppliers to comply with good manufacturing practice regulations in commercial manufacturing or through inadequate governance of quality through product development**

Patients, consumers and healthcare professionals trust the quality of our products at the point of use. A failure to ensure product quality is an enterprise risk which is applicable across all of the Group.

A failure to ensure product quality could have far reaching implications in terms of the health of our patients and customers, reputation, regulatory, legal, and financial consequences for the Group.

## Risk factors

Product quality may be influenced by many factors including product and process understanding, consistency of manufacturing components, compliance with current Good Manufacturing Practice (cGMP), accuracy of labelling, reliability and security of the supply chain, and the embodiment of an overarching quality culture. The internal and external environment continues to evolve as new products, new markets and new legislation are introduced. Particular attention is currently being focused on global supply. In the EU, the new Falsified Medicines Directive is focused on security of supply. In the USA, the passage of the Food Drug and Administration Safety and Innovation Act (FDASIA) will focus attention on reducing current levels of drug shortages in the marketplace, and new cGMP legislation is being introduced in many emerging markets including China and Brazil. On the inspection front, pharmaceutical inspectors are increasingly looking for global application of corrective actions beyond the original site of inspection.

### Mitigating activities include

The Group has adopted a single Quality Management System (QMS) that defines Corporate quality standards and systems for the business units associated with Pharmaceuticals and Consumer Healthcare products, vaccines and R&D investigational materials. The QMS has a broad scope, covering the end to end supply chain from starting materials to distributed product, and is applicable throughout the complete life cycle of products from R&D to mature commercial supply.

The QMS is periodically updated based on experience, new regulation and improved scientific understanding to seek to ensure operations comply with cGMP requirements globally, and supports the delivery of consistent and reliable products.

A large network of Quality and Compliance professionals are aligned with each business unit to provide oversight and assist the delivery of quality performance and operational compliance. Management oversight of those activities is accomplished through a hierarchy of Quality Council Meetings. Staff are trained to seek to assure that standards, as well as expected behaviours based on the Group's values, are followed.

The Group's Chief Product Quality Officer oversees the activities of the GSK Quality Council which serves as a forum to escalate emerging risks, share experiences of handling quality issues from all business units and ensure that the learnings are assessed and deployed across the Group.

The Group has implemented a risk-based approach to assessing and managing its third-party suppliers that provide materials used in finished products. Contract manufacturers making Group products are audited to help assure expected standards are met.

### Maintaining product supply

#### Risk description: Risk of interruption of product supply

The manufacture of pharmaceutical and vaccine products and their constituent materials requires compliance with good manufacturing practice regulations. The Group's manufacturing sites are subject to review and approval by the FDA and other regulatory agencies. Compliance failure by the Group's manufacturing facilities or by suppliers of key services and materials could lead to product recalls and seizures, interruption of production, delays in the approval of new products, and revoking of license to operate pending resolution of manufacturing issues. For example, non-compliance with cGMP requirements for US supply could ultimately result, in the most severe circumstances, in fines and disgorgement of profits. Any interruption of supply or the incurring of fines or disgorgement impacting significant products or markets could materially and adversely affect the Group's financial results.

Materials and services provided by third-party suppliers are necessary for the commercial production of our products, including specialty chemicals, commodities and components necessary for the manufacture and packaging of many of the Group's pharmaceutical, vaccine and consumer healthcare products. Some of the third-party services procured, for example, services provided by clinical research organisations to support development of key products, are very important to the operation of the Group's businesses. Although the Group undertakes business continuity planning, single sourcing for certain components, bulk active materials, finished products, and services creates a risk of failure of supply in the event of regulatory non-compliance or physical disruption at the manufacturing sites. The failure of a small number of single-source, third-party suppliers or service providers to fulfil their contractual obligations in a timely manner or as a result of regulatory non-compliance or physical disruption at the manufacturing sites may result in delays or service interruptions, which may materially and adversely affect the Group's financial results.

### Mitigating activities include

Our supply chain model is designed to help ensure the supply, quality and security of the Group's products globally, and the Group closely monitors the delivery of our products with the intent of ensuring that our customers have the medicines and products they need.

Safety stocks and backup supply arrangements for high revenue and critical products are in place to help mitigate this risk. In addition, the standing of manufacturing external suppliers is also routinely monitored in order to identify and manage supply base risks.

Where practical, dependencies on single sources of critical items are removed.

### Securing adequate pricing and reimbursement

#### Risk description: Risk that the Group may fail to secure adequate pricing/reimbursement for its products or existing regimes of pricing laws and regulations become more unfavourable

Pharmaceutical and vaccine products are subject to price controls or pressures and other restrictions in many markets, around the world. Some governments intervene directly in setting prices. In addition, in some markets, major purchasers of pharmaceutical or vaccine products (whether governmental agencies or private health care providers) have the economic power to exert substantial pressure on prices or the terms of access to formularies. Difficult economic conditions, particularly in the major markets in Europe, could increase the pricing pressures on the Group's pharmaceutical and vaccine products. The Group cannot accurately predict whether existing controls, pressures or restrictions will increase or whether new controls, pressures or restrictions will be introduced. Such measures may materially and adversely affect the Group's ability to introduce new products profitably and its financial results.

In the USA, where the Group has its highest margins and the most sales of any country, there are no direct government price controls over private sector purchases, but federal law requires pharmaceutical manufacturers to pay prescribed rebates on certain drugs to be eligible for reimbursement under several state and federal healthcare programmes, primarily Medicare and Medicaid. Pricing pressures are likely to increase as the US Government's share of national health spending continues to increase.

Additionally, due to passage of comprehensive health care reform in 2010, the US Government's role in providing or subsidising health insurance is expected to significantly expand in 2014, which indicates the growing role and leverage the government will bring to bear on the Group's rebate liability with respect to US federal programs.

As part of ongoing deficit reduction discussions in the USA, the Obama administration recently has suggested that pharmaceutical manufacturers be required to offer federally mandated rebates to the government on drugs for people who are elderly and disabled and who qualify for both Medicare and Medicaid (known as 'dual eligibles'). These individuals currently receive drug benefits through Medicare Part D. A manufacturer's Medicare Part D rebates are negotiated with health plans and typically are lower than the federally mandated Medicaid rebates. If legislation passes requiring manufacturers to pay mandated Medicaid level rebates for the dual eligibles, there would be a significant additional rebate liability for pharmaceutical companies such as the Group.

In recent years, a number of states have also proposed or implemented various schemes to control the pharmacy budget for drugs used by their low-income and senior citizens' programmes, including increasing the rebate liability of pharmaceutical companies, importation from other countries and bulk purchases of drugs.

Given the possible expansion of Medicaid under the US health care reform law and the economic pressures on state government budgets, pricing pressures on the Group's pharmaceutical and vaccine products are likely to increase. Any of these trends may materially and adversely affect the Group's financial results.

#### Mitigating activities include

The Group's effort to improve reimbursement evidence for development assets is designed to help defend our future innovation. More clearly demonstrating the value our medicines and vaccines provide to patients, providers and payers using relevant comparators, meaningful endpoints and targeted patient populations will help to support appropriate price levels and formulary access.

The Group communicates with governments to reinforce their awareness of the value of medicines, and also works with national industry associations to reinforce these messages. In addition, the Group monitors the global economic environment to identify areas with potential pricing pressure. The Group will continue to explore different pricing models for innovative products and support more modest pricing of older products. This provides an opportunity for new products to be reimbursed and rewards companies that invest in R&D to meet unmet patient needs.

Given the sustained shift witnessed in the European reimbursement and pricing environment, the Group plans to initiate further restructuring of our European Pharmaceuticals business to reduce costs, improve efficiencies and reallocate resources to support identified growth opportunities in these markets. As the Group reduces its European cost base, the Group is also evaluating further strategic options to ensure the development of new capabilities and the ability to maximise the value of the Group's current and future portfolio in this region. This initiative is expected to progress in 2013. This additional restructuring supports our strategy to change the shape of our business and deliver sustainable long-term growth. In the short term, it will also help to offset some of the pressure the Group is seeing on our margin structure resulting from changes in our business mix.

In selected developed markets, the Group has engaged in new reimbursement approaches for our medicines, where the Group agrees to outcomes-based risk-sharing arrangements with payers.

From a policy and advocacy perspective, the Group works with our trade associations to help support government adoption of policies that are fair, balanced, transparent, and that do not unfairly impact innovative pharmaceutical companies.

## Compliance with relevant laws and regulations

### Risk description: Risks arising from non-compliance with laws and regulations affecting the Group

The Group operates on a global basis and must comply with a broad range of laws and regulatory controls on the development, manufacturing, testing, approval, distribution and marketing of many of its pharmaceutical, vaccine and consumer healthcare products that affect not only the cost of product development but also the time required to reach the market and the uncertainty of successfully doing so. The Group operates globally in complex legal and regulatory environments that often vary among jurisdictions.

As those rules and regulations change or as governmental interpretation of those rules and regulations evolve, the potential exists for conduct of the Group to be called into question.

Historically, there have been more stringent regulatory requirements in developed markets. However, in recent years, emerging markets have been increasing their regulatory expectations based on their own national interpretations of US and EU standards. Stricter regulatory controls heighten the risk of changes in product profile or withdrawal by regulators on the basis of post-approval concerns over product safety, which could reduce revenues and result in product recalls and product liability lawsuits. There is also greater regulatory scrutiny, especially in the USA, on advertising and promotion and in particular on direct-to-consumer advertising.

Furthermore, interaction and exchange of information between the Group and external communities in order to advance scientific and medical understanding may be, or may be perceived to be, promotional in intent by regulators, potentially resulting in a loss of credibility with authorities, prescribers, and patients. Such an interpretation could result in a regulatory action or a government investigation which could have far-reaching effects including impacting product liability actions, the regulatory pathway for assets, significant fines, exclusion from government programs, and even individual criminal liability.

Additionally, the development of the post-approval adverse event profile for a product or the product class may materially and adversely affect the Group's financial results.

The Group is also subject to laws of the USA, the EU and other jurisdictions regulating the export of its products to certain countries. For instance, Iran is subject to wide-ranging sanctions under the laws of the USA, the EU, and other jurisdictions. The Group has exported certain pharmaceutical and vaccine products from its Pharmaceuticals and Vaccines businesses, and certain healthcare products including over-the-counter-medicines and medical devices from its Consumer Healthcare business, to Iran via sales by non-US entities to three privately held Iranian distributors. US law requires specific disclosure of certain dealings with Iran, including transactions or dealings with government-owned entities and entities sanctioned for activities related to terrorism or proliferation of weapons of mass destruction. We do not believe that our Iranian distributors fall within any of the relevant categories. The Group also does business, via non-US entities, in other jurisdictions targeted by sanctions laws, including Cuba, Syria, and Sudan. Failure to comply with these laws could expose the Group to civil and criminal penalties, including fines, prosecution, the imposition of export or economic sanctions against the Group and reputational damage, all of which could materially and adversely affect the Group's financial results.



## Risk factors

### Mitigating activities include

The Group's internal control framework is designed to help ensure we adhere to legal and regulatory requirements. While significant work has been accomplished to strengthen the Group's compliance programme, the Group continuously evaluates and enhances it based on changes to the healthcare marketplace, changes to the Group's commercial model, guidance by governmental agencies, and requirements set out by the Corporate Integrity Agreement (CIA) entered into in 2012 to which the Group is subject.

The Group has implemented numerous mechanisms to support our compliance with legal and regulatory requirements. The following represent some examples of these mechanisms.

The Group's Chief Regulatory Officer oversees the activities of the Regulatory Governance Board which includes promoting compliance with regulatory requirements and companywide standards, making regulatory services more efficient and agile, and further aligning regulatory capabilities with business needs at global and local levels.

The Medical Governance Executive Committee, accountable to the Chief Medical Officer, oversees the system of principles, policies and accountabilities to help ensure the Group applies the generally recognized principles of good medical science, integrity and ethics to the discovery, development and marketing of products. This includes reinforcing the Group's commitment to respecting a clear distinction between scientific engagement on the one hand, and product promotion on the other.

The Group has implemented an above-country medical governance risk management framework which covers relevant Group activities and supports the development and implementation of appropriate management controls for applicable policies, with a focus on ensuring patient safety. For additional mitigating activities related to the medical governance framework, please see the 'Potential Litigation and Government Investigations' risk factor.

With regards to sales and marketing activities, the Group has defined and communicated its expectations for pharmaceutical marketing and promotional activities in its global code of practice. The code sets the minimum Group standard for these activities, but requires all activities to comply with applicable laws, regulations, and industry codes in effect.

In both the Pharmaceutical and Consumer Healthcare business units, the copy review process is used to review materials to help assure those materials are accurate and fairly portray our products, including ensuring that no off-label claims are made with respect to the Group's over the counter products. The legal group, as a member of certain US pharmaceutical and consumer healthcare committees, advises on appropriate policies to help mitigate this risk in the USA. Working with the business and compliance groups, legal also undertakes a periodic assessment of current sales and promotional activities.

With regards to the economic sanctions risk, the Group has implemented a global policy and procedure that reflects the Group's commitment to strict adherence to applicable sanctions and export control laws relevant to its business. The global policy requires each business unit and global support function to perform appropriate risk assessments. Following a review of its business with Iran, the Group has ceased sales of products from its Consumer Healthcare business and intends to supply only products of high medical/public health need (as determined using criteria set by the World Health Organization) from its Pharmaceuticals and Vaccines businesses.

### Changing global political and economic conditions

**Risk description: Risk of exposure to various external political and economic conditions, as well as natural disaster that may impact the Group's performance and ability to achieve its objectives**

Many of the world's largest economies, including the major markets in which the Group operates, and financial institutions have recently faced extreme financial difficulty, including a decline in asset prices, liquidity problems and limited availability of credit. In addition, the Group operates across a wide range of markets and these markets have the potential to encounter natural disasters that could impact business operations.

The economic uncertainty of 2011 continued into 2012, particularly in Europe. It is uncertain how long these effects will last, or whether economic and financial trends will worsen or improve. The austerity measures in certain countries in Europe have increased pressures on the payers in those countries to force healthcare companies such as the Group to decrease the price of its products. The debt crisis has given rise to concerns that some countries may not be able to pay for our products. Current economic conditions may also adversely affect the ability of our distributors, customers, suppliers and service providers to pay for our products, or otherwise to buy necessary inventory or raw materials, and to perform their obligations under agreements with the Group, which could disrupt our operations, and negatively impact our business and cash flow. Some of our distributors, customers, suppliers and service providers may be unable to pay their bills in a timely manner, or may even become insolvent, which could also negatively impact our business and results of operations. These risks may be elevated with respect to our interactions with third parties with substantial operations in countries where current economic conditions are the most severe, particularly where such third parties are themselves exposed to risk from business interactions directly with fiscally-challenged government payers.

Such continued economic weakness and uncertainty could materially and adversely affect the Group's revenues, results of operations and financial condition. The Group's businesses, including Pharmaceuticals, Vaccines and Consumer Healthcare, may be particularly sensitive to declines in consumer or government spending. In addition, further or renewed declines in asset prices may result in a lower return on the Group's financial investments and may cause the value of the Group's investments in its pension plans to decrease, requiring the Group to increase its funding of those pension plans. See Note 28 to the financial statements, 'Pensions and other post-employment benefits' for a discussion of the investment strategy and general pension overview.

The Group has no control over changes in inflation and interest rates, foreign currency exchange rates and controls or other economic factors affecting its businesses or the possibility of political unrest, legal and regulatory changes or nationalisation in jurisdictions in which the Group operates.

### Mitigating activities include

The extent of the Group's portfolio and geographic footprint assist in mitigating our exposure to any specific localised risk to a certain degree. External uncertainties are carefully considered when developing strategy and reviewing performance.

The Group has continued the conscious commercial decision to maintain supply to countries with funding problems within agreed limits on total receivables. The Group has designated a cross-business team to specifically evaluate the European economic risk. That team has developed response plans to different European economic events to attempt to ensure preparedness and with the aim of reducing the potential impact to the Group of such events.

Several mitigating steps have also been taken to attempt to reduce the Group's financial exposure in certain key countries including exercising additional caution in counterparty exposures, taking prudent balance sheet measures in relation to high risk countries, and proactively managing our short-term liquidity positions. For additional mitigating activities related to European prices pressures, please see the 'Government Payers and Pricing' risk factor.

The Group has a formal Crisis and Continuity Management strategy and global policy and procedure that are managed centrally. The strategy requires documentation of crisis and continuity plans and periodic review of those plans. The Crisis and Continuity Management team assists in critical crisis preparedness and response efforts globally and incorporates lessons learned into the global strategy.

## Managing alliances and acquisitions

### Risk description: Risks from alliances and acquisitions

As part of the Group's strategy to diversify into new product areas and markets, the Group has grown, and expects to continue to grow, in part through acquisitions and business alliances. There is intense competition for alliance and acquisition candidates in the pharmaceutical industry, and, as such, the Group may be unable to make these deals on acceptable terms or at all. In acquiring or forming alliances with companies, the Group may assume significant debt, become subject to unknown or contingent liabilities or fail to realise the benefits expected from these transactions. For example, most pharmaceutical or biotech companies, including those that the Group may consider acquiring, are involved in patent disputes, product liability litigation, government investigations and other legal proceedings whose outcome is subject to considerable uncertainty.

The assumption of debt or unknown or contingent liabilities or the failure to realise the expected benefits may materially and adversely affect the Group's financial results.

The process of integrating companies the Group may acquire may result in disruption to the ongoing business as the effort of integrating organisations in different locations and with, among other things, differing systems and corporate cultures may divert attention and resources, result in the loss of key employees or have other adverse consequences, any of which may materially and adversely affect the Group's financial results.

### Mitigating activities include

The Group engages in significant due diligence prior to any alliance or acquisition to assess the operational, financial and reputational risk that may result from any alliance or acquisition. Such diligence includes documentary review and discussions with employees and representatives of collaborator companies. Group employees with key roles in diligence are required to complete training prior to working on any transactions.

Major transactions entered into by the Group are reviewed by various management boards throughout the Group including, for instance, the Technology Investment Board, the Product Management Board, the Corporate Executive Team and the Board.

The contractual arrangements that the Group enters into include provisions to reduce or eliminate the Group's financial exposure from a particular transaction.

Integration of acquired companies is managed by the Group's Corporate Strategy group pursuant to specific standards, working with the responsible management for each business affected by the acquisition. An integration team is appointed for each company acquisition to seek to ensure a smooth integration and minimise disruption to the business. The integration team attempts to ensure that the Group attains the maximum value that may be generated from a deal, whilst ensuring that key risks are managed in a timely manner.

## Compliance with financial reporting and disclosure requirements

### Risk description: Risk associated with financial reporting and disclosure and changes to accounting standards

New or revised accounting standards, rules and interpretations issued from time to time by the International Accounting Standards Board could result in changes to the recognition of income and expense that may materially and adversely affect the Group's financial results.

Under International Financial Reporting Standards, changes in the market valuation of certain financial instruments are required to be reflected in the Group's reported results before those gains or losses are actually realised. This could have a significant impact on the income statement in any given period. Accounting for deferred taxation on inter-company inventory may give rise to volatility depending upon the Group entity that owns the inventory.

Regulators regularly review the financial statements of listed companies for compliance with accounting and regulatory requirements. The Group believes that it complies with the appropriate regulatory requirements concerning its financial statements and disclosures. However, other companies have experienced investigations into potential non-compliance with accounting and disclosure requirements that have resulted in restatements of previously reported results and sometimes significant penalties. Any such investigation and required restatement could materially and adversely affect the Group's financial results.

### Mitigating activities include

The Group maintains a control environment designed to identify material errors. Management periodically tests the design and operating effectiveness of key financial reporting controls. This provides management with the assurance that controls have operated effectively over key financial reporting and disclosure processes.

The Group keeps up to date with the latest developments for financial reporting requirements by working with the external auditor and other advisors to ensure adherence to relevant reporting requirements.

There is a shared accountability for financial results across the Group. Financial results are reviewed and signed off by regions and then reviewed with the Corporate Controller and the Chief Financial Officer (CFO). This allows both the Corporate Controller and the CFO to assess the evolution of the business over time, and to evaluate performance to plan. Significant judgments are reviewed and confirmed by senior management.

## Compliance with tax law and managing treasury investments

### Risk description: Risk that as the Group's business models and tax law and practice change over time, the Group's existing tax policies and operating models are no longer appropriate, or that significant losses arise from treasury investments

The Group's effective tax rate is driven by rates of tax in jurisdictions that are both higher and lower than that applied in the UK. In addition, many jurisdictions such as the UK, Belgium and the USA currently offer regimes that encourage innovation and new scientific endeavours by providing tax incentives, for example R&D tax credits, and lower tax rates on income derived from patents.

## Risk factors

Furthermore, given the scale and international nature of the Group's business, intra-group transfer pricing is an inherent tax risk as it is for other international businesses. Changes in tax laws or in their application with respect to matters such as transfer pricing, foreign dividends, controlled companies, R&D tax credits, taxation of intellectual property or a restriction in tax relief allowed on the interest on intra-group debt, could impact the Group's effective tax rate and materially and adversely affect its financial results.

The tax charge included in the financial statements is the Group's best estimate of its tax liability, but until such time as audits by tax authorities are concluded, there is a degree of uncertainty regarding the final tax liability for the period. The Group's policy is to submit tax returns within the statutory time limits and engage with tax authorities to ensure that the Group's tax affairs are as current as possible, and that any differences in the interpretation of tax legislation and regulation are resolved as quickly as possible. In exceptional cases where matters cannot be settled by agreement with tax authorities, the Group may have to resolve disputes through formal appeals or other proceedings. For example, in October 2012, the Supreme Court of Canada delivered its decision on an appeal in respect of the Group's transfer pricing, as discussed in Note 14 to the financial statements, 'Taxation'. The Group, like other international businesses, is also subject to a range of other duties and taxes for which it incurs similar types of risk.

The Group deals in high value transactions on a frequent basis which may result in an increased risk of financial loss due to the mismanagement of cash or entering into high risk positions on hedge transactions, any of which could materially and adversely affect the Group's financial results.

### Mitigating activities include

The Group monitors Government debate on tax policy in its key jurisdictions to deal proactively with any potential future changes in tax law.

Tax risk is managed by a set of policies and procedures to ensure consistency and compliance with tax legislation. The Group engages advisors and legal counsel to review tax legislation and applicability to the Group. The Group has attempted to mitigate the risk of more aggressive audits by being as up to date as possible with our tax affairs and working in real time with tax authorities where possible.

The Group has undertaken a number of projects to move to a more centralised and simplified intellectual property ownership and trading model. The new model centralises our pharmaceutical intellectual property into the UK, reducing the complexity of our intercompany arrangements and enabling us to drive more bilateral Advance Pricing Agreements ('APAs') in the future between the UK and other jurisdictions in which the Group operates. APAs give greater certainty to the application of transfer pricing and our direct tax affairs and hence reduce the risks the Group faces.

The Treasury department does not act as a profit centre for the Group, which reduces the incentive to take risks in order to increase returns. The department strives to minimise risk and centralise financial transactions.

Treasury risk is managed by a detailed set of Treasury policies that is reviewed and approved by the Board on an annual basis. The Group proactively monitors Treasury activities with the intent of identifying exceptions to policy.

## Compliance with anti-bribery and corruption legislation

**Risk description: Risk of failing to create a corporate environment opposed to corruption or failing to instil business practices that prevent corruption and comply with anti-corruption legislation**

The Group's extensive and increasingly international operations may give rise to possible claims of bribery and corruption. The Group operates in a number of markets where the corruption risk has been identified as high by groups such as Transparency International. Failure to comply with applicable legislation such as the US Foreign Corrupt Practices Act and the UK Bribery Act, or similar legislation in other countries, could expose the Group and senior officers to civil and criminal sanction.

This could potentially include fines, prosecution, debarment from public procurement and reputational damage, all of which could materially and adversely affect the Group's financial results.

### Mitigating activities include

The Group has implemented a global Anti-Bribery/Anti-Corruption (ABAC) programme. The programme includes a global ABAC policy, ongoing training, and detailed requirements in respect to third-party due diligence, contracting and oversight. In addition, the programme has strengthened controls over interactions with Government Officials and when entering into business development transactions. Operational performance is reviewed by the Group's ABAC Oversight Committee.

A dedicated ABAC team is responsible for driving implementation of the programme and the design and execution of the ABAC audit strategy and methodology. They are supported by an extended team of functional experts within the legal group, Compliance and Audit & Assurance. The ABAC team provides continued support to the business through ongoing training and communication of guidance. A community of experts meet to provide timely guidance to the business on issues that they have escalated. The ABAC programme continues to evolve in response to the external environment, ongoing benchmarking and internal stakeholder feedback.

## Potential litigation

**Risk description: Risk of substantial adverse outcome of litigation and government investigations**

Note 44 to the financial statements, 'Legal proceedings', contains a discussion of material proceedings and governmental investigations currently involving the Group which, if proven, could give rise to civil and/or criminal liabilities. Unfavourable resolution of these and similar future proceedings or investigations may have a material adverse effect on the Group's financial condition and results of operations. As an example, in 2012, the Group entered into a settlement agreement with the US federal government resulting in a payment of US\$3 billion by the Group. The Group has made provisions related to such legal proceedings and investigations, which have reduced its earnings.

In the future, the Group may also make additional significant provisions related to legal proceedings and investigations which would reduce its earnings. In many cases, the Group believes that it is the practice of the plaintiff bar to claim damages in amounts that bear no reasonable relationship to the underlying harm allegedly caused by the Group's products or its actions. Accordingly, it may be potentially misleading for the Group to quantify, based on the amount of damages claimed, its potential exposure to claims, proceedings and investigations of the type described in Note 44 to the financial statements, 'Legal proceedings'.



Recent insurance loss experience, including pharmaceutical product liability exposures, has increased the cost, and reduced the capacity, of insurers to provide coverage for pharmaceutical companies generally, including the Group.

#### Product liability litigation

Pre-clinical and clinical trials are conducted during the development of potential pharmaceutical, vaccine and consumer healthcare products to determine the safety and efficacy of the products for use by humans following approval by regulatory authorities. Notwithstanding the efforts the Group makes to determine the safety of its products through regulated clinical trials, unanticipated side effects may become evident only when drugs and vaccines are widely introduced into the marketplace.

In other instances, third-parties may perform analyses of published clinical trial results which, although not necessarily accurate or meaningful, may raise questions regarding the safety of pharmaceutical, vaccine or consumer healthcare products which may be publicised by the media and may result in product liability claims. The Group is currently a defendant in a substantial number of product liability lawsuits, including class actions, that involve significant claims for damages related to the Group's pharmaceutical and consumer healthcare products. Litigation, particularly in the US, is inherently unpredictable. Class actions that sweep together all persons who were prescribed the Group's products can inflate the potential liability by the force of numbers. Claims for pain and suffering and punitive damages are frequently asserted in product liability actions and, if allowed, can represent potentially open ended exposure and thus could materially and adversely affect the Group's financial results.

In some cases, the Group may voluntarily cease marketing a product or face declining sales based on concerns about efficacy or safety, even in the absence of regulatory action.

#### Anti-trust litigation

In the USA, it has become increasingly common for patent infringement actions to prompt claims that anti-trust laws have been violated during the prosecution of the patent or during litigation involving the defence of that patent. Such claims by direct and indirect purchasers and other payers are typically filed as class actions. The relief sought may include treble damages and restitution claims. Similarly, anti-trust claims may be brought by government entities or private parties following settlement of patent litigation, alleging that such settlements are anti-competitive and in violation of anti-trust laws. In the USA and Europe, regulatory authorities have continued to challenge as anti-competitive so-called "reverse payment" settlements between innovator (branded) and generic drug manufacturers. The US Supreme Court is currently reviewing the legality of such settlement agreements. The Group may also be subject to other anti-trust litigation involving competition claims unrelated to patent infringement and prosecution. A successful anti-trust claim by a private party or government entity against the Group could materially and adversely affect the Group's financial results.

#### Sales and marketing litigation

The Group operates globally in complex legal and regulatory environments that often vary among jurisdictions. The failure to comply with applicable laws, rules and regulations in these jurisdictions may result in civil and criminal legal proceedings brought against the Group by governmental entities at the federal and state levels and by private plaintiffs. As those rules and regulations change or as governmental interpretation of those rules and regulations evolve, conduct of the Group may be called into question.

In the USA, for example, the Group settled a number of federal and state investigations into the marketing of certain of its products and entered into a CIA with the federal government relating to the Group's marketing and promotion of its products in the USA.

While the Group reached agreement in 2012 to resolve certain federal and state governmental investigations into the pricing, marketing and reimbursement of its prescription drug products, as detailed in Note 44 to the financial statements, 'Legal proceedings', additional related state investigations that have been initiated on the basis of the same factual claims could result in restitution or civil litigation on behalf of state governments, and could also result in related proceedings initiated against the Group by or on behalf of consumers and private payers. Such proceedings may result in trebling of damages awarded or fines in respect to each violation of law. The conduct of the Group could result in additional investigations in the future by the US federal and state governments and similar civil litigation. Any of these consequences could materially and adversely affect the Group's financial results.

#### Mitigating activities include

The Group attempts to mitigate the risks inherent in drug development through conscientious approaches to product development and distribution that focus on patient safety as an overriding priority, and that include accurate documentation of the exercise of careful medical governance.

The Group has constructed a system of medical governance to help ensure the safety and efficacy of the drugs, vaccines and consumer products it produces. The Group's Chief Medical Officer (CMO) is responsible for medical governance for the Group under a global policy. Under that policy, safeguarding human subjects in Group clinical trials and patients who take Group products is of paramount importance, and the CMO has the authoritative role for evaluating and addressing matters of human safety. The Global Safety Board (GSB), comprising senior physicians and representatives of supportive functions, as well as the lawyer who leads legal support for Pharmaceuticals R&D, is an integral component of the system.

The GSB reviews investigational and marketed products within the Pharmaceuticals R&D portfolio; subsidiary boards accountable to GSB, also with legal delegates, perform similar reviews for the consumer healthcare products and vaccines.

In addition to the medical governance framework within the Group as described above, the Group uses several mechanisms to foster the early resolution of new disputes as they arise and reduce the number of such disputes that actually proceed to litigation.

The Group formalised processes for proactive risk/dispute management. The programme aims to drive a more standardised practice to the early resolution of disputes and consistent use across the organisation, and establishes a specific vocabulary and identity for the concept of early analysis and resolution, thereby accelerating the desired culture shift. The Legal group also routinely trains the Group's employees on strategies to attempt to minimize the Group's litigation exposure.

In response to the execution of the CIA, the Group implemented an enterprise steering committee to ensure oversight and governance for CIA compliance. Additionally, the Group appointed a senior executive within its US-based Compliance group whose role is to provide assurance to senior management and the Board that the Group is complying with its obligations under the CIA.

The Group continues to evaluate its commercial practices, not only to ensure compliance with the CIA, but to also find opportunities to limit or eliminate commercial activities that may not effectively align to our commercial strategy, values, and/or that may result in unnecessary risks. For example, the Group implemented a system for evaluating and compensating our sales professionals in the USA for the quality of their interactions with healthcare professionals, including an element of customer evaluation, rather than for achieving individual sales targets.

## Risk factors

### Managing environmental, health, safety and sustainability compliance

**Risk description: Risk of ineffectively managing environment, health, safety, and sustainability ('EHSS') objectives and requirements**

The environmental laws of various jurisdictions impose actual and potential obligations on the Group to remediate contaminated sites. The Group has also been identified as a potentially responsible party under the US Comprehensive Environmental Response Compensation and Liability Act at a number of sites for remediation costs relating to the Group's use or ownership of such sites.

Failure to manage properly the environmental risks could result in additional remedial costs that may materially and adversely affect the Group's financial results. See Note 44 to the financial statements, 'Legal proceedings', for a discussion of environmental related proceedings in which the Group is involved. The Group routinely accrues amounts related to its liabilities for such matters.

The impact of this risk, should the risk occur, could lead to significant harm to people, the environment and communities in which the Group operates and the failure to meet stakeholder expectations and regulatory requirements.

#### Mitigating activities include

Management of EHSS risk is fundamental to the Group's performance and reputation. The Group is committed to appropriately managing EHSS risk and has embedded its importance into its mission to help people "do more, feel better, live longer".

The Group operates rigorous procedures to seek to eliminate hazards where practicable and protect employees' health and well-being, but the right culture is our essential starting point. Our employment practices are designed to create a work place culture in which all Group employees feel valued, respected, empowered and inspired to achieve our goals.

The Group's continuing efforts to improve environmental sustainability have reduced the Group's water consumption, hazardous waste, and energy consumption. The Group actively manages our environmental remediation obligations to ensure practices are environmentally sustainable and compliant.

The Group's EHSS performance results are shared with the public each year in our Corporate Responsibility Report.

### Concentration of sales to wholesalers

**Risk description: Risk from the Group's sale of products to a small number of wholesalers**

In the USA, similar to other pharmaceutical and vaccine companies, the Group sells its products through a small number of wholesalers in addition to hospitals, pharmacies, physicians and other groups. Sales to the three largest wholesalers amounted to approximately 81% of the Group's US Pharmaceuticals and Vaccines turnover in 2012.

At 31 December 2012, the Group had trade receivables due from these three wholesalers totalling £815 million (31 December 2011 – £934 million). The Group is exposed to a concentration of credit risk in respect of these wholesalers such that, if one or more are affected by financial difficulty, it could materially and adversely affect the Group's financial results.

### Mitigating activities include

The Group regularly engages in credit risk monitoring activities relating to these wholesalers, including review of periodic financial information and credit ratings, develops and monitors Group internal risk ratings, and establishes and periodically reviews credit limits.

### Protecting our information

**Risk description: Risk of exposing business critical or sensitive data due to inadequate data governance or information systems security**

The Group relies on critical and sensitive data, such as corporate strategic plans, personally identifiable information, trade secrets and intellectual property, to drive planning and operations. Security of this type of data is exposed to escalating external threats that are increasing in sophistication and changing from a goal of disruption to being financially or politically motivated.

Failure to implement appropriate safeguards to adequately protect against any unauthorised or unintentional access, acquisition, use, modification, loss or disclosure of this critical or sensitive data may adversely impact the Group's ability to maintain patent rights and competitive advantages and may result in legal non-compliance resulting in fines and penalties or inability to sell product in a particular market.

#### Mitigating activities include

The Group assesses changes in our risk environment through briefings by government agencies, subscription to commercial threat intelligence services and security information sharing with other companies – both in our industry and beyond.

The Group's policies and controls on information protection are regularly reviewed and employees are routinely trained. The Group has dedicated information security expertise and resources. In response to the changing external risk environment, the Group has implemented a global programme to further increase business awareness of information protection requirements, further define minimum information security expectations for third-party agreements, implement additional technical controls to protect data, and improve its security event monitoring.

The Group is also subject to various laws that govern the processing of Personally Identifiable Information ('PII'). To ensure compliance with cross-border transfer requirements for PII, the Group has submitted an application for Binding Corporate Rules ('BCRs'), which is under review by the UK Information Commissioner's Office. The Group's BCRs would simplify the internal processing of PII for human resource and research activities by creating one global standard.

# Governance & remuneration

<a href="#">Our Board</a>	88
<a href="#">Our Corporate Executive Team</a>	92
<a href="#">Chairman's letter</a>	94
<a href="#">Board report to shareholders</a>	95
<a href="#">Committee reports</a>	103
<a href="#">Remuneration Committee</a>	
<a href="#">Chairman's letter</a>	109
<a href="#">Total remuneration for 2012</a>	110
<a href="#">Pay for performance for 2012</a>	111
<a href="#">Remuneration policy for 2013</a>	113
<a href="#">Directors' emoluments and total remuneration</a>	127
<a href="#">Directors and Senior Management</a>	136

## Widening access to vaccines

Through our agreement with the GAVI Alliance, we are supplying our vaccines at low prices to help millions of children in developing countries. This arrangement is based on a sustainable long-term supply commitment (see page 24).





Governance & remuneration

# Our Board

Our Board is responsible for the long-term success of the company, corporate governance, strategy, risk management and financial performance

## Diversity

### Experience



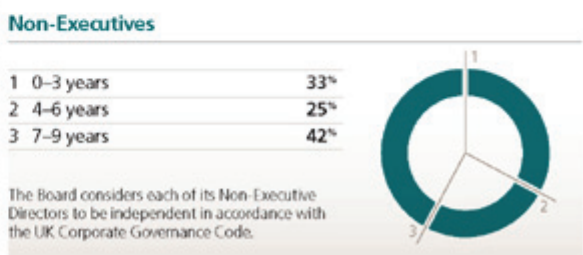
### Composition



### International experience



### Tenure



**Sir Christopher Gent 64**  
**Chairman**

**Nationality** British  
**Appointment date** 1 June 2004 and as Chairman on 1 January 2005  
**Committee membership** Chairman of the Nominations and Corporate Responsibility Committees and a member of the Remuneration and Finance Committees

**Skills and experience** Sir Christopher has many years' experience of leading global businesses and a track record of delivering outstanding performance in highly competitive industries. He was appointed Managing Director of Vodafone plc in 1985 and then became its Chief Executive Officer in 1997 until his retirement in 2003.

**External appointments** Sir Christopher is a Non-Executive Director of Ferrari SpA, a Senior Adviser at Bain & Co and a member of the British Airways International Business Advisory Board. Sir Christopher was formerly a member of KPMG's Chairman's Advisory Group and a Non-Executive Director of Lehman Brothers Holdings Inc.



**Sir Andrew Witty 48**  
**Chief Executive Officer**

**Nationality** British  
**Appointment date** 31 January 2008 and as Chief Executive Officer on 21 May 2008  
**Committee membership** Member of the Finance Committee

**Skills and experience** Sir Andrew joined GSK in 1985. He has worked in the UK, South Africa, the USA and Singapore in various senior roles. In 2003, he was appointed President of GSK Europe and joined GSK's Corporate Executive Team. He was appointed CEO in May 2008.

While in Singapore, Sir Andrew was a Board Member of the Singapore Economic Development Board and the Singapore Land Authority. In 2003 he was awarded the Public Service Medal by the Government of Singapore and in August 2012 he was awarded the Public Service Star. In the 2012 New Year Honours list, he was awarded a Knighthood for services to the economy and to the UK pharmaceutical industry. He is currently a member of the Prime Minister's Business Advisory Group and was a board member of INSEAD Business School until January 2012.

**External appointments** Sir Andrew is currently the Lead Non-Executive Board Member for the Department for Business, Innovation and Skills. He is also President of the European Federation of Pharmaceutical Industries and Associations and Chancellor of the University of Nottingham.



### Simon Dingemans 49

#### Chief Financial Officer

**Nationality** British

**Appointment date**  
4 January 2011 and as Chief  
Financial Officer on 1 April 2011

**Committee membership**  
Member of the Finance Committee

#### Skills and experience

Prior to joining GSK, Simon had over 25 years' experience in investment banking at SG Warburg and Goldman Sachs. During this time, he advised a broad range of large corporates across a number of industry sectors, including pharmaceuticals and consumer healthcare. Simon advised GSK for over a decade before his appointment and was closely involved in a number of GSK's key strategic projects, including the establishment of ViiV Healthcare.

#### External appointments

Simon is a member of the Corporate Development Council for the National Theatre.



### Dr Moncef Slaoui 53

#### Chairman, Global R&D & Vaccines

**Nationality** Moroccan,  
Belgian & American

**Appointment date**  
17 May 2006

**Committee membership**  
Member of the Finance Committee

#### Skills and experience

Moncef joined GSK Vaccines in 1988 where he engineered the development of a robust vaccines pipeline. He then led Worldwide Business Development for pharmaceutical products before his appointment to lead R&D in 2006. He was given overall responsibility for GSK's Oncology Business in 2010; for GSK Vaccines in 2011; and for all Global Franchises in 2012. He has a PhD in Molecular Biology and Immunology from Université Libre de Bruxelles and has published more than 100 scientific papers and presentations. Prior to joining GSK, Moncef was Professor of Immunology at the University of Mons, Belgium.

#### External appointments

Moncef is a member of the PhRMA and the Biotechnology Industry Organization boards in the USA and a member of the Advisory Committee to the Director of National Institutes of Health. He is also an adviser to the Qatar Foundation. Moncef has advised the US President's Council of Advisors on Science and Technology and he was a member of the Board of the Agency for Science, Technology & Research (A\*STAR) until January 2011.



### Sir Robert Wilson 69

#### Senior Independent Non-Executive Director

**Nationality** British

**Appointment date**  
1 November 2003

**Committee membership**  
Member of the Nominations, Audit & Risk and Finance Committees

#### Skills and experience

Sir Robert has had a long and distinguished career in industry, mainly with Rio Tinto, where he became Chief Executive Officer in 1991 and then Executive Chairman in 1997 until his retirement in October 2003. Sir Robert then became Non-Executive Chairman of BG Group plc from January 2004 until May 2012. He was also Chairman of The Economist Group between 2003 and 2009. He has been a Non-Executive Director at BP, Diageo and Boots.

He will stand down as the Senior Independent Non-Executive Director, and as a member of the Audit & Risk Committee, on 1 May 2013.

#### External appointments

Sir Robert is a senior adviser to Morgan Stanley and Chairman of the Accenture Global Mining Executive Council.



### Professor Sir Roy Anderson 65

#### Independent Non-Executive Director & Scientific Expert

**Nationality** British

**Appointment date**  
1 October 2007

**Committee membership**  
Member of the Audit & Risk,  
Nominations and Finance  
Committees

#### Skills and experience

Professor Sir Roy is a world-renowned medical scientist with advanced knowledge of infectious disease epidemiology and is currently Professor of Infectious Disease in the Faculty of Medicine, Imperial College, London. He is a fellow and member of the Policy Advisory Board of the Royal Society, and fellow of the Academy of Medical Sciences and the Royal Statistical Society. He is an Honorary Fellow of the Institute of Actuaries and a Foreign Associate Member of the Institute of Medicine at the US National Academy of Sciences and the French Academy of Sciences. Professor Sir Roy brings scientific expertise to the Board and the Audit & Risk Committee's deliberations.

He will stand down as a member of the Audit & Risk Committee on 1 May 2013.

#### External appointments

Professor Sir Roy is a member of the International Advisory Board of Hakluyt & Co Ltd and he is a Trustee of the Natural History Museum, London.

## Governance & remuneration

### Our Board continued



#### Dr Stephanie Burns 58

##### Independent Non-Executive Director

**Nationality** American

**Appointment date**  
12 February 2007

**Committee membership**  
Member of the Corporate Responsibility and Finance Committees and, with effect from 1 May 2013, a member of the Remuneration Committee

##### Skills and experience

Stephanie is a recognised global business leader, having served as Chairman, President and CEO of Dow Corning Corporation until her retirement at the end of 2011. She has a strong scientific background, with a PhD in organic chemistry with an organosilicon speciality, and is a staunch advocate for science education.

##### External appointments

Stephanie was appointed a Non-Executive Director of Corning Inc in January 2012. She sits on the US President's Export Council. Stephanie is also an officer of the Society of Chemical Industry, America Section, and is the past Honorary President of the UK-based parent society.



#### Stacey Cartwright 49

##### Independent Non-Executive Director

**Nationality** British

**Appointment date**  
1 April 2011

**Committee membership**  
Member of the Audit & Risk and Finance Committees

##### Skills and experience

Stacey is a Chartered Accountant and has extensive experience of global consumer businesses and of corporate finance. She is the Executive Vice President, Chief Financial Officer of Burberry Group plc. Prior to joining Burberry Group plc in 2003, Stacey held the role of Chief Financial Officer at Egg plc between 1999 and 2003, and from 1988 to 1999 she worked in various finance-related positions at Granada Group plc.

In accordance with the UK Corporate Governance Code, the Board has determined that Stacey has recent and relevant financial experience. The Board has also agreed that she has the appropriate qualifications and background to be an audit committee financial expert as defined by the US Sarbanes-Oxley Act of 2002.



#### Sir Crispin Davis 63

##### Independent Non-Executive Director

**Nationality** British

**Appointment date**  
1 July 2003

**Committee membership**  
Member of the Nominations and Finance Committees

##### Skills and experience

Sir Crispin has industry expertise in the food and beverage sector and previously focused on industrial, consumer, restructurings and global businesses sectors, having served as Chief Executive Officer at Reed Elsevier plc from September 1999 to March 2009.

Sir Crispin served as Chief Executive Officer at Aegis Group plc from 1994 to 1999 and from 1990 to 1993, he worked at Guinness Group plc, where he served as Group Managing Director at United Distillers and was a member of the Board. In his earlier career, Sir Crispin served for 20 years at Procter & Gamble, where he was President of North American Food Division. He was previously Chairman and Director of StarBev Netherlands BV.

He will retire from the Board at the AGM on 1 May 2013.

##### External appointments

Sir Crispin is an adviser to CVC Capital Partners. He also serves on the councils of Oxford University and of The National Trust.



#### Lynn Elsenhans 56

##### Independent Non-Executive Director

**Nationality** American

**Appointment date**  
1 July 2012


**Committee membership**  
Member of the Corporate Responsibility and Finance Committees

##### Skills and experience

Lynn has a wealth of experience of running a global business and significant knowledge of the global markets in which GSK operates. She served as Chair, President and Chief Executive Officer of Sunoco Inc from 2009 to 2012. Prior to joining Sunoco in 2008 as President and Chief Executive Officer, Lynn worked for Royal Dutch Shell which she joined in 1980 and where she held a number of senior roles, including Executive Vice President, Global Manufacturing from 2005 to 2008.

##### External appointments

Lynn is a Non-Executive Director of Baker Hughes Inc, a director of the Texas Medical Center, and a director of The First Tee of Greater Houston. She is also a Trustee of the United Way of Greater Houston and a Trustee of Rice University.



#### Judy Lewent 64

##### Independent Non-Executive Director

**Nationality** American

**Appointment date**  
1 April 2011

**Committee membership**  
Chairman of the Audit & Risk Committee and a member of the Remuneration and Finance Committees

##### Skills and experience

Judy has extensive knowledge of the global pharmaceutical industry and of corporate finance, having joined Merck & Co in 1980 and then served as Chief Financial Officer from 1990 to 2007 when she retired. In accordance with the UK Corporate Governance Code, the Board has determined that Judy has recent and relevant financial experience. The Board has also agreed that she has the appropriate qualifications and background to be an audit committee financial expert as defined by the US Sarbanes-Oxley Act of 2002.

##### External appointments

Judy is a director of Thermo Fisher Scientific Inc and Motorola Solutions Inc. She is also a Trustee of the Rockefeller Family Trust and Chairperson of the Audit Committee of Rockefeller Financial Services, a life member of the Massachusetts Institute of Technology Corporation and a member of the American Academy of Arts and Sciences. Judy is a Non-Executive Director of Purdue Pharma Inc, Napp Pharmaceutical Holdings Limited and certain Mundipharma International Limited companies and a past Non-Executive Director of Motorola Inc, Dell Inc and Quaker Oats Company.





### Sir Deryck Maughan 65

#### Independent Non-Executive Director

**Nationality** British

**Appointment date**  
1 June 2004

**Committee membership**  
Member of the Audit & Risk,  
Nominations, Remuneration and  
Finance Committees

#### Skills and experience

Sir Deryck has a wealth of international corporate and investment banking experience, having previously served as Chairman and Chief Executive Officer of Citigroup International and of Salomon Brothers Inc. He served as Vice Chairman of the New York Stock Exchange from 1996 to 2000.

He will take over from Sir Robert Wilson as Senior Independent Non-Executive Director on 1 May 2013.

#### External appointments

Sir Deryck is a Senior Adviser to, and former partner of, Kohlberg Kravis Roberts & Co. He is a Non-Executive Director of BlackRock Inc and Thomson Reuters, as well as serving on the Board of Directors of the Lincoln Center, and is a Trustee of New York University Langone Medical Center.



### Dr Daniel Podolsky 59

#### Independent Non-Executive Director and Scientific Expert

**Nationality** American

**Appointment date**  
1 July 2006

**Committee membership**  
Member of the Audit & Risk, Corporate  
Responsibility and  
Finance Committees

#### Skills and experience

Daniel is a world-renowned researcher who has advanced knowledge of underlying mechanisms of disease and new therapies for gastrointestinal disorders. He was formerly Mallinckrodt Professor of Medicine and Chief of Gastroenterology at Massachusetts General Hospital and Harvard Medical School, and previously served as the Chief Academic Officer of Partners Healthcare System. Daniel's current responsibilities in leading a large academic medical centre give him relevant insight into healthcare delivery. Daniel brings scientific expertise to the Board and the Audit & Risk Committee's deliberations.

#### External appointments

Daniel is President of the University of Texas Southwestern Medical Center and holds the Philip O'Bryan Montgomery, Jr., M.D. Distinguished Presidential Chair in Academic Administration, and the Doris and Bryan Wildenthal Distinguished Chair in Medical Science. He is a member of the Institute of Medicine of the US National Academy of Sciences, member of the Board of the Southwestern Medical Foundation and is a Director of Antibe Therapeutics, Inc.



### Tom de Swaan 66

#### Independent Non-Executive Director

**Nationality** Dutch

**Appointment date**  
1 January 2006

**Committee membership**  
Chairman of the Remuneration  
Committee and a member of the Audit  
& Risk, Nominations and Finance  
Committees

#### Skills and experience

Tom has had a long and distinguished career in the European banking industry, having been a member of the Managing Board and Chief Financial Officer of ABN AMRO. Tom has held various executive positions at the Dutch Central Bank and was a Non-Executive Director of the Financial Services Authority from 2001 to 2007.

In accordance with the UK Corporate Governance Code, the Board has determined that Tom has recent and relevant financial experience. The Board has also agreed that he has the appropriate qualifications and background to be an audit committee financial expert as defined by the US Sarbanes-Oxley Act of 2002.

#### External appointments

Tom is Chairman of the Supervisory Board of VanLanschot Bankiers, Vice Chairman of the Board of Directors of Zurich Insurance Group and a Non-Executive Director of KPMG's Public Interest Committee. He is also Vice Chairman of the Supervisory Board and Chairman of the Audit Committee of Royal Ahold and a member of the Supervisory Board of Royal DSM.



### Jing Ulrich 45

#### Independent Non-Executive Director

**Nationality** American

**Appointment date**  
1 July 2012

**Committee membership**  
Member of the Finance Committee and,  
with effect from 1 May 2013,  
a member of the Audit & Risk  
Committee

#### Skills and experience

Since 2005, Jing has been Managing Director and Chairwoman of Global Markets, China at JP Morgan. In her current role, she acts as an adviser to the world's largest asset management firms and multinational companies. She also advises Chinese institutions making investments overseas.

From 2003 to 2005, Jing worked for Deutsche Bank as Managing Director, Head of Greater China Equities. She previously held financial positions, specialising in the Asia Pacific region, with CLSA and the Emerging Markets Investors Corporation. She was educated at Harvard and Stanford Universities.

#### External appointments

Jing is an independent director of Ermenegildo Zegna SpA.

### Hans Wijers 62

#### Independent Non-Executive Director

**Nationality** Dutch

**Appointment date**  
With effect from 1 April 2013

**Committee membership**  
Member of the Finance Committee

#### Skills and experience

Hans has a broad range of business, economic and political experience, having served as Chief Executive Officer and Chairman at Akzo Nobel NV from 2002 to 2012. Hans had a long and distinguished career in academia, public service and strategy consulting. He served as a senior vice president of the Boston Consulting Group from 1998 to 2002.

#### External appointments

Hans is a Non-Executive Director and Chairman designate of Heineken NV and also Deputy Chairman and Non-Executive Director of Royal Dutch Shell. He is also Chairman of the supervisory board of AFC Ajax.

## Governance & remuneration

# Our Corporate Executive Team

Our Corporate Executive Team supports our Chief Executive Officer in the management of the business and our activities



**Sir Andrew Witty**

### Chief Executive Officer

See 'Our Board' on page 88.



**Simon Bicknell**

### Senior Vice President, Governance, Ethics and Assurance

Simon was appointed Senior Vice President, Governance, Ethics and Assurance in January 2011 and he is responsible for risk management, compliance and strategic auditing.

Simon joined the Company Secretariat in 1984 and became Deputy Company Secretary of Glaxo Wellcome in 1995. He was appointed Company Secretary of GlaxoSmithKline plc in May 2000 and combined this position with his role as Corporate Compliance Officer from 2006 until his current appointment.

After gaining his Law degree, Simon qualified as a barrister in 1983 and is a member of Middle Temple.



**Deirdre Connelly**

### President, North America Pharmaceuticals

Deirdre joined GSK as President, North America Pharmaceuticals in February 2009 after working at Eli Lilly and Company for 24 years. She held a variety of positions including sales professional, General Manager of Puerto Rico, Senior Vice President of Human Resources and, most recently, President of US Operations.

A native of San Juan, Deirdre received a bachelor's degree in economics and marketing from Lycoming College in Pennsylvania in 1983. She graduated from the Harvard University's Advanced Management Programme in 2000, and in January 2013 was appointed to the Harvard University Public Health Policy Council.

Deirdre is also a member of the Board of Directors of Macy's Inc., the US department store chain.



**Roger Connor**

### President, Global Manufacturing & Supply

Roger Connor is President, Global Manufacturing & Supply (GMS). He was appointed to this role in January 2013, after working for a year as President Designate, GMS.

Roger joined GSK in 1998 from AstraZeneca and has worked in a number of roles within finance and manufacturing strategy, including at GSK sites at Cork in Ireland and Ware in the UK. Prior to his role in GMS, Roger was Vice President, Office of the CEO and Corporate Strategy from February 2010.

He holds a degree in Mechanical and Manufacturing Engineering from Queen's University Belfast and a Masters in Manufacturing Leadership from Cambridge University. He is also a Chartered Accountant.



**Simon Dingemans**

### Chief Financial Officer

See 'Our Board' on page 89.



**Marc Dunoyer**

### Head of Rare Diseases Unit and Chairman of GSK Japan

Marc was appointed to lead the new rare diseases business from R&D to commercialisation in February 2010. He has also served as Chairman of GSK Japan since January 2010 where he was previously Representative Director and President, Pharmaceuticals Japan.

Marc joined the company from Hoechst Marion Roussel in 1999 and was President, Pharmaceuticals Japan from January 2000 until May 2008. He was also President, Pharmaceuticals Asia Pacific/ Japan from May 2008 to July 2010.

Marc has an MBA from the Hautes Etudes Commerciales. He has a Bachelor of Law degree from Paris University and also qualified as a Junior CPA in France in 1977.



**Abbas Hussain**

### President, Europe and EMAP

Abbas was appointed President, Europe and EMAP in September 2012. He joined the company as President, Emerging Markets & Asia Pacific in June 2008.

Previously Abbas spent 20 years at Eli-Lilly where he held positions including President, Europe and before that Vice President, Europe with specific responsibility for the Western European Mid-Size countries, Africa & Middle East Area/Commonwealth of Independent States and Central & Eastern Europe regions. He also held positions in sales and marketing across Australasia and India.

Abbas was appointed to ViiV Healthcare Ltd. Board in October 2009 and the Aspen Board in December 2009. He is also a Board Member of the Singapore Duke-NUS Governing Board and Audit & Risk Committee Board.

Born in Madras, India, Abbas has a degree in Medicinal Chemistry & Pharmacology from Loughborough University.



**Bill Louw**

### Senior Vice President, Core Business Services

Bill was appointed to create and lead Core Business Services (CBS) in April 2010. CBS integrates the shared services of the global support functions. He was previously Chief Information Officer.

Bill joined the company in 1994 as Vice President of Medical Data Sciences, and has held a number of increasingly senior roles in R&D and IT.

Bill has a Bachelor of Science degree in Biology from the College of William and Mary, and Master of Science and Doctor of Philosophy degrees in Statistics from the University of Florida.



**David Redfern**

**Chief Strategy Officer**

David was appointed Chief Strategy Officer in May 2008 and is responsible for proactive exploration of new business opportunities, strategic planning and the leadership of the dermatology business. In addition to his current role, he was appointed Chairman of the Board of Viiv Healthcare Ltd. in April 2011.

Previously, he was Senior Vice President, Northern Europe with responsibility for managing GSK's pharmaceutical businesses in that region and prior to that Senior Vice President for Central and Eastern Europe. David joined the company in 1994 and held a series of finance roles before becoming Finance Director of the European business from 1999-2002.

David has a Bachelor of Science degree from Bristol University in the UK and is a Chartered Accountant.



**Dr Moncef Slaoui**

**Chairman, Global R&D & Vaccines**

See 'Our Board' on page 89.



**Claire Thomas**

**Senior Vice President, Human Resources**

Claire was appointed Senior Vice President, Human Resources in May 2008 and is responsible for GSK's Environmental Sustainability Strategy. She was previously Senior Vice President, Human Resources, Pharmaceuticals International.

Claire joined the company in 1996 and was appointed Senior Vice President, Human Resources, and Pharmaceuticals Europe in 2001, where she successfully led the HR function through the merger.

Prior to joining the company she worked for Ford Motor Company, holding various positions.

Claire has a Bachelor of Science degree in Economics, Management and Industrial Relations from the University of Wales. Claire was honoured as an Outstanding European Woman of Achievement in 2007.



**Phil Thomson**

**Senior Vice President, Global Communications**

Phil was appointed Senior Vice President, Global Communications in August 2010. He has responsibility for Media Relations, Investor Relations, Corporate Responsibility, Internal Communications and Product Communications.

Phil joined Glaxo Wellcome as a commercial trainee in 1996, moving from pharmaceutical brand marketing to product communications. In 1999 he became a Director of Media Relations for Glaxo Wellcome plc and in 2001, took up the position of Director, Investor Relations for GSK. In 2004, he returned to Corporate Media Relations as Vice President.

Phil earned his degree in English and History from Durham University.



**Dan Troy**

**Senior Vice President & General Counsel**

Dan joined the company as Senior Vice President & General Counsel in September 2008.

He was previously a Partner at the Washington law firm Sidley Austin LLP, where he represented mainly pharmaceutical companies and trade associations on matters related to the US Food and Drug Administration (FDA) and government regulations. Dan was formerly Chief Counsel for the FDA, where he served as a primary liaison to the White House and the US Department of Health and Human Services.

Dan is a graduate from Cornell University's School of Industrial and Labor Relations, and earned his law degree from Columbia University School of Law.



**Patrick Vallance**

**President, Pharmaceuticals R&D**

Patrick was appointed President, Pharmaceuticals R&D, in January 2012. Prior to his appointment he was Senior Vice President, Medicines Discovery and Development.

Patrick joined the company in 2006 as Head of Drug Discovery. He focused the organisation on science that has the best chance of leading to new medicines, and created small, multidisciplinary teams called Discovery Performance Units.

Prior to joining GSK Patrick was a clinical academic at University College London. Patrick is a member of the Board of the Agency for Science, Technology & Research (A\*STAR) and is a director of Genome Research Limited. He is also a member of the International Scientific Advisory Board of the Cambridge Institute for Medical Research.



**Emma Walmsley**

**President, Consumer Healthcare Worldwide**

Emma assumed the role of President, Consumer Healthcare Worldwide in October 2011 after joining GSK in May 2010 as President of Consumer Healthcare Europe.

Under Emma's leadership the business has a new strategic direction to become the first and best Fast Moving Consumer Healthcare company, driven by science and values, combining the very best of GSK's scientific knowledge with the speed and marketing excellence of the Fast Moving Consumer Goods world.

Prior to joining GSK, Emma worked with L'Oreal for 17 years where she held a variety of marketing and general management roles in Paris, London and New York. From 2007 she was based in Shanghai as General Manager, Consumer Products, L'Oreal China.

She has a degree in Classics and Modern Languages from Oxford University.



**Christophe Weber**

**President, Vaccines**

Christophe was appointed President, Vaccines in April 2012.

He was named President Designate of Vaccines in January 2011. Prior to this, he was Senior Vice President and Regional Director, Asia Pacific, responsible for GSK operations in Asia Pacific from 2008.

He joined the company in 1993 and held increasingly senior commercial positions including General Manager of the company's Swiss subsidiary and, from 2003 to 2008, Chairman and CEO of GSK France.

Christophe started his career in Australia, working for Rhône-Poulenc-Rorer Pharmaceuticals. He is a Doctor of Pharmacy & Pharmacokinetics, holds a Master of Pharmaceutical Marketing, a Master of Finance and a degree in statistics.



# Corporate governance



## Dear Shareholder

As Chairman of the Board, I am committed to GSK seeking to operate to the highest standards of corporate governance. We believe it is our governance structure that underpins our ability to deliver our strategy to grow a diversified business, deliver more products of value and simplify our operating model.

The following pages outline our approach to governance. The structure of the Corporate Governance Report has been modified this year and my report begins with an overview which summarises the key highlights from 2012 and future actions. Thereafter, our disclosures seek to mirror the structure of the Financial Reporting Council's UK Corporate Governance Code, while several of the statutory disclosures that have appeared within this report in the past have been consolidated into the Shareholder Information section of the Annual Report on pages 239 to 246.

I wish to draw attention to the following key areas which were addressed by the Board during the year.

## Board refreshment and diversity

Last year, I discussed the Board's review of its composition and the changes initiated as a result. I am pleased to report that our proactive refreshment of the Board has led to further important changes to its composition. James Murdoch and Larry Culp stood down from the Board in May and September 2012 respectively and Sir Crispin Davis will not stand for re-election at the AGM in May 2013. In their places, we are pleased to welcome Lynn Elsenhans and Jing Ulrich, who joined the Board on 1 July 2012, and Hans Wijers, who will join the Board on 1 April 2013. These appointments close two significant gaps in the Board's composition that had been identified during the 2011 external evaluation of the Board; namely global CEO experience and knowledge of, and experience in, emerging markets. We are also very pleased that Sir Robert Wilson has agreed to stand for re-election by shareholders for one further year before he steps down from the Board at the 2014 AGM. Given his significant knowledge and experience of GSK, this will provide a period of continuity as the new Non-Executive Directors settle into their roles. We have also taken the opportunity to refresh the composition of our Board Committees, details of which are set out in my Nominations Committee Report on pages 106 to 107.

Although we view diversity in its widest sense (and at Board level we specifically look for diversity of geographical background, ethnicity, gender and types of experience), we are pleased that our Board refreshment programme has further increased our gender diversity. With the recruitment of Lynn and Jing, we have taken the cadre of women on the Board to 33%, which places GSK firmly in the upper quartile of the FTSE 100 in terms of female Board representation. I am also pleased to report that we continue to have a good representation of women in management positions and we actively encourage programmes such as GSK Women's Leadership Initiative to help increase the pipeline of women at senior levels of the organisation.

## Corporate reporting

We fully support the Department for Business, Innovation and Skills' (BIS) efforts to improve narrative and remuneration reporting in so far as they seek to raise the bar in reporting and this view was reflected in our submissions to the consultations they have conducted on these new proposals. In addition, we have been fully engaged in representing the company's views on developing these initiatives, including as a participating member on the Financial Lab project, run jointly by the Financial Reporting Council (FRC) and BIS, to develop example best practice formats of remuneration disclosures.

## Corporate Integrity Agreement

Finally, the Board, in conjunction with our Audit & Risk Committee and the CET, has been fully involved in overseeing the conclusion of settlements with the US Federal Government on a broad range of long-standing legal cases and the implementation of the Corporate Integrity Agreement (CIA) signed with the US Department of Health and Human Services. The requirements of the CIA have been built into our governance structures. The Board completed its first training programme on the CIA and how it would operate in 2012 and will continue to receive ongoing training each year. The Board will also be apprised of our compliance with the CIA on a quarterly basis. Further details on the CIA and its implications for GSK can be found on pages 51 and 214.

I commend the following report to all our shareholders.

**Sir Christopher Gent**  
Chairman  
5 March 2013

## Board report to shareholders – Oversight and stewardship in 2012 and future actions

### The Board

The Board is pleased to report that it was in full compliance with the requirements of the UK Corporate Governance Code.

The Board is responsible for the long-term success of GSK and is accountable to shareholders for ensuring that the Group is appropriately managed and governed and delivers GSK's strategy to Grow, Deliver & Simplify.

### 2012 Board programme

The Board met six times in 2012 and each Board member attended all scheduled Board meetings with the exception of Judy Lewent, who was unable to attend one meeting due to personal circumstances. She conveyed her views and comments to the Chairman on the matters to be discussed, which he shared with the other Directors at the meeting.

The Board agendas were shaped to create more time for strategic discussion and debate, including 'deep dive' reviews of key issues for the business, to ensure focused consideration of our strategic priorities. During 2012, the agendas for Board meetings included the following business:

Month	Strategy	Board oversight	Governance	Risk oversight
January	Review expansion of Operational Excellence Restructuring Programme	Review of 2011 financial results and outlook for 2012 Review of Notice of AGM Re-appointment of auditors	Review of external 2011 Board evaluation report Secretary's report	Review of risk and internal controls process
March	Review of Respiratory strategy Review of Business Development projects Deep dive – future of animals in research	Annual Global Manufacturing and Supply (GMS) and US Pharma business reviews	Secretary's report	
May		Annual European operations and Vaccines business reviews	Preparation for AGM Secretary's report	
July	Review of long range forecast Review of changes to Finance strategy Review of funding and tax strategies Review of talent and leadership development strategy	Annual R&D review Review of capital and licensing proposals	Secretary's report	Corporate Integrity Agreement training
October	Review of output from the Annual Board & CET strategy meeting Deep dive – working capital	Annual business reviews of Consumer Healthcare, Emerging Markets and Japan	Review of projects and transactions approved by the Board Secretary's report	Corporate Integrity Agreement training
December	Review and approval of 2013-15 plan Update on tax, GMS and R&D strategies		Review of investor activity and IR strategy Secretary's report	

### 2012 Board performance

During 2011, the Board identified certain actions as central to increasing its ability to add further value. The performance of the Board in 2012 against these actions is set out below:

Actions	Progress/Achievement
<p><b>(i) The external landscape</b></p> <p>Increase consideration of major external influences and GSK's relative strengths and weaknesses to help expand the Board's knowledge.</p> <p>Increase understanding and knowledge through individual Non- Executive Director and Board site visits.</p> <p>Ensure that Non-Executive Directors continue to engage both formally and informally with the company.</p> <p>Management should demonstrate to the Board that it is embedding the culture of risk awareness within Emerging Markets and how the emerging risks are captured.</p>	<p>The Board programme was expanded to include consideration of major influences on GSK.</p> <p>The Board visited India in October as part of the Board &amp; CET strategy meeting. Specific site visits for individual directors were arranged to the Group's sites at Stevenage, Wavre, Research Triangle Park (RTP) and Zebulon.</p> <p>Directors were offered full access to senior executive meetings and enjoyed attending and meeting with GSK's executives to learn more about the business and its culture.</p> <p>The Board's visit to India provided an opportunity to appreciate how risk management is embedded in the business and emerging risks are captured.</p>
<p><b>(ii) Board contribution and composition</b></p> <p>The Board to plan its composition over the next five to six years, to optimise its effectiveness.</p> <p>Close two significant gaps identified in the Board's current composition: global CEO experience and knowledge of, and experience in, emerging markets.</p>	<p>The Nominations Committee is focused on long-term recruitment of Non-Executive Directors.</p> <p>The Board was pleased to welcome two new Non-Executive Directors, Lynn Elsenhans and Jing Ulrich, who add CEO and emerging markets experience to the Board's deliberations.</p>

These actions are set out in full on page 90 of GSK's 2011 annual report, which discusses the externally facilitated evaluation of the Board's activities by Dr Tracy Long.

## Corporate governance

### Board report to shareholders – Oversight and stewardship in 2012 and future actions continued

#### 2012 & 2013 AGMs – Key highlights at a glance

2012 AGM – held on 3 May 2012 at QEII Conference Centre, London	2013 AGM – to be held on 1 May 2013 at QEII Conference Centre, London
<ul style="list-style-type: none"> <li>• Full Director attendance</li> <li>• 3.8 to 3.9 billion votes cast for each resolution (77% of issued share capital)</li> <li>• James Murdoch stood down from the Board</li> <li>• All other Directors retired and were re-elected to the Board, receiving at least 96.9% of the votes cast in favour</li> <li>• Remuneration Report resolution passed, with 95.7% of the votes cast in favour</li> <li>• <b>Highest votes in favour: 99.9%</b> to re-elect a number of Directors</li> <li>• <b>Lowest votes in favour: 90.8%</b> to reduce notice of a General Meeting.</li> </ul>	<ul style="list-style-type: none"> <li>• Sir Crispin Davis will stand down from the Board after nine years' service</li> <li>• Lynn Elsenhans, Jing Ulrich and Hans Wijers will stand for election to the Board</li> <li>• All other Directors will stand for re-election to the Board</li> <li>• Each Director has been formally evaluated by the Chairman before standing for re-election</li> <li>• The Board believes that each Director is effective and demonstrates commitment to his or her role.</li> </ul>

#### Strategic focus – Board & CET strategy meeting in Delhi, India

Emerging markets provide a significant growth opportunity for GSK. During 2012, turnover in the region grew by 10% and now accounts for 26% of Group turnover. The Board chose to hold its 2012 annual strategy review meeting in India. This gave the Board, who were joined by the CET, the opportunity to have a firsthand view of the Group's local business and its future potential. The Board and CET were also pleased to be able to meet with highly respected government and business figures to gain further insight into the country's political and economic outlook.

#### Induction programmes – Lynn Elsenhans and Jing Ulrich

- (i) **Individually designed and facilitated:** by the Chairman and the Company Secretary.
- (ii) **Purpose:** to orientate and familiarise Lynn and Jing, who were appointed to the Board in 2012, with our strategy to Grow, Deliver & Simplify and with the industry, our organisation and our governance arrangements.
- (iii) **Customised:** to take account of their respective experience, different geographical backgrounds and business perspectives, together with the Committees on which they would serve.

Key elements of their one-to-one induction briefing sessions and site visits undertaken in 2012 are set out below:

Contact/Activity	Induction content
Executive Directors	GSK's strategic, financial and R&D priorities
CET members	Wide spectrum of GSK operations, including Pharmaceuticals, Vaccines and Consumer Healthcare businesses, strategic development, investor relations, global communications and corporate responsibility
Senior Executives	Focused on a number of core functions such as finance, tax, treasury, audit and assurance, risk management and investor relations
Company Secretary	Legal and regulatory duties of a UK listed company director and the corporate governance practices within GSK
Site visits	Tours of our GMS, R&D and Vaccines sites in RTP, Zebulon and Wavre
Investor meetings	Meetings with investors as requested

The induction and training programmes for Lynn and Jing have continued in 2013, with a focus on internal management meeting attendance and operational site visits in order to give them a good perspective on how management operates and to provide them with opportunities to meet key talent and to deepen their understanding of key business issues.

#### Board performance action points for 2013

The agreed action points arising from the 2012 Board evaluation review facilitated by our Senior Independent Non-Executive Director, Sir Robert Wilson, against which progress will be disclosed in GSK's 2013 Annual Report, are set out below:

- (i) **The external landscape**  
Board members were keen to supplement their understanding of the external landscape with 'teach-ins' on a range of topics, such as various therapeutic areas, the design of Phase III trials, pricing, biopharmaceuticals, pharmacogenomics and emerging technology in R&D.
- (ii) **Oversight of strategy**  
The Board wished to spend more time on business unit strategy, competitor analysis, pricing regimes, acquisition strategy and emerging issues.
- (iii) **Board composition**  
The Nominations Committee was tasked with identifying further suitable candidates to replace Board members due to retire in the next few years.



## Leadership and effectiveness

### The Board

The Board met six times in 2012, with each member attending as follows:

	Number of meetings held whilst a Board member	Number of meetings attended
Sir Christopher Gent	6	6/6
Sir Andrew Witty	6	6/6
Simon Dingemans	6	6/6
Dr Moncef Slaoui	6	6/6
Professor Sir Roy Anderson	6	6/6
Dr Stephanie Burns	6	6/6
Stacey Cartwright	6	6/6
Sir Crispin Davis	6	6/6
Lynn Elsenhans*	3	3/3
Judy Lewent	6	5/6
Sir Deryck Maughan	6	6/6
Dr Daniel Podolsky	6	6/6
Tom de Swaan	6	6/6
Jing Ulrich*	3	3/3
Sir Robert Wilson	6	6/6
Larry Culp**	4	4/4
James Murdoch***	3	3/3

In addition to the scheduled meetings, the Board also met on a quorate basis on four occasions.

\* Lynn Elsenhans and Jing Ulrich were appointed as Non-Executive Directors with effect from 1 July 2012.

\*\* Larry Culp resigned from the Board on 30 September 2012.

\*\*\* James Murdoch retired from the Board on 3 May 2012.

### The Chairman

Sir Christopher's role as Chairman is to lead and manage the business of the Board and to provide direction and focus, while ensuring that there is a clear structure for the effective operation of the Board and its Committees. He sets the agenda for Board discussions to promote effective and constructive debate and to support a sound decision-making process, ensuring that the Board receives accurate, timely and clear information, in particular about the company's performance.

Sir Christopher works closely with Sir Andrew Witty to ensure that the strategies and actions agreed by the Board are effectively implemented and provides support and advice to Sir Andrew, while respecting his executive responsibility for managing the Group. The division of responsibilities between the Chairman and the CEO has been agreed by the Board and is set out in the governance section of our website.

Sir Christopher is responsible for the performance of the Group to shareholders and leads discussions and the development of relations with them.

### Non-Executive Directors

The Non-Executive Directors provide a strong, independent element on the Board. They are well placed to constructively challenge and support management and to shape proposals on strategy and succession planning. Between them, they bring independent judgement and a breadth of skills and experience gained at the most senior levels of international business operations and academia.

### Senior Independent Director

Sir Robert Wilson has been our Senior Independent Director (SID) since 20 May 2009. His role is to act as a sounding board for Sir Christopher and a trusted intermediary for the other Directors. He is also available as an additional point of contact for shareholders. His responsibilities include the evaluation of the performance of the Chairman, and at the request of the Chairman, evaluating the Board and its Committees (in collaboration with the Committee Chairmen) in years when the evaluation is conducted internally.

The SID also works with the Chairman on the process for the selection of a new Chairman as appropriate and he chairs the Nominations Committee when agreeing the recommendation to the Board for the Chairman's successor.

Sir Robert maintains an understanding of the issues and concerns of our major shareholders through meetings with them and reports from our investor relations team.

Sir Deryck Maughan will succeed Sir Robert as SID with effect from the end of the AGM on 1 May 2013.

### CEO

Sir Andrew is responsible for the management of the business, developing the Group's strategic direction for consideration and approval by the Board and implementing the agreed strategy. He is assisted by other members of the CET, which meets at least 11 times a year and more often if required.

Short biographies of the members of the CET are given under 'Our Corporate Executive Team' on pages 92 and 93.

### Company Secretary

The Company Secretary, Victoria Whyte, is a solicitor and a Fellow of the Institute of Chartered Secretaries and Administrators. Victoria was formerly Deputy Secretary and Secretary to the Remuneration Committee. She has acted as Secretary to the Board and all the Board's Committees since her appointment as Company Secretary on 1 January 2011.

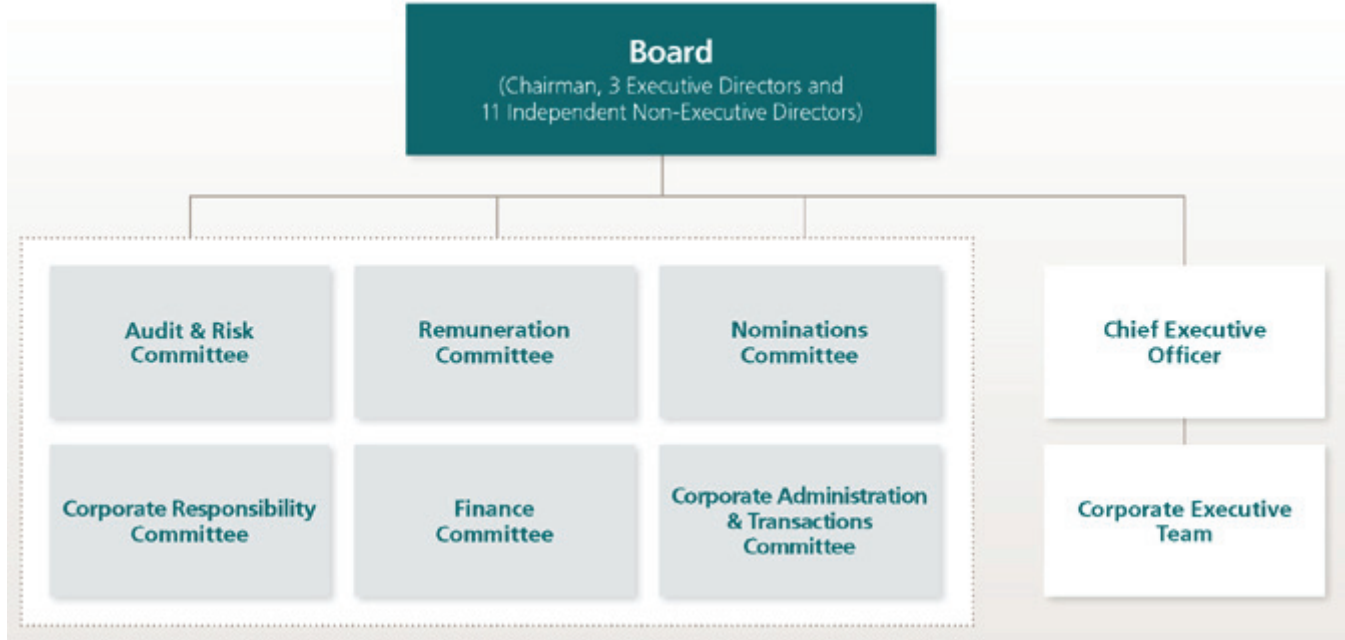
Victoria supports the Chairman in designing the induction for new Directors, in the delivery of the corporate governance agenda, in particular in the planning of agendas for the annual cycle of Board and Committee meetings, and in ensuring that information is made available to Board members on a timely basis. She advises the Directors on Board procedures and corporate governance matters, and arranges for the Non-Executive Directors to attend internal management meetings and make visits to our business operations to enhance their knowledge and understanding of the business.

During 2012, Victoria responded to various consultations on the evolving global governance and reporting agenda on behalf of the Group. She also engaged with shareholders to ensure they fully understood GSK's governance and remuneration arrangements.

## Corporate governance

### Corporate governance framework

The Board has a coherent corporate governance framework with clearly defined responsibilities and accountabilities designed to safeguard and enhance long-term shareholder value and provide a robust platform to realise the Group’s strategy. Our internal control and risk management arrangements, which are described on pages 100 to 102, are an integral part of GSK’s governance framework.



### Board Committees

In order for the Board to operate effectively and to give full consideration to key matters, Board Committees have been established. A summary of the role of each Board Committee is set out in the table below. The full terms of reference of each Committee are available on our website and reports on the membership and work undertaken by the Audit & Risk, Remuneration, Nominations and Corporate Responsibility Committees during 2012 are given on pages 103 to 136.

Audit & Risk	Remuneration	Nominations	Corporate Responsibility	Finance	Corporate Administration & Transactions
<b>Reviews:</b> Financial and internal reporting processes, integrity of the financial statements, system of internal controls, identification and management of risks and external and internal audit processes	<b>Reviews and recommends:</b> To the Board the overall executive remuneration policy To the Board the appropriate fees for the Chairman	<b>Reviews and recommends:</b> Structure, size and composition of the Board and the appointment of members to the Board, its Committees and the CET	<b>Reviews:</b> External issues that have the potential for serious impact upon GSK’s business	<b>Reviews and approves:</b> The Annual Report and Form 20-F, the convening of the AGM, the preliminary and quarterly results announcements	<b>Reviews and approves:</b> Matters in connection with the administration of the Group’s business and certain corporate transactions
<b>Proposes:</b> Appointment of external auditors	<b>Determines:</b> Terms of service and remuneration of Executive Directors and other members of the CET	<b>Monitors:</b> Succession to the Board and CET	<b>Oversight of:</b> Reputation management	<b>Approves:</b> Certain major licensing and capital transactions and changes to the Group’s Investment Instrument and Counterparty Limits	
<b>Responsible for:</b> Initiating an audit tender, the selection of external auditors, their remuneration and oversight of their work	<b>Reviews and approves:</b> The Remuneration Report				

## Board induction, business awareness and training

The induction programmes for Lynn Elsenhans and Jing Ulrich presented on page 96 illustrate the typical induction format for a new Director.

To ensure that Non-Executive Directors develop and maintain a greater insight and understanding of the business, they are invited to attend internal management meetings, including meetings of the CET, the Research & Development Executive, the Product Executive, the Scientific Review Board, the Portfolio Investment Board, the Commercial Accountability Board and the Risk Oversight and Compliance Council. They also meet employees informally during visits to the Group's operations and receptions held around Board meetings.

The Board is kept up-to-date on legal, regulatory and governance matters through regular papers from the Company Secretary and presentations by internal and external advisers.

During the year, the Board was briefed on various developments in narrative reporting and executive remuneration, risk management, board diversity, the impact of the UK and EU reviews of the audit market, market abuse and insider trading, shareholder engagement and other developments in corporate governance reporting, including the publication of the September 2012 update to the UK Corporate Governance Code.

The Board undertook specific training on the CIA in 2012. Going forward, the Board has committed to further refresher training each year. Each new Board member will, as part of his or her induction programme, receive comprehensive training on the CIA.

Sir Christopher also meets with each director annually on a one-to-one basis to discuss his or her ongoing training and development requirements.

## Board composition

We seek to build an effective and complementary Board, whose capability is appropriate for the scale, complexity and strategic positioning of our business. The process for Board appointments is led by the Nominations Committee and is described on pages 106 to 107.

We are mindful of the need to balance the composition of the Board and its Committees and to refresh them progressively over time so that we can draw upon the experience of longer serving Directors, while tapping into the new external perspectives and insights which more recent appointees bring to the Board's deliberations.

Non-Executive Directors are drawn from a wide range of industries and backgrounds, including pharmaceutical and healthcare, medical research and academia, retail and financial services, and have appropriate experience of complex organisations with global reach. Some have considerable experience of the pharmaceutical industry and the more recent appointees bring a new approach to the Group and to the Board's discussions.

## Board diversity

We are committed to the diversity of our boardroom and we are similarly committed to equal opportunities for all our employees at all levels of the organisation and the diversity and inclusiveness of our workforce are promoted throughout GSK.

We believe that a key requirement of an effective board is that it comprises a range and balance of skills, experience, knowledge, gender and independence, with individuals that are prepared to challenge as well as work as a team. This needs to be backed up by a diversity of personal attributes, including character, intellect, sound judgement, honesty and courage.

In May 2011, we announced our aspiration to increase the female representation on the Board to at least 25% by 2013. We were able to report in the 2011 Annual Report that encouraging progress had been made towards this target, with 20% of our Directors being women at that stage. As part of the continued refreshment of the Board, both Lynn Elsenhans and Jing Ulrich were appointed as new Non-Executive Directors in July 2012, taking the cadre of women on our Board to 33%. We are pleased to have delivered early on our aspiration and to have exceeded the target we set ourselves. This places GSK firmly in the upper quartile of the FTSE 100 in terms of female Board representation.

## Time allocation

Each Non-Executive Director has a letter of appointment which sets out the terms and conditions of his or her directorship.

Sir Christopher and the Non-Executive Directors are expected to devote such time as is necessary for the proper performance of their duties. No precise timings are given as this will vary from year to year depending on the company's activities. Directors are expected to attend all Board meetings, and any additional meetings as required.

They are also expected to attend meetings of the Committees of which they are members, part two of the Audit & Risk Committee meetings (which are open to all Directors in furtherance of their risk responsibilities) and strategy sessions and to make visits to operational sites. In addition, Board members are invited to attend at least one CET meeting a year and may attend certain Research & Development Executive and other operational meetings.

## 2012 Board and Chairman's evaluation

The Board carries out an evaluation of its performance and the performance of its Committees every year which is facilitated externally every third year. The progress of the Board against the outcomes of the 2011 evaluation, which was externally facilitated by Dr Tracy Long, is reported on page 95. The action points arising from the 2012 evaluation of the Board by the SID, Sir Robert Wilson, are disclosed on page 96.

The Board has now entered a period of change with two Non-Executive Directors departing in 2012 and two new appointments. The Board believes that it continues to function well: it is well-chaired; the culture is both open and inclusive; relations between Executive Directors and Non-Executive Directors are constructive and mutually respectful, with Non-Executive Directors having a notably high level of confidence in the Executive Directors. Importantly, there are no domineering personalities and Board engagement and dialogue is constructive.

GSK is unusual in welcoming Non-Executive Directors to attend at its key internal management meetings. This is appreciated by Non-Executive Directors and over time may give the Board a different character to most of its peers. It offers Non-Executive Directors the opportunity to witness management interaction and culture firsthand and to see some issues debated or reviewed in much greater depth than is normally possible in the context of a relatively rigid Board agenda.

The Board is now more balanced by gender and more diversified internationally.

In terms of further improvement, the Board felt that it wanted to continue to focus on forward strategy and wished to spend more time on business unit strategy, competitor analysis, pricing regimes, acquisition strategy, and emerging issues.

## Corporate governance

The Board was keen to continue to supplement its understanding of the business and the industry, with voluntary “teach-ins” on a range of topics, including specific therapeutic areas, the design of phase III trials, pricing, biopharmaceuticals, pharmacogenomics and emerging technology in R&D.

The Chairmen of each of the Board Committees undertook separate evaluations of their Committees and the outcome of each was reported and discussed with the respective Committee and the Board. A summary of the conclusions of each review is included in the respective Committee report.

The Non-Executive Directors, led by Sir Robert, met separately, without Sir Christopher being present, to discuss his performance. They considered his leadership, performance and overall contribution to be of a high standard.

In addition, Sir Christopher met with all the Non-Executive Directors independently of the Executive Directors.

### Relations with shareholders

We work to engage effectively with shareholders through our regular communications, the AGM and other investor relations activities.

We announce our financial results on a quarterly basis. The annual results are included in our Annual Report. All shareholders receive an annual summary leaflet which advises them that our Annual Report and Notice of our Annual General Meeting are available on our website.

Sir Andrew and Simon Dingemans give live presentations to institutional investors, analysts and the media with the full year results, which are also available via webcast and teleconference. After the first, second and third quarter results, we hold webcast teleconferences for the same audience. Our results are available on our website.

Our investor relations department, with offices in London and Philadelphia, acts as a focal point for communications with investors. Sir Andrew, Simon and Sir Christopher maintain a continuous dialogue with institutional shareholders on performance, plans and objectives through a programme of regular meetings. During the year they held over 100 individual meetings with investors and they have also hosted approximately 30 group meetings with investors and potential investors.

Victoria Whyte acts as a focal point for communications on corporate governance matters. We also have a small central Corporate Responsibility (CR) team which co-ordinates strategy, policy development and reporting specifically with respect to CR. The team communicates with socially responsible investors and other stakeholders.

Sir Christopher also meets regularly with institutional shareholders to hear their views and discuss issues of mutual importance and communicates their views to the other members of the Board. The SID and all the Non-Executive Directors are available to meet with shareholders.

The Remuneration Committee Chairman, the Chairman, the Head of Human Resources and the Company Secretary hold annual meetings with major shareholders to discuss executive remuneration and governance matters.

We have a briefing process in place, managed by Sir Christopher, for Non-Executive Directors to focus on sector specific issues and general shareholder preferences.

## Accountability

### Internal control framework

The Board recognises its responsibility to present a balanced and understandable assessment of the Group’s position and prospects.

The Board has accountability for reviewing and approving the adequacy and effectiveness of internal controls operated by the Group, including financial, operational and compliance controls and risk management. The Board has delegated responsibility for such review to the Audit & Risk Committee (the Committee), which receives regular reporting aligned with our Assurance Programme.

It is the responsibility of management, through the CET, to implement Board policies on risk and control. The CET is responsible for identifying, approving, monitoring and enforcing key policies that go to the heart of how the Group conducts business.

The internal control framework includes central direction, resource allocation, oversight and risk management of the key activities of R&D, manufacturing, marketing and sales, legal, human resources, information systems and financial practice. As part of this framework, there is a financial planning system with an annual budget approved by the Board. The results of operating units are reported monthly and compared with the budget. Forecasts are prepared regularly during the year.

Established procedures are in place to identify and consolidate reporting entities. Our control activities include policies and practices covering appropriate authorisation and approval of transactions, the application of financial reporting standards and reviews of significant judgments and financial performance.

Extensive financial, regulatory and operational controls, procedures and risk activities are reviewed by the Group’s internal auditors. Responsibility for risk management and control is clearly delegated to local business units, supported by our regional management structure. These principles are designed to provide an environment of central leadership, coupled with local operating autonomy, as the framework for the exercise of accountability and control within the Group.

Importance is attached to clear principles and procedures designed to achieve appropriate accountability and control. A Group policy, ‘Risk Management and Legal Compliance’, mandates that our business units establish processes for managing and monitoring risks significant to their businesses and the Group.

The business units and the majority of global support functions prepare reports annually, in collaboration with Global Ethics and Compliance (see page 101), summarising risk management activities. These reports are reviewed by the relevant Risk Management and Compliance Board (RMCB) for each operation and subsequently reported to the Risk Oversight and Compliance Council (ROCC) and the Committee.



## Risk Oversight and Compliance Council

The ROCC is a council of senior executives authorised by the Board to assist the Committee in overseeing the risk management and internal control activities of the Group. Membership comprises several CET members, the Company Secretary and some of the heads of departments with internal control, risk management, assurance, audit and compliance responsibilities. The ROCC is chaired by the Head of Governance, Ethics and Assurance.

The ROCC meets on a regular basis to review and assess significant risks and their mitigation plans and to provide oversight of internal controls to ensure compliance with applicable laws, regulations and internal policies. The ROCC, responding to our Group 'Risk Management and Legal Compliance' policy, has provided the business units with a framework for risk management and upward reporting of significant risks. Each business unit assigns individual responsibility for the management of risks inherent to the business unit. For enterprise emerging risks, mitigation planning and the identification of an individual with overall GSK responsibility is mandatory.

## Risk Management and Compliance Boards

RMCBs have been established in each of the major business units. Membership often comprises members of the senior executive team of the respective business unit, augmented by specialists where appropriate. The RMCBs oversee the management of all risks that are considered important for their respective business units, including those risks that are designated as significant to GSK as a whole, thus increasing the number of risks that are actively managed across the Group.

Each business unit and corporate function must periodically review the significant risks facing our businesses. This review generally includes identifying operational risks, legal compliance risks and risks to the achievement of strategic goals and objectives. The reviews are scheduled at least annually and should be embedded within, and aligned to, the annual planning process to ensure that significant risks are identified with changes in management direction and the external environment.

## Global Ethics and Compliance

The ROCC and the RMCBs are assisted by Global Ethics and Compliance, which is responsible for supporting the development and implementation of practices that facilitate employees' compliance with laws and Group policy.

Global Ethics and Compliance provides assistance to help employees meet our high ethical standards and comply with applicable laws and regulations and corporate responsibility. The thrust of Global Ethics and Compliance's efforts is the promotion of ethical behaviour and corporate responsibility in accordance with our values, due diligence to prevent and detect misconduct or non-compliance with laws or regulations and effective compliance systems.

Global Ethics and Compliance is led by the Head of Governance, Ethics and Assurance, a CET member, who reports directly to the CEO. He has a further direct reporting line to the Committee that provides a mechanism for bypassing the executive management should the need ever arise. He also chairs the ROCC and provides summary reports on the ROCC's activities and the Group's significant risks to the CET and the Committee on a regular basis.

In 2012, Global Ethics and Compliance completed a review of its global strategy in order to ensure consistency across all business units and local operating companies. Compliance strategies were developed and agreed to ensure global alignment of inherent risks.

This global approach will ensure core compliance elements are proactively evaluated against common global expectations regardless of the business area, region or risk, while raising the visibility of best practices across the compliance programmes.

A global standard operating procedure was approved by Global Ethics and Compliance, Human Resources, Legal and Business Leaders to harmonise the coordination, conduct, tracking, reporting and communication of internal investigations related to actual, alleged or potential infractions of laws or regulations, GSK Policy, Code of Conduct or other wrong-doing.

To support the new procedure, a practical guide to undertaking investigations was implemented. A significant training programme was conducted to improve the technical and forensic investigative abilities of the Central Investigations Team. Additionally, a new Investigations Governance Board was formed in 2012 to enable analysis of trends, root cause analyses and to make recommendations to executive management for remedial enterprise-wide action.

## Global Product Quality Office

The Global Product Quality Office (GPQO) oversees the activities of the GSK Quality Council (GSK QC) which serves as a forum to escalate emerging risks, share experiences of handling quality issues and ensure that the learnings are assessed and deployed across the organisation as appropriate. This has included reviews and mitigations of regulatory inspections, major investigations relating to external suppliers, and harmonisation of company recall procedures. The GSK QC has representation from the Executive Quality Councils in GMS, Vaccines and R&D, together with members of Audit and Assurance, Legal, R&D and Supply Chain Leaders, and provides insight to the ROCC and the Committee on product quality matters.

The GPQO has oversight responsibility for developing common quality standards and systems across GSK. There is an ongoing review of GSK's Quality Management System to ensure that its content is reflective of the detailed requirements for the manufacture of pharmaceuticals, consumer healthcare products, vaccines and investigative clinical trials materials, while providing applicable and appropriate content for Quality Activities in Commercial Local Operating Companies.

## Audit & Assurance

Audit & Assurance has responsibility for independently assessing the adequacy and effectiveness of the management of significant risk areas and reporting outcomes to the Committee in line with an agreed assurance plan. The internal audit group comprises seven principal teams focused in the following areas:

- Commercial and Financial internal audit
- Information Technology internal audit
- Manufacturing internal audit (including Environment, Health, Safety and Sustainability)
- R&D internal audit
- Assurance excellence & operations
- Anti-Bribery & Corruption
- Risk management

All internal audit activity is conducted by a single organisation under the leadership of the Head of Audit & Assurance, who has a dual Committee reporting line into the Head of Governance, Ethics and Assurance and the Committee Chairman.

## Corporate governance

Audit & Assurance undertakes a continuous process of risk assessment that contributes to the evolution of our audit strategies and compilation and delivery of the audit schedule. This approach allows Audit & Assurance to respond expeditiously to changes in our business and risk environment and to ensure that our audit strategies are fit-for-purpose. The internal audit universe and audit programmes are managed using the Lead Audit Group principle where each business unit is aligned with an audit group for coordination and management of key communications. Programmes are reviewed and approved collectively by the Assurance Leadership Team, and the schedule is endorsed by the Committee.

When issues or control deficiencies are identified during audit engagements, Internal Audit recommends processes for improvement. Business unit management develops corrective action plans to address the causes of non-compliance and gaps in internal controls. These plans are tracked to completion and results reported to executive management and the Committee.

### Assurance reporting

Assurance reporting to the Committee follows a structured programme, integrating reporting from business units and Audit & Assurance.

Business units and global support functions are required to present reports annually to the ROCC and the Committee detailing their risk management and compliance approach, providing an assessment of the status of internal controls over key risks, and highlighting any significant compliance issues. Management must oversee risks that are considered important for their respective business units, including those risks that are designated as significant to the Group. Information regarding the controls in place to manage these risks is provided to assure the Committee that these risks are adequately managed within the internal control framework.

In addition to business unit reporting, significant compliance issues and internal audit results and investigations are escalated to the ROCC and the Committee at the earliest opportunity.

### Anti-Bribery and Corruption

The Anti-Bribery and Corruption Programme (ABAC) is part of our response to the risk of bribery and corruption. It builds on our values and existing standards to form a comprehensive and practical approach to compliance in this complex risk area. The programme is overseen by the ABAC team, who provide advisory support and routine audits of this risk. To ensure the programme's independence, it will be regularly audited by an external firm that specialises in this risk area. Details of our ABAC programme are available on our website.

### Risk management

Our risk management programme extends beyond legal and regulatory issues and considers our overall strategy and changes in the external environment. Furthermore, risk management principles are embedded within management practices and are part of the business strategy and objective setting process.

The Head of Audit & Assurance acts as the Global Risk Officer with support from the Director, Risk Management. Risk Management is responsible for maintaining GSK's risk management framework and supporting the business in identifying key risks. The management of risks is owned by the business with support from Compliance Business Partners. For details of risks affecting the Group, see 'Risk factors' on pages 78 to 86 and Note 44 to the financial statements, 'Legal proceedings'.

### Monitoring risk and effectiveness of controls

The internal control framework (the Framework) has been in operation for the whole of the year and continues to operate up to the date of approval of this report. The Framework assists in the identification, evaluation, and management of significant risks as required by the UK Corporate Governance Code (UK Code) and is designed to manage rather than eliminate the risk of not achieving business objectives. The Framework provides reasonable, but not absolute assurance against material misstatement or loss.

The Committee receives reports on areas of significant risk to the Group and on related internal controls. Following consideration of these reports and those received via the Assurance framework, the Committee reports annually to the Board on the effectiveness of controls.

There are areas of our business where it is necessary to take risks to achieve a satisfactory return for shareholders, such as investment in R&D and in acquiring new products or businesses. During 2012, the Committee, in conjunction with the full Board, considered and reviewed the nature and extent of these risks and the risks associated with achieving the company's strategic objectives.

In these cases, it is our objective to apply expertise in the prudent management, rather than elimination, of risk. The Board's review focuses on the company and its subsidiaries and does not extend to material associated undertakings, joint ventures or other investments, although it considers the risk of the company's participation in these activities.

The Board, through the Committee, has reviewed the assessment of risks and the internal control framework that operates in GSK and has considered the effectiveness of the system of internal controls in operation in the Group for the year covered by this report and up to the date of its approval by the Board. The process followed by the Board in reviewing the system of internal controls accords with the guidance on internal control issued by the Turnbull Committee.

This is in accordance with the provisions of the UK Code, which provide that the Board is responsible for determining the nature and extent of the significant risks it is willing to take in achieving its strategic objectives. The Board provides oversight to ensure that GSK maintains sound risk management and internal control systems.

### Remuneration

Our Remuneration Report, which describes the level and components of the remuneration of the Directors, is set out on pages 109 to 136.



The reports of the Audit & Risk, Nominations and Corporate Responsibility Committees, describing the activities of those Committees during the year, are set out below.

## Audit & Risk Committee Report



### Dear Shareholder

I would like to thank my predecessor, Tom de Swaan, for his strong leadership of the Committee over the course of the last six years. Tom continues to serve as a member of the Committee and I will value his wise counsel.

The continuing effects of an uncertain global political and economic environment make it even more important to maintain a sharp focus on the robustness of the company's internal control and compliance models. During the year, Global Ethics and Compliance concluded a review of its global strategy, which led to the establishment of "One Compliance", a single, consistent global compliance framework independent of the business. "One Compliance" will champion GSK's values and seek to foster values-based decision making across the Group's business units and local operating companies.

During 2012, the Committee's agenda has included the usual review of our financial results and controls, our business operations across the world and their management of risk, as well as focusing consideration on new emerging risks. At each meeting, a proactive approach was taken to the identification and discussion of emerging risks.

In 2012, GSK entered into a Corporate Integrity Agreement (CIA) with the US Department of Health and Human Services in relation to past sales and marketing practices. Under the CIA, the company is building improvements into its existing compliance programmes. The Committee has supported the Board in overseeing and scrutinising the implementation of these improvements through the receipt of quarterly CIA compliance updates. It also receives annual training on the CIA and its compliance obligations.

In line with the Group's strategy to expand further and deeper into emerging markets, members of the Committee visited the Group's Indian operations in Delhi and were pleased to have the opportunity to meet with locally based executives. During this visit, the Committee members were able to gain a deeper understanding of the distinctive business and cultural dynamics of this emerging market and to learn at firsthand how risk management is embedded in our operations in India.

In my role as the new Chair, I will increase my understanding of the Group by meeting with senior executives from GSK's operations to discuss issues that have been brought to the Committee by management. I also intend to continue Tom's work in making the Committee more visible to the Group's employees and to deepen my knowledge of the internal control and assurance framework through working with the CET members and connecting with the network of Compliance Officers.

**Judy Lewent**  
Audit & Risk Committee Chairman

## Membership

The membership of the Committee, together with appointment dates and attendance at meetings, is set out below:

Members	Committee member since	Attendance at full meetings during 2012
Judy Lewent (Chairman from 1 January 2013)	1 April 2011	5/6
Professor Sir Roy Anderson	20 May 2009	6/6
Stacey Cartwright	1 April 2011	6/6
Sir Deryck Maughan	21 January 2005	6/6
Dr Daniel Podolsky	1 January 2007	6/6
Tom de Swaan (Chairman from September 2006 to 31 December 2012)	1 January 2006	6/6
Sir Robert Wilson	12 December 2003	6/6

The Committee's meetings are split into two parts:

- Part one deals with the more fundamental aspects of internal financial control and considers standing items, such as receiving reports from the external auditors and GSK's Audit & Assurance team.
- In furtherance of its risk responsibilities, the entire Board is invited to attend Part two of the Committee's meetings. This usually considers developments in the external risk environment and receives legal updates, business unit and corporate function reports and reports on the outcome of Strategic Risk Evaluations and other topical issues.

In addition to the six scheduled meetings, the Committee also met on a quorate basis on five occasions.

Other attendees at Committee meetings include:

Attendee	Regular attendee	Attends as required
Chairman	✓	
CEO	✓	
CFO	✓	
Chairman, Global R&D & Vaccines	✓	
General Counsel	✓	
Financial Controller	✓	
Head of Governance, Ethics & Assurance	✓	
Head of Audit & Assurance	✓	
Company Secretary – Secretary to the Committee	✓	
Chief Medical Officer – Part two only		✓
Chief Product Quality Officer		✓
External auditors	✓	

## Main responsibilities

The main responsibilities of the Committee are set out on page 98.

The Committee's oversight role requires it to address regularly the relationships between management and the internal and external auditors and to understand and monitor the reporting relationships and tiers of accountability between them.

The Committee receives regular reports from members of the CET and senior managers covering key risk management and compliance activities of the Group, including those covering R&D, manufacturing, sales and marketing and corporate functions. Further details of the reporting framework to the Committee are set out on pages 100 to 102 under 'Accountability'.

## Corporate governance

The Committee also reviews the quarterly results of the Group prepared by management and considers reports on key accounting issues.

The Committee reviews its terms of reference on an annual basis. They were revised in December 2012 to reflect corporate governance best practice developments.

In 2012, the Committee worked to a structured programme of activities, with standing items that the Committee is required to consider at each meeting, together with other matters timed to coincide with key events of the annual financial reporting cycle.

<b>External auditors</b>	Reported on all critical accounting policies, significant judgements and practices used by the Group, alternative accounting treatments which had been discussed with management and their resultant conclusion, material written communications with management and any restrictions on access to information.
<b>CFO</b>	Reported on the financial performance of the Group and on technical financial and accounting matters.
<b>General Counsel</b>	Reported on material litigation.
<b>Company Secretary</b>	Reported on corporate governance, securities and disclosure practices.
<b>Heads of Audit and Assurance and the Group's compliance and audit groups</b>	The majority of the heads of these groups reported on the audit scope, annual coverage and audit resources and on the results of audits conducted during the year.
<b>Company Secretary as Chair of the Disclosure Committee*</b>	Reported on matters that affected the quality and timely disclosure of financial and other material information to the Board, to the public markets and to shareholders. This enabled the Committee to review the clarity and completeness of the disclosures in the published annual financial statements, interim reports, quarterly and preliminary results announcements and other formal announcements relating to financial performance prior to approval by the Board.
<b>Head of Audit &amp; Assurance</b>	Reported on the progress of GSK's global assurance plan to review the assurance for each significant risk throughout the Group.

\* See 'Sarbanes-Oxley Act of 2002' on page 242.

### Qualifications of Audit & Risk Committee members

Details of the members' financial, accounting or scientific experience are given in their biographies under 'Our Board' on pages 88 to 91.

### Committee independence

The Committee, management, internal auditors and the full Board work together to ensure the quality of the company's corporate accounting and financial reporting. The Committee serves as the primary link between the Board and the external and internal auditors. This facilitates the necessary independence from management and encourages the external and internal auditors to communicate freely and regularly with the Committee. In 2012, the Committee met both collectively and separately with the external auditors, the Head of Audit & Assurance and the Head of Governance, Ethics and Assurance without members of management being present.

Both Judy Lewent and Tom de Swaan are also members of the Remuneration Committee, which allows them to provide input on the Committee's review of the Group's performance and oversight on any risk factors relevant to remuneration matters.

### External auditors

The Committee has primary responsibility for oversight of the external auditors. This includes deciding whether to seek to re-tender the audit and making a recommendation to shareholders on the appointment, re-appointment or removal of the external auditors by assessing, on an annual basis, their qualifications, expertise, resources and independence and the effectiveness of the previous audit process.

### Effectiveness of external auditors

In evaluating the effectiveness of the audit process prior to making a recommendation on the re-appointment of the external auditors, the Committee reviews the effectiveness of their performance against criteria which it agrees, in conjunction with management, at the beginning of each year's audit.

As part of this process, the Committee considers feedback on the prior year's external audit gathered through a client satisfaction survey facilitated by the auditors' client service review team, which is independent of the engagement team that undertook the audit work. The survey seeks feedback from the financial management team at corporate and business unit level. Having reviewed the feedback, provided the Committee is satisfied with the effectiveness of the external audit process, it will recommend the re-appointment of the auditors at the forthcoming AGM.

Details of the current criteria for judging the effectiveness of the external auditors are set out below:

- deliver a smooth-running, thorough and efficiently executed audit
- provide accurate, up-to-date knowledge of technical issues on a timely basis
- serve as an industry resource, communicating best practice and industry trends in reporting
- adhere to all independence policies, including GSK's policies, ISA (UK&I) 220 and SEC requirements
- deliver a focused and consistent audit approach globally that reflects local risks and materiality
- liaise with GSK's Audit & Assurance function to avoid duplication of work and
- provide consistency of advice at all levels.

### Fee review

Before agreeing the audit fee proposed by the external auditors, which is reviewed by management, the Committee considers cost comparisons to ensure that it is fair and appropriate for GSK. There are no contractual obligations that restrict the Committee's capacity to recommend a particular firm as external auditor to the Group.

### Qualifications

In making its assessment, the Committee considers papers which detail the relevant UK legislative, regulatory and professional requirements relating to external auditors and evaluates reports from the external auditors on their compliance with the requirements, on the safeguards that have been established and on their own internal quality control procedures.

Consideration is also given by the Committee to the need to include the risk of the withdrawal of the external auditors from the market in its risk evaluation and planning.

### Audit partner rotation

The external auditors are required to rotate the audit engagement partner every five years. The current audit partner commenced his engagement on 1 January 2008 and will step down from his position after the audit of GSK's financial statements for 2012 has been concluded.

After a robust review process by the Committee, together with the involvement of the CEO and CFO to select his replacement, the Committee has approved the appointment of a new audit engagement partner with effect from the financial year commencing on 1 January 2013.

### Audit firm tendering

PricewaterhouseCoopers LLP have remained in place as auditors since the Group's inception in December 2000 and the audit contract has not been put out to tender in that period. Their performance has been reviewed annually by the Committee since that time. As part of its review of the implications of the end of the current audit partner's five year term, the Committee considered the appropriateness of putting in place a tender process. This included assessing the FRC's most recent guidance on the subject, the level of change currently underway inside the Group and improvements to the auditors' services, including fee levels proposed by the auditors. The review concluded that a tender was not in the company's interests at this time and the Committee consequently approved the appointment of the new audit partner. However, the Committee agreed that this issue should be reviewed regularly as part of the annual appointment process.

### Non-audit services

The Sarbanes-Oxley Act of 2002 prohibits the engagement of the external auditors for the provision of certain services such as legal, actuarial, internal audit outsourcing, or financial information systems design. Where the external auditors are permitted to provide non-audit services, the Committee ensures that auditor objectivity and independence are safeguarded by a policy requiring pre-approval by the Committee for such services. The total fees for non-audit work can not exceed 50% of the audit fee, except in special circumstances where there would be clear advantage in the company's auditors undertaking such additional work. These services may include audit, audit-related, tax and other services.

Pre-approval is detailed as to the particular service or categories of service, and is subject to a specific budget.

### Provision of non-audit services

There are guidelines which set out the Group's policy on engaging the external auditors to provide non-audit services, which include:

- ascertaining that the skills and experience of the external auditors make them a suitable supplier of the non-audit services
- ensuring adequate safeguards are in place so that the objectivity and independence of the Group audit are not threatened or compromised and
- ensuring that the fee levels do not exceed 50% of the annual audit fee.

The external auditors and management report regularly to the Committee regarding the extent of services provided in accordance with this pre-approval and the fees for the services performed. The Committee may also pre-approve additional services on a case-by-case basis. Fees paid to the company's auditor and its associates are set out below. Further details are given in Note 8 to the financial statements, 'Operating profit'.

Where possible, other accounting firms are engaged to undertake non-audit services.

(£m)



### Code of Conduct and reporting lines

We also have a number of well established policies, including a Code of Conduct, which is available on our website, and confidential reporting lines for the reporting and investigation of unlawful conduct. No waivers to the Code of Conduct were made in 2012.

### Committee evaluation

The Committee's annual evaluation was carried out by the Committee Chairman and concluded that the Committee continued to operate effectively. In particular, the Committee's agendas were thought to be comprehensive with helpful presentations on each area of the business on a rolling basis that addressed risk and audit concerns. The Committee felt that this provided a solid framework within which it could continue to operate effectively to fulfil its role.

In terms of enhancements to the Committee's deliberations, the Committee members felt it would be helpful to find additional time for, and apply greater focus on, particular issues such as pipeline risk, vaccines, clinical practices and local regulatory requirements.

It was agreed that the business assurance reports could be simplified further, with a clear focus on key risks and that management presentations to the Committee should be more focused on risk.

## Corporate governance

### Nominations Committee Report



**Sir Christopher Gent**  
Nominations Committee Chairman

#### Membership

The membership of the Nominations Committee (the Committee), together with appointment dates and attendance at meetings, is set out below:

Members	Committee member since	Attendance at full meetings during 2012
Sir Christopher Gent (Chairman since 1 January 2005)	9 December 2004	4/4
Professor Sir Roy Anderson	1 October 2012	2/2
Sir Crispin Davis	9 July 2009	4/4
Sir Deryck Maughan	9 July 2009	3/4
Tom de Swaan	1 October 2012	2/2
Sir Robert Wilson	28 March 2008	4/4
Larry Culp*	28 March 2008	2/2

\* Larry Culp resigned from the Board on 30 September 2012.

In addition to the four scheduled meetings, the Committee met on a quorate basis on two occasions.

Other attendees at Committee meetings may include:

Attendee	Regular attendee	Attends as required
Chief Executive Officer	✓	
Head of Human Resources	✓	
Company Secretary – Secretary to the Committee	✓	
Appropriate external advisers		✓

#### Main responsibilities

The main responsibilities of the Committee are set out on page 98.

#### Work of the Committee during 2012

##### Appointment of new Non-Executive Directors

During 2012, the Committee's particular area of focus was the search for new Non-Executive Directors to refresh the Board in advance of the planned retirements of long-serving Board members.

When recruiting Non-Executive Directors, the Committee evaluates the particular skills, knowledge, independence, experience and diversity, including gender, that would benefit and balance the Board most appropriately for each appointment.

During the search process, broad selection criteria are generally used which focus on achieving a balance between Continental European, UK, US and emerging markets experience on the Board, and having individuals with expertise and capabilities developed in various sectors and specialities.

In fulfilment of the specific observations made during the most recent external evaluation of the Board and the Committee in 2011, the search process for new Non-Executive Directors to replace the retiring Non-Executive Directors gave priority to candidates with global CEO experience and/or knowledge of, and experience in, emerging markets.

Egon Zhender and MWM, who specialise in the recruitment of high calibre executives and Non-Executive Directors, were engaged to ensure that the widest possible pools of Non-Executive candidates were available to select from. Egon Zhender has a good understanding of GSK's business and also assists in the identification of talented individuals to fill other executive roles in the Group.

A dossier of potential Non-Executive appointees was considered by the Committee and candidates were short-listed for interview on merit and against objective criteria, after assessing their relevant qualifications and time commitments.

After interviewing suitable candidates, the Committee was pleased to recommend to the Board Lynn Elsenhans and Jing Ulrich as potential Non-Executive Directors. They were both appointed to the Board with effect from 1 July 2012. The Board considered that these appointments, together with the appointment of Hans Wijers, who will join the Board on 1 April 2013, achieved the aim of appointing candidates who have either a deep knowledge of emerging markets or experience of running a global company.

It is currently intended that Sir Christopher will step down as Chairman at the end of 2015 and the Committee has therefore commenced the search for his successor.

#### Board and Committee changes

The Committee's proactive approach to the refreshment of the Board has resulted in orderly changes in the composition of the Board and its Committees. The changes are detailed below.

James Murdoch did not stand for re-election at the AGM in May, Larry Culp decided to step down from the Board on 30 September 2012 after almost nine years of service and Sir Crispin Davis will not stand for re-election at the AGM in 2013 after nine years of service. Given the number of recent appointments and that two longstanding Board members will have stepped down from the Board by May 2013, Sir Robert Wilson agreed to stand for re-election by shareholders for one further year before stepping down from the Board at the 2014 AGM. Sir Robert has significant knowledge of GSK's business affairs and will provide continuity as the new Board members settle into their roles. The Board has confirmed that Sir Robert continues to demonstrate the characteristics of independence in carrying out his role. Sir Robert will be succeeded by Sir Deryck Maughan as Senior Independent Non-Executive Director, with effect from the closure of the AGM in May 2013.

Tom de Swaan succeeded Sir Crispin Davis as Chairman of the Remuneration Committee and Judy Lewent succeeded Tom de Swaan as Chairman of the Audit & Risk Committee on 1 January 2013. Tom has been a member of the Remuneration Committee since May 2009 and will continue to be a member of the Audit & Risk Committee following Judy's appointment. Judy has been a member of the Audit & Risk Committee since April 2011.

Tom de Swaan and Professor Sir Roy Anderson were both appointed to the Nominations Committee and Lynn Elsenhans was appointed to the Corporate Responsibility Committee, all with effect from 1 October 2012. Judy Lewent was appointed as a member of the Remuneration Committee on 1 January 2013, while Dr Stephanie Burns' appointment to the Remuneration Committee will take effect from 1 May 2013. Finally, Jing Ulrich has been appointed to join the Audit & Risk Committee with effect from 1 May 2013 on the same date that Professor Sir Roy Anderson will step down from the Audit & Risk Committee.



## CET succession

In terms of Executive succession planning, the Committee also recommended the appointment of Christophe Weber and Roger Connor to the CET in May and September 2012 as President, Vaccines and President Designate, Global Manufacturing & Supply (GMS), respectively.

Christophe Weber joined the Company in 1993 and has held increasingly senior commercial positions, including Chairman and CEO of GSK France and Senior Vice President and Regional Director, Asia Pacific. He was appointed President Designate of Vaccines in January 2011 and he subsequently assumed the role of President, Vaccines in May 2012.

Roger Connor joined GSK in 1998 from AstraZeneca and has worked in a number of roles within finance and manufacturing strategy. He was appointed Site Director of GMS' site at Barnard Castle in 2008 and Vice President, Office of the CEO and Corporate Strategy in February 2010, where he assisted the CEO with various projects. To ensure an orderly succession in GMS, Roger was appointed President Designate, GMS, with effect from 1 January 2012 and he assumed the role of President, GMS, in January 2013 in advance of David Pulman's retirement from GSK.

## Committee evaluation

The annual evaluation of the Committee's effectiveness was undertaken by the Chairman. The responses were shared with the Committee and it was concluded that the Committee continued to operate effectively. The Committee had successfully addressed the actions from the previous year's review with the appointment of Lynn Elsenhans and Jing Ulrich. Having mapped out the optimum composition of the Board for the future, the Committee's next challenge is to select suitable candidates for the roles identified.

## Corporate Responsibility Committee Report



**Sir Christopher Gent**  
Corporate Responsibility Committee Chairman

### Membership

The membership of the Corporate Responsibility Committee (the Committee), together with appointment dates and attendance at meetings, is set out below:

Members	Committee member since	Attendance at full meetings during 2012
Sir Christopher Gent (Chairman from 1 January 2005)	9 December 2004	4/4
Dr Stephanie Burns	6 December 2007	4/4
Lynn Elsenhans Dr Daniel Podolsky	1 October 2012	1/1
James Murdoch*	1 July 2006	4/4
	20 May 2009	0/2

\* James Murdoch retired from the Board on 3 May 2012.

Other attendees at Committee meetings may include:

Attendee	Regular attendee	Attends as required
Chief Executive Officer	✓	
Chairman, Global R&D & Vaccines	✓	
General Counsel	✓	
Head of Governance, Ethics & Assurance	✓	
Head of Global Communications	✓	
Head of Global Corporate Responsibility	✓	
Company Secretary – Secretary to the Committee	✓	
Other Executives		✓

### Main responsibilities

The main responsibilities of the Corporate Responsibility Committee are set out on page 98.

The Committee has a rolling agenda and receives reports from members of the CET and senior managers to ensure that progress on meeting GSK's Corporate Responsibility (CR) Principles is reviewed.

The Committee annually reviews progress on the following five CR Principles:

- access to medicines
- standards of ethical conduct
- research and innovation
- employment practices and
- community investment.

GSK's other CR Principles are discussed at least once every two years. The Committee also reviews and approves the Corporate Responsibility Report.

## Corporate governance

### Work of the Committee during 2012

During 2012, the Committee focused its attention on several issues including:

GSK's CR Principles	Committee's area of focus during 2012
<b>Access to medicines</b>	R&D investment, including diseases of the developing world and open innovation strategy New business models and performance, including developing countries, middle-income countries and ViiV Healthcare Developing health systems for the future in the developing world Access challenges and performance in Europe and the USA
<b>Standards of ethical conduct</b>	Patient First incentive compensation programme and selling competency model Further embedding ethical values in the organisation Reinforcing values-based decision making in the business
<b>Research and innovation</b>	Replacement, refinement and reduction in use of animals in research and development Conduct and public disclosure of clinical research, transparency of detailed data behind trial results Scientific engagement – ensuring distinction between scientific dialogue and promotional activity by the business Enhancing the assessment of the safety and effectiveness of our medicines
<b>Employment practices</b>	Organisational change Employee relations and human rights Inclusion and diversity Leadership and employee development Employee health, safety and well-being
<b>Community investment</b>	Reinvestment of 20% of profits made in Least Developed Countries back into healthcare infrastructure Pulse volunteering programme
<b>Social impacts in supply chain</b>	Supplier standards, working practices and diversity Energy, water, waste reduction programmes in GMS Environmental performance of our suppliers Product formats, including sustainable packaging, reducing inhaler propellant and child-resistant packaging

### Work of the Committee in 2013

In 2013, the Committee will move to review progress on GSK's Corporate Responsibility (CR) commitments across four core themes, which reflect the most important issues for responsible and sustainable business growth:

- **Health for all:** innovating to address currently unmet health needs; improving access to our products, irrespective of where people live or their ability to pay; and controlling or eliminating diseases affecting the world's most vulnerable people
- **Our behaviour:** putting the interest of patients and consumers first, driven by our values in everything we do and backed by robust policies and strong compliance processes
- **Our people:** enabling our people to thrive and develop as individuals to deliver our mission
- **Our planet:** growing our business, while reducing our environmental impact across our value chain.

### Committee evaluation

The annual evaluation of the Committee's views on its effectiveness was undertaken by the Chairman. The responses were shared with the Committee and it was concluded that the Committee continued to operate effectively. As part of the review, it was agreed that the Terms of Reference and Committee Programme would be updated to reflect the four core themes of CR. In addition, a further meeting would be added into the Committee's annual programme.



# Remuneration report



## Dear Shareholder

As the Chairman of GSK's Remuneration Committee (the Committee), I am pleased to present our Remuneration Report for 2012, for which we will be seeking your approval at our AGM in May 2013.

On behalf of the Committee, I want to thank my predecessor, Sir Crispin Davis, for his strong leadership of the Committee over the last three and a half years in developing our current executive remuneration structure. We feel that the current structure strikes a good balance between motivating and retaining our Executives, while at the same time incentivising them to deliver long-term sustainable returns to shareholders.

## Executive remuneration

The economic and remuneration environments continued to evolve during 2012 and, accordingly, we have made a number of adjustments to certain aspects of our executive remuneration arrangements to ensure they remain appropriate for GSK and in the long-term interests of shareholders.

From 2013 onwards, we have capped the increases in pensionable earnings within our legacy UK defined benefit pension schemes at 2% per annum for all participants, including Executives. This will limit GSK's overall future liabilities under these schemes.

In response to our undertakings within the Corporate Integrity Agreement (CIA) with the US Federal Government, we have further strengthened our deferral mechanism and our 'clawback' ability for Executives and senior US staff. Further details on this are set out on page 116 of our Annual Report.

Given the current external environment, the Committee decided that it would be appropriate to award our Executive Directors salary increases of 2% for 2013. These increases are in line with average salary increases for other UK and US employees across our business.

During the year, the Committee reviewed the competitiveness of Executives' pay. As a result of this review, the Committee decided that it would be appropriate to increase the maximum reward opportunity for our CFO, Simon Dingemans, under the Performance Share Plan (PSP), from 350% to 400% of base salary. This will position his total remuneration more competitively against his UK peers. It also reflects his increased experience in the role and will bring his PSP opportunity in line with that of his predecessor.

## 2012 performance

Executive annual bonus awards and the values earned from long-term incentive (LTI) plans for 2012 were lower than 2011. This reflected a very challenging operating environment, particularly in Europe, where the outlook for the Group significantly worsened during the year. Despite this, management delivered strong sales performance in Emerging Markets, Consumer Healthcare (adjusting for the disposal of the non-core OTC brands) and other growth businesses. In addition, delivery of cost and financial efficiencies helped the Group maintain core EPS (at constant exchange rates) and return £6.3 billion to shareholders. The Committee also recognised the continued strong output from R&D, with six key new products filed with regulators since January 2012 – an unprecedented level of productivity for the Group.

## Agenda for 2013


During the course of 2013, the Committee will continue to keep the structure of our remuneration arrangements under review and will prepare for the new executive remuneration reporting requirements being introduced in the UK. We continue to be committed to regular dialogue with shareholders and will hold our annual meetings with GSK's largest investors later in 2013 to listen to feedback on our remuneration policy.

### Tom de Swaan

Remuneration Committee Chairman  
5 March 2013

## Remuneration report

### Total remuneration for 2012



The total remuneration for 2012 for each of the current Executive Directors is set out in the table below:

	Sir Andrew Witty, CEO				Simon Dingemans, CFO				Dr Moncef Slaoui, Chairman, Global R&D & Vaccines			
	2012 £000	% of total	2011 £000	% of total	2012 £000	% of total	2011 £000	% of total	2012 \$000	% of total	2011 \$000	% of total
Salary	1,033		1,000		682		656		1,153		1,093	
Other benefits	49		36		161		157		363		302	
	<u>1,082</u>	28%	<u>1,036</u>	15%	<u>843</u>	71%	<u>813</u>	50%	<u>1,516</u>	33%	<u>1,395</u>	28%
<b>Pay for performance</b>												
Annual bonus – including the amount deferred (see below)	905		2,000		343		827		1,404		1,747	
Value earned from LTI awards:												
Deferred Annual Bonus Plan <sup>(1)</sup>	125		n/a		n/a		n/a		n/a		n/a	
Performance Share Plan <sup>(2)</sup>	1,780		3,738		n/a		n/a		1,690		1,753	
Share Option Plan	–		–		n/a		n/a		–		–	
ShareSave	–		5		n/a		n/a		–		–	
	<u>2,810</u>	72%	<u>5,743</u>	85%	<u>343</u>	29%	<u>827</u>	50%	<u>3,094</u>	67%	<u>3,500</u>	72%
<b>Total remuneration</b>	<b>3,892</b>		<b>6,779</b>		<b>1,186</b>		<b>1,640</b>		<b>4,610</b>		<b>4,895</b>	

	%	£000	Number of shares	%	£000	Number of shares	%	\$000	Number of ADS
<b>Deferral of 2012 annual bonus</b>									
Amount deferred	50%	452		50%	171		50%	702	
Number of shares or ADS purchased			31,114			11,783			15,859
Maximum matching award <sup>(3)</sup>			31,114			11,783			15,859

Full details of each of the elements of 'Total remuneration' above are given on the following pages of this Report.

	Details	Pay for performance	Details
Base salary	Pages 115 and 127	Annual bonus	Pages 111, 116 and 127
Other benefits	Pages 116 and 127	Investment of bonus in Deferred Annual Bonus Plan	See table above and pages 117 and 132
		Value earned from LTI awards:	
		Deferred Annual Bonus Plan	Pages 112, 117, 130 and 132
		Performance Share Plan	Pages 112, 117, 130 and 133 to 135
		Share Option Plan	Pages 112 and 130 to 131
		ShareSave	Pages 119 and 130 to 131

#### Notes:

- (1) The performance periods for Dr Moncef Slaoui's and Simon Dingemans' first awards under the Deferred Annual Bonus Plan (DABP) end on 31 December 2013 and 31 December 2014 respectively. The earliest periods for which remuneration will be recorded under the DABP will therefore be the year ending 31 December 2013 for Dr Moncef Slaoui and the year ending 31 December 2014 for Simon Dingemans.
- (2) The performance period for Simon Dingemans' first award under the Performance Share Plan ends on 31 December 2013. The earliest period for which remuneration will be recorded for Simon Dingemans under this Plan will therefore be the year ending 31 December 2013.
- (3) The matching award is subject to performance targets. The maximum number of shares or ADS shown for the matching award does not include dividends reinvested over the performance period.
- (4) Details of the pensions accrued to date for each of the Executive Directors are given on pages 135 and 136.

## Pay for performance for 2012

### Annual bonus

For 2012, the annual bonus was based on the following performance targets:

Executive Director	Financial performance		Personal performance
Sir Andrew Witty	75% on core Group operating profit	25% on core Group profit before interest and tax	Individual objectives
Simon Dingemans			
Dr Moncef Slaoui	50% on R&D performance and 25% on Vaccines performance		

### Performance against targets

Financial performance	Core Group operating profit and core Group profit before interest and tax
	<p>2012 presented a challenging operating environment with austerity measures in Europe, including price cuts and generic substitution. Despite this and the stretch targets set for the year by the Committee, the levels achieved for core Group operating profit and core Group profit before interest and tax were between threshold and target for 2012. This reflects strong sales growth in Emerging Markets, Asia Pacific, Japan (excluding the adverse comparison of <i>Cervarix</i> with the prior year) and our Consumer Healthcare business, adjusting for the disposal of the non-core OTC brands, as well as effective cost control and financial efficiencies.</p> <p><b>R&amp;D and Vaccines performance</b> Targets for the year around pipeline growth and value were exceeded. Since January 2012, six new products have been filed for approval and Phase III data is expected on 14 new assets in the next two years, including nine new drugs/vaccines. Over the next three years, there is potential to launch 15 new assets and GSK is on track to deliver its target long-term rate of return on R&amp;D spend of 14%.</p>

The table below sets out the matters the Committee considered in respect of the individual objectives set for each Executive Director.

Personal performance	CEO
	<p>Sir Andrew showed strong leadership and resilience in a challenging operating environment, as conditions in Europe deteriorated, to secure flat year on year sales (excluding disposals of over the counter (OTC) products), with growth across Emerging Markets, Asia Pacific, Japan (excluding <i>Cervarix</i>) and the Consumer Healthcare business, adjusting for the disposal of the non-core OTC brands. Positive cash generation from operations and disposal of non-core OTC products enabled £6.3 billion to be returned to shareholders (dividends of £3.8 billion and shares repurchased of £2.5 billion). The ongoing US Federal Government investigations with the US Department of Health &amp; Human Services were concluded with the signing of the Corporate Integrity Agreement.</p> <p>Sir Andrew strengthened the core business through acquisitions and investments, completing three significant transactions (HGS, Shionogi and Theravance) to increase GSK's share of key future growth assets.</p> <p>During the year, Sir Andrew also continued to advance the Group's leadership position on corporate responsibility issues, including action to increase the transparency of our clinical research and to improve access to our medicines. GSK was again ranked in first position in the prestigious Access to Medicines Index.</p> <p>Sir Andrew recommended the appointments of successors to two key Corporate Executive Team roles and the Board subsequently approved the appointment of Roger Connor as the new President, Global Manufacturing &amp; Supply and Christophe Weber, as the new President, Vaccines.</p> <p><b>CFO</b> One of Simon Dingemans' main objectives for 2012 was to implement further Group-wide cost control and financial efficiencies. These were delivered, contributing significantly towards 2012 overall performance and enabling GSK to maintain its core earnings per share on a constant currency basis. He also achieved reductions in our effective core tax rate to 24.4% (2011 – 25.9%), meeting our targeted rate of 25% two years ahead of expectations.</p> <p>Simon drove the continued delivery of the Operational Excellence restructuring programme, which has delivered approximately £2.5 billion of annual savings and remains on track to deliver £2.8 billion of annual savings by 2014. He also made good progress towards improving the Group's funding profile, with net finance expenses for the year broadly similar to 2011 at £729 million, despite an increase in net debt of £5 billion in 2012.</p> <p><b>Chairman, Global R&amp;D &amp; Vaccines</b> Dr Moncef Slaoui led R&amp;D and Vaccines through a very successful year. R&amp;D exceeded the pipeline development and value targets for the year (as detailed above). He also designed and implemented, with effect from January 2013, a new integrated way of working between R&amp;D and other parts of the business to create a strong, global product launch capability for GSK's pipeline of new medicines. Moncef also worked closely with Christophe Weber, as he transitioned successfully into his new role as President, Vaccines.</p>

## Remuneration report

### Pay for performance for 2012 continued

#### Value earned from long-term incentive awards

##### Deferred Annual Bonus Plan

The structure of the award granted to Sir Andrew Witty in 2010 and the performance level achieved in the three years ended 31 December 2012 are set out below:

2010 award			Vesting	
Performance measure	% of award	Performance achieved	% of maximum	% of award
Relative TSR over 3 years	100%	GSK's TSR rank position was 6th in the comparator group of 11 pharmaceutical companies (GSK and 10 other companies).	30%	30%
<b>Total vested in respect of 2012</b>				<b>30%</b>

##### Performance Share Plan

The structures of the awards granted to Executives in 2009 and 2010 and the performance levels achieved in the three and four year periods ended 31 December 2012 are set out below:

2009 award			Vesting	
Performance measure	% of award	Performance achieved	% of maximum	% of award
Relative TSR over 4 years	30%	GSK's TSR rank position was 8th in the comparator group of 11 pharmaceutical companies (GSK and 10 other companies).	0%	0%
<b>Total vested in respect of 2012</b>				<b>0%</b>
Total vested in respect of 2011				49%
Total vested for 2009 award				49%

2010 award			Vesting	
Performance measure	% of award	Performance achieved	% of maximum	% of award
Adjusted free cash flow	40%	Adjusted free cash flow for the three years was £17.6 billion, which included adjustments for a number of material distorting items, including legal settlements, favourable exchange rate movements and special pension contributions.	40%	16%
Relative TSR over 3 years	30%	GSK's TSR rank position was 6th in the comparator group of 11 pharmaceutical companies (GSK and 10 other companies).	30%	9%
<b>Total vested in respect of 2012</b>				<b>25%</b>
Relative TSR over 4 years to 31 December 2013	30%	If performance is maintained in line with that over three years (above), GSK's TSR rank position would be 6th out of 10 using the revised pharmaceutical comparator group of GSK and nine other companies set out on page 115. This would be below the threshold vesting level set out in the revised vesting schedule on page 135.	0%	0%
Potential total vesting for 2010 award				25%

##### Share Option Plan

The Share Option Plan awards granted to the Executives in 2009 were split into two elements, with 50% being dependent on performance over the three year period ended 31 December 2011 and 50% on performance over the four year period ended 31 December 2012.

			Vesting	
Performance measure	% of award	Performance achieved	% of maximum	% of award
Comparison of compound annual increase in EPS with the increase in RPI over 4 years	50%	GSK's annualised EPS growth was below the threshold vesting level of growth in RPI plus 3%.	0%	0%
<b>Total vested in respect of 2012</b>				<b>0%</b>
Total vested in respect of 2011				0%
Total vested for 2009 award				0%

## Remuneration policy for 2013

The table below summarises how the Committee sets remuneration for the members of the CET (the Executives), the key elements of their remuneration, including the requirement for them to hold minimum levels of shares in GSK, and the principal pension arrangements.

		Page(s)													
<b>How the Committee sets remuneration</b>	The Committee reviews the total remuneration of each Executive against that of executives from comparable companies, with a focus on local rather than global comparisons. The Committee aims to ensure that total remuneration levels are competitive and are set by reference to the median of the appropriate comparator group. The balance between fixed elements and pay for performance is carefully considered, with overall packages weighted heavily towards the latter.	115													
<b>Fixed pay</b>															
<b>Base salary</b>	Salaries are reviewed annually, with data from relevant comparator groups, and are influenced by: <ul style="list-style-type: none"> <li>the Executive's role, experience and performance; and</li> <li>the average increases for the broader GSK workforce.</li> </ul>	115													
<b>Other benefits</b>	Principally healthcare, car, personal financial advice, life assurance and, where relevant, cash in lieu of a money purchase pension contribution and secondment and travel expenses.	116													
<b>Pay for performance</b>															
<b>Safeguards and risk management</b>	A 'clawback' mechanism is incorporated into the annual bonus award process and this existing mechanism has been extended under the terms of the CIA. The Committee retains the discretion to reduce the grant or vesting levels of performance awards if appropriate.	116													
<b>Annual bonus</b>	<p>The target and maximum bonus opportunities for the Executive Directors are as follows:</p> <table border="1"> <thead> <tr> <th></th> <th>Target % of salary</th> <th>Maximum % of salary</th> </tr> </thead> <tbody> <tr> <td>CEO</td> <td>125</td> <td>200</td> </tr> <tr> <td>CFO</td> <td>80</td> <td>180</td> </tr> <tr> <td>Chairman, Global R&amp;D &amp; Vaccines</td> <td>85</td> <td>200</td> </tr> </tbody> </table>		Target % of salary	Maximum % of salary	CEO	125	200	CFO	80	180	Chairman, Global R&D & Vaccines	85	200	<p>Targets:</p> <ul style="list-style-type: none"> <li>The majority of the bonus is based on achievement of challenging financial targets (core Group/business unit operating profit and core Group profit before interest and tax) as agreed by the Board and the Committee</li> <li>Individual performance against pre-determined personal objectives</li> <li>R&amp;D-specific key performance indicators</li> <li>Vaccines-specific measures.</li> </ul>	116
	Target % of salary	Maximum % of salary													
CEO	125	200													
CFO	80	180													
Chairman, Global R&D & Vaccines	85	200													
<b>Deferred Annual Bonus Plan (DABP)</b>	From 2014, individuals must invest 25%, and may invest up to a total of 50%, of any bonus earned. Deferred bonuses may be matched up to one-for-one subject to performance criteria.	<ul style="list-style-type: none"> <li>Awards vest at the end of a three-year performance period based on four equally weighted performance measures: <ul style="list-style-type: none"> <li>Business diversification performance*;</li> <li>R&amp;D new product performance*;</li> <li>Adjusted free cash flow*;</li> <li>Relative TSR*.</li> </ul> </li> </ul>	117 to 119												
<b>Performance Share Plan (PSP)</b>	<p>The performance share awards for the Executive Directors are as follows:</p> <table border="1"> <thead> <tr> <th></th> <th>% of salary</th> </tr> </thead> <tbody> <tr> <td>CEO</td> <td>600</td> </tr> <tr> <td>CFO</td> <td>400</td> </tr> <tr> <td>Chairman, Global R&amp;D &amp; Vaccines</td> <td>500</td> </tr> </tbody> </table>		% of salary	CEO	600	CFO	400	Chairman, Global R&D & Vaccines	500	<ul style="list-style-type: none"> <li>* 25% vests at threshold, rising to 100% for stretching performance exceeding the set threshold by a specified margin.</li> <li>+ Against comparator group comprising GSK and nine other pharmaceutical companies, with 44% vesting at threshold, rising to 100% vesting for upper quartile performance.</li> </ul>	117 to 119				
	% of salary														
CEO	600														
CFO	400														
Chairman, Global R&D & Vaccines	500														
<b>Share ownership requirements</b>	<p>To align the interests of Executives with shareholders, Executives are required to build up and maintain significant holdings of shares in GSK.</p> <ul style="list-style-type: none"> <li>CEO: 4 x base salary</li> <li>Other Executive Directors: 3 x base salary</li> <li>Other CET members: 2 x base salary</li> </ul>	119													
<b>Pensions</b>															
<b>UK Executives</b>	<p>GSK operates a defined contribution plan. UK Executives participating in the defined contribution plan benefit from Company contributions of 20% of base salary, plus matched contributions of up to 5% of base salary.</p> <p>Certain Executives are members of legacy final salary plans, which have been closed to new entrants since 2001. From 2013, increases in pensionable earnings will be limited to 2% per annum. This limit applies to all employees, including Executives, in legacy final salary plans in the UK.</p>	120													
<b>US Executives</b>	GSK operates a Cash Balance Pension Plan (US Plan), a US Retirement Savings Plan (RSP), which is a 401k savings scheme, and the Executive Supplemental Savings Plan (ESSP), a savings scheme open to Executives to accrue benefits above US Government limits imposed on the RSP. US Executives participating in the US Plan benefit from contributions of up to 38% of base salary. Those in the RSP and ESSP benefit from contributions of up to 6% (2% plus matched contributions up to 4%) of the total of base salary and bonus, less any bonus deferred under the DABP.	120													

## Remuneration report

### Estimates of total future potential remuneration from 2013 remuneration packages

The tables below provide estimates of the potential total future remuneration for each of our Executive Directors in respect of the remuneration opportunity granted to them in 2013. A range of potential outcomes is provided for each Executive Director.

#### Sir Andrew Witty, CEO

	Salary £000	Other benefits £000	Total fixed pay £000	Annual bonus £000	DABP £000	PSP £000	Total pay for performance £000	Total £000
Below threshold	1,059	49	1,108	–	–	–	–	1,108
Threshold	1,059	49	1,108	424	63	1,894	2,381	3,489
Maximum	1,059	49	1,108	2,121	1,061	6,365	9,547	10,655

#### Simon Dingemans, CFO

	Salary £000	Other benefits £000	Total fixed pay £000	Annual bonus £000	DABP £000	PSP £000	Total pay for performance £000	Total £000
Below threshold	699	164	863	–	–	–	–	863
Threshold	699	164	863	179	27	833	1,039	1,902
Maximum	699	164	863	1,260	630	2,801	4,691	5,554

#### Dr Moncef Slaoui, Chairman, Global R&D & Vaccines

	Salary \$000	Other benefits \$000	Total fixed pay \$000	Annual bonus \$000	DABP \$000	PSP \$000	Total pay for performance \$000	Total \$000
Below threshold	1,180	450	1,630	–	–	–	–	1,630
Threshold	1,180	450	1,630	322	48	1,758	2,128	3,758
Maximum	1,180	450	1,630	2,365	1,182	5,911	9,458	11,088

The assumptions underlying each scenario are outlined below:

#### All scenarios:

- Other benefits have been estimated based upon actual amounts received in respect of 2012. The totals include all items required to be included as taxable benefits, including those related to carrying out the Executive Director's role such as secondment expenses
- Each Executive Director is assumed to defer 50% of his 2013 annual bonus (the maximum permitted amount) and the matching award shown under DABP reflects this. The amount shown under DABP reflects the matching award only (the amount of bonus deferred by the individual is included under annual bonus)
- The amounts shown above under DABP and PSP are based on the bonus amounts for 2013 and the relevant multiples of 2013 salary respectively. They do not include amounts in respect of dividends reinvested over the performance periods. The actual amounts recorded as remuneration from the DABP and PSP in 2016 and 2015 respectively will be calculated using the share or ADS prices on the vesting dates and will include amounts in respect of related dividends reinvested over the relevant performance periods
- The DABP and PSP are subject to performance measures over the three year periods 2014 to 2016 and 2013 to 2015 respectively.

#### Below threshold:

- None of the pay for performance would be payable.

#### Threshold:

- The minimum levels of pay for performance would be payable. It is assumed that the performance of each Executive Director would result in an individual performance multiplier of 100% and therefore there is no increase to the financial performance element of the bonus
- The threshold levels for the vesting of the awards under the DABP and PSP are discussed in detail on page 118.

#### Maximum:

- It is assumed that the annual bonus is payable at the maximum percentages set out on page 113 and that the awards under the DABP and PSP vest in full.

The remuneration granted in 2013 will be recorded as follows:

	Earned or awarded in respect of	Recorded as remuneration in annual report for
Salary, other benefits and annual bonus	2013	2013
DABP (2013 bonus will be deferred in 2014)	2014–2016	2016
PSP	2013–2015	2015



## How the Committee sets remuneration

The Committee gives consideration to remuneration policy and levels for the wider employee population of the Group, as well as ensuring that remuneration is consistent with industry and broader market norms. The Committee sets total remuneration with reference to the median level of each Executive's pay comparator group. When benchmarking total remuneration, the following principal elements are considered:

- Base salary
- Annual bonus – for comparison purposes it is assumed that each company achieves target performance
- DABP and PSP awards – it is assumed that these awards vest at 50% of the maximum amount. For the DABP, it is assumed that the Executive chooses to defer the maximum 50% of his or her annual bonus.

The Committee also considers pension arrangements.

A significant proportion of an Executive's total remuneration package is based on pay for performance, with a particular emphasis on long-term share-based incentives to closely align Executives' interests with those of shareholders. The balance between the fixed pay and pay for performance elements of remuneration varies depending on performance. The Committee uses two primary pay comparator groups:

UK cross-industry comparator group	Global pharmaceutical comparator group
Anglo American	France Sanofi
AstraZeneca	Switzerland Novartis
Barclays	Roche Holdings
BG Group	UK AstraZeneca
BHP Billiton	USA AbbVie*
BP	Amgen**
British American Tobacco	Bristol-Myers Squibb
Diageo	Eli Lilly
HSBC	Johnson & Johnson
Reckitt Benckiser	Merck
Rio Tinto	Pfizer
Royal Dutch Shell	
Standard Chartered	
Tesco	
Unilever	
Vodafone	

\* Abbott Laboratories was included in the global pharmaceutical comparator group for 2012. From 1 January 2013, Abbott Laboratories separated into two publicly traded companies. Going forward, it is anticipated that AbbVie, the research-based pharmaceuticals company, will be included in the remuneration benchmarking group, but will not be included in the TSR comparator group.

\*\* Amgen is included for remuneration benchmarking, but is not included in the TSR comparator group.

As noted under the table above, the Global pharmaceutical comparator group is also used as the basis for the TSR comparator group which features in our long-term incentive awards. The Committee has decided for 2013 and onwards to exclude AbbVie as well as Amgen from the TSR comparator group, but will undertake a full review of the constituents of this group during the year.

The primary pay comparator group for each of the Executive Directors is shown in the table below:

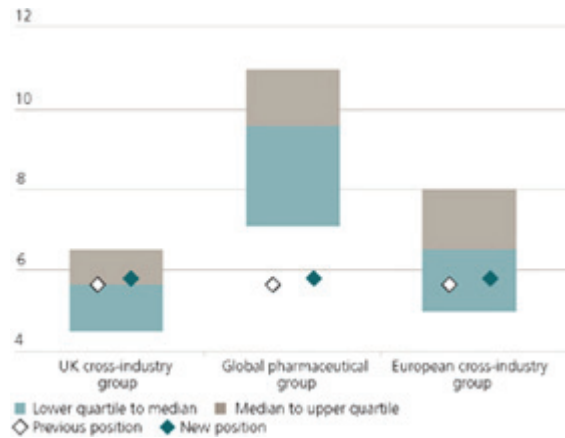
Director	Primary pay comparator group	
	UK cross-industry	Global pharmaceutical
Sir Andrew Witty	✓	
Simon Dingemans	✓	
Dr Moncef Slaoui		✓

When reviewing the CEO's remuneration for 2013, which is primarily set with reference to the UK cross-industry comparator group, the Committee also referenced pay for a group of 23 European companies selected based on their size and complexity.

As was the case in 2012, the Committee's review of the CEO's proposed remuneration for 2013 continued to identify a competitive gap in relation to the Global pharmaceutical and European cross-industry groups, as highlighted by the diagram below.

## Summary of total package competitive positioning for the CEO

Total remuneration based on benchmarking criteria (£m)



## Fixed pay

### Base salary

Base salaries are set by reference to the relevant comparator group at a level considered appropriate to secure and retain the talent needed to deliver GSK's strategic priorities. Salary levels are reviewed annually and are influenced by the wider pay environment and the Executive's role, experience and performance.

The Committee considers the prevailing economic conditions, the market competitiveness of each Executive's package and the positioning and relativities of pay across the broader GSK workforce.

For 2013, the average salary increases for employees other than Executive Directors will be approximately 2% in both the UK and USA.

The Committee decided to give the Executive Directors salary increases in line with these average salary increases. Sir Andrew Witty, Simon Dingemans and Dr Moncef Slaoui each received a base salary increase of 2%.

The table below sets out the base salaries of the Executive Directors over the last three years (or since appointment to the Board) and the salaries for 2013. Salary increases typically take effect in the first quarter of each year.

	Base salary				% change 2013
	2010	2011	2012	2013	
Sir Andrew Witty	£1,000,000	£1,000,000	£1,040,000	£1,060,800	2%
Simon Dingemans*	n/a	£660,000	£686,400	£700,150	2%
Dr Moncef Slaoui	\$975,000	\$1,125,000	\$1,159,000	\$1,182,200	2%

\* Simon Dingemans joined the Board on 4 January 2011.

## Remuneration report

### Other benefits

The Executives receive other benefits, including healthcare, car, personal financial advice, life assurance and matching shares under the ShareReward Plan.

Simon Dingemans is not accumulating benefits in any of GSK's pension plans and he receives cash in lieu of a money purchase pension contribution.

Dr Moncef Slaoui was seconded to the UK in November 2010. At the time, it was intended that the secondment would be for a period of two years. During the course of 2012, it emerged that there was a business need for him to remain in the UK during the coming year. He will oversee the implementation of a new integrated way of working between R&D and other parts of the business to create a strong, global new product launch capability for GSK's pipeline of new medicines. The length of his secondment will remain under review. In line with other senior GSK expatriates, he receives appropriate secondment and travel expenses.

The cash value of the benefits received by the Executive Directors in 2012 is shown on page 127.

### Pay for performance

#### Safeguards and risk management

**The Committee believes in payment for performance. Specifically, the Committee does not want to reward failure and views it as important that incentive payouts are only made in circumstances when performance outcomes reflect genuine achievements against the original targets.**

Given the nature of GSK's business and the increased focus on risk within the Group, the Committee has taken a number of steps to ensure that our performance related pay underpins effective risk management:

- The Chairman of the Audit & Risk Committee provides input on the Audit & Risk Committee's review of the Group's performance and oversight on any risk factors relevant to remuneration decisions
- Under the terms of the CIA, the existing 'clawback' mechanism has been strengthened. The extensions of the mechanism include that, with effect from the 2013 annual bonus (payable in 2014), Executive Directors and other CET members will be required to defer a minimum of 25% of their annual bonus into the DABP. A separate recoupment committee has also been established to investigate relevant claims of misconduct
- There are also further safeguards relating to each of the business-specific performance measures under the LTI plans which are set out in detail on page 117
- Long-term incentive awards for good leavers will normally vest at the end of the original vesting period, rather than in the year of departure. This ensures continued alignment with shareholders' interests following cessation of employment.

### Annual bonus

**The annual bonus is designed to drive the achievement of GSK's annual financial and strategic business targets and delivery of personal objectives.**

The majority of the annual bonus opportunity is based on a formal review of performance against stretching financial targets. This outcome is then adjusted to reflect individual performance by applying an individual performance multiplier.

For the financial measures, the bonus threshold is 90% of target, with the maximum being payable for achievement of 110% of target. The bonus threshold of 90% reflects the stretching nature of the bonus targets.

The measures for each Executive Director are set out below:

Executive Director	Financial performance		Personal performance
Sir Andrew Witty	75% on core Group operating profit	25% on core Group profit before interest and tax	Individual objectives
Simon Dingemans			
Dr Moncef Slaoui	50% on R&D performance 25% on Vaccines performance		

### CEO

Individual performance objectives for Sir Andrew Witty are set by the Board in January each year. The Board focuses on the strategic priorities that have been developed for the Group, which are set out on page 16. For reasons of commercial sensitivity, his specific objectives are kept confidential. Following the end of the financial year, the Board reviews his performance generally and against the set objectives to determine the appropriate bonus payable for his performance.

### Chairman, Global R&D & Vaccines

Bonus measures for R&D employees, including Dr Moncef Slaoui, are linked to pipeline performance. A robust governance structure has been established to ensure that the bonus payable fairly reflects R&D productivity and performance as well as achievement of profit targets. Performance and targets are reviewed by the R&D Bonus Compensation Review Committee, which includes Sir Andrew Witty and the company's two designated scientific expert Non-Executive Directors, Professor Sir Roy Anderson and Dr Daniel Podolsky.

### Other Executives

The CEO sets individual objectives for the other Executives in line with company strategy, and makes recommendations to the Committee regarding their performance against those objectives at the end of the year. Those recommendations are then considered by the Committee before it determines the level of bonuses payable.

For 2013, the on-target and maximum bonuses for the Executive Directors are given in the table below.

	On-target bonus as a % of base salary	Maximum as a % of base salary
Sir Andrew Witty	125%	200%
Simon Dingemans	80%	180%
Dr Moncef Slaoui	85%	200%

The table below sets out the bonuses earned by the Executive Directors over the last three years, or since appointment.

	2010 000	2011 000	2012 000
Sir Andrew Witty	£1,177	£2,000	£905
Simon Dingemans*	n/a	£827	£343
Dr Moncef Slaoui	\$1,434	\$1,747	\$1,404

\* Simon Dingemans was appointed to the Board on 4 January 2011.

## Long-term incentive plans

Long-term incentives take the form of a maximum number of shares (on award). The number of shares received by an Executive depends on performance over the performance period.

To provide a closer link between shareholder returns and payments to the Executives, notional dividends are reinvested and paid out in proportion to the shares earned.

### Deferred Annual Bonus Plan

**The Deferred Annual Bonus Plan encourages long-term shareholding, discourages excessive risk taking and helps focus on GSK's key strategic priorities.**

Up to 50% of any annual bonus earned may be deferred into shares, or ADS where appropriate, for three years. The company will match shares or ADS up to one-for-one depending on the company's performance against the measures outlined on page 118 during the three year performance period.

The levels of participation for the last three years for the Executive Directors are shown in the table below, together with the maximum matching awards granted in 2013 in respect of the deferrals of the 2012 bonuses.

Executive Director	% of total bonus deferred			2013 Matching award
	2010	2011	2012	
Sir Andrew Witty	32%	35%	50%	31,114 shares
Simon Dingemans	n/a	50%	50%	11,783 shares
Dr Moncef Slaoui	50%	50%	50%	15,859 ADS

Under the terms of the CIA, for awards made in 2014 and beyond, Executives are required to defer 25% of any bonus earned into shares, or ADS where appropriate, for three years. They may also choose to invest up to a further 25% of any bonus earned (i.e. up to a maximum of 50%).

### Performance Share Plan

**The Performance Share Plan ensures focus on the delivery of GSK's strategic priorities and long-term shareholder returns relative to other pharmaceutical companies.**

Under the Performance Share Plan, awards are made which vest depending on the company's performance over a three year performance period against the measures outlined below.

There is a limit of six times base salary on the maximum initial value of performance shares that may be granted to an individual in any one year.

The table below shows award levels for 2011, 2012 and 2013 for each Executive Director in line with that policy:

Executive Director	2011	2012	2013	2013 Award
	Award level as % of base salary	Award level as % of base salary	Award level as % of base salary	
Sir Andrew Witty*	500%	600%	600%	437,744 shares
Simon Dingemans	350%	350%	400%	192,613 shares
Dr Moncef Slaoui	500%	500%	500%	133,521 ADS

\* 25% of Sir Andrew Witty's 2012 and 2013 PSP awards are subject to a further 2 year vesting period (5 years in total). No additional performance criteria apply during this period.

## Performance measures

**The focus of the Committee has been to improve the alignment of Executive remuneration arrangements with our key strategic priorities.**

After consultation with shareholders, from 2011, DABP and PSP awards made to Executives comprise two business-specific performance measures on business diversification performance and R&D new product performance, together with adjusted free cash flow and relative TSR.

The Board recognises the possibility that the company's goals may evolve over time. Therefore the Committee intends to review the performance measures periodically to ensure that they remain appropriate.

Details of the performance measures, targets and the performance thresholds for the 2013 long-term incentive awards are given in the table set out on page 118.

### Safeguards on vesting

In addition to setting robust targets, the Committee has also implemented a number of safeguards to ensure that targets are met in a sustainable way and that any performance outcome reflects genuine achievement against the original targets and therefore represents the delivery of value for shareholders.

For each performance measure, the impact of any acquisition or divestment will be quantified and adjusted for after the event. Any major adjustment in the calculation of performance measures will be disclosed to shareholders on vesting.

The table below sets out the principal safeguards for the performance measures.




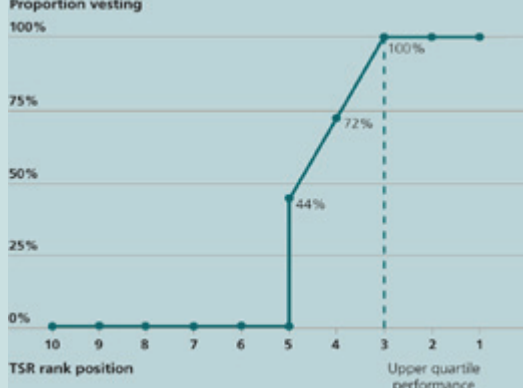
Performance measure	Safeguards on vesting
Business diversification performance	<ul style="list-style-type: none"> <li>Include the impact of revenue from opportunistic events, e.g. pandemics, unless the Committee considers that this did not add to shareholder value and provided that underlying performance was sufficiently positive.</li> <li>Adjust for major distorting events.</li> <li>Despite reaching target, vesting will normally be reduced if above market growth has not been achieved.</li> </ul>
R&D new product performance	<ul style="list-style-type: none"> <li>Vesting may be reduced if insufficient progress has been made during the period towards GSK's target of a return on R&amp;D investment of 14%.</li> <li>Include the impact of revenue from opportunistic events, e.g. pandemics, unless the Committee considers that this did not add to shareholder value and provided that underlying performance was sufficiently positive.</li> </ul>
Adjusted free cash flow	<ul style="list-style-type: none"> <li>Adjust for materially distorting items, which may include exchange rate movements, major legal and taxation settlements and special pension contributions.</li> </ul>

Remuneration report

2013 performance targets

Inevitably, measures linked directly to strategy are commercially sensitive. In particular, the Committee does not consider it appropriate to disclose the targets for business diversification performance and R&D new product performance at grant, as it may result in competitive harm. However, the targets will be disclosed fully in the 2015 Remuneration Report at the end of the performance period, together with details of the extent to which they have been met. The Committee has also undertaken to provide updates on achievements to date against the targets during the performance period. The 2013 performance targets are set out in the table below.

For awards made in 2013 and onwards, Dermatology will be removed as a separate category from the business diversification performance measure. Dermatology brands are commercialised within our Pharma and Consumer Healthcare regional organisations and much of our focus for this business is in Emerging Markets. The principal contribution of Dermatology will continue to be captured within the Emerging Markets, Consumer Healthcare and Japan elements of the diversification measure.

Strategic objectives	Long-term incentive measures for 2013 awards	% of award	Vesting schedule for 2013 awards																						
<b>Grow</b> 	<b>Business diversification performance</b> Incentivises growth of a global, diversified business Designed to focus on turnover in our major growth areas: Vaccines; Consumer Healthcare; and Emerging Markets, Asia Pacific and Japan Pharmaceuticals businesses (excluding Vaccines). Aggregate revenue target for these business divisions over three-year performance period should reflect strong growth against previous periods and above market growth.	25%	<table border="1"> <thead> <tr> <th>Achievement</th> <th>Proportion of award available</th> </tr> </thead> <tbody> <tr> <td>Below threshold</td> <td>0%</td> </tr> <tr> <td>Threshold</td> <td>25%</td> </tr> <tr> <td>Maximum</td> <td>100%</td> </tr> </tbody> </table>	Achievement	Proportion of award available	Below threshold	0%	Threshold	25%	Maximum	100%														
Achievement	Proportion of award available																								
Below threshold	0%																								
Threshold	25%																								
Maximum	100%																								
<b>Deliver</b> 	<b>R&amp;D new product performance</b> Recognises importance of R&D to future business growth Revenue target based on New Product Sales to incentivise better R&D performance. New Products are defined as products launched in the performance period and the two preceding years. Therefore, for the 2013-15 performance period, products launched in the years 2011-15 will be included in the measurement. Aggregate three-year revenue target for 2013 awards for New Product Sales should reflect growth on historic performance.	25%	<table border="1"> <thead> <tr> <th>Measure</th> <th>Maximum expressed as % of threshold</th> </tr> </thead> <tbody> <tr> <td>Business diversification performance</td> <td>114%</td> </tr> <tr> <td>R&amp;D new product performance</td> <td>122%</td> </tr> </tbody> </table>	Measure	Maximum expressed as % of threshold	Business diversification performance	114%	R&D new product performance	122%																
Measure	Maximum expressed as % of threshold																								
Business diversification performance	114%																								
R&D new product performance	122%																								
<b>Simplify</b> 	<b>Adjusted free cash flow</b> Recognises importance of effective working capital and cash management The reductions in the targets reflect a number of factors, including adjustment for the loss of certain product sales that will not recur (including a number of older genericised brands), revised expectations of the performances of our European businesses and the higher levels of capital investment and working capital required to commercialise the product pipeline.	25%	<table border="1"> <thead> <tr> <th>Three year adjusted free cash flow targets</th> <th>% vesting</th> </tr> </thead> <tbody> <tr> <td>Below threshold</td> <td>0%</td> </tr> <tr> <td>Threshold</td> <td>25%</td> </tr> <tr> <td>£ 14.06 billion</td> <td>50%</td> </tr> <tr> <td>£ 14.49 billion</td> <td>75%</td> </tr> <tr> <td>£ 15.94 billion</td> <td>75%</td> </tr> <tr> <td>Maximum</td> <td>100%</td> </tr> <tr> <td>£ 16.66 billion</td> <td>100%</td> </tr> </tbody> </table>	Three year adjusted free cash flow targets	% vesting	Below threshold	0%	Threshold	25%	£ 14.06 billion	50%	£ 14.49 billion	75%	£ 15.94 billion	75%	Maximum	100%	£ 16.66 billion	100%						
Three year adjusted free cash flow targets	% vesting																								
Below threshold	0%																								
Threshold	25%																								
£ 14.06 billion	50%																								
£ 14.49 billion	75%																								
£ 15.94 billion	75%																								
Maximum	100%																								
£ 16.66 billion	100%																								
	<b>Relative TSR</b> Focuses on delivery of value to shareholders Relative TSR using a comparator group comprising GSK and nine other global pharmaceutical companies. Relative TSR is measured over three years, using a twelve-month averaging period. TSR is measured in local currency.	25%	 <table border="1"> <caption>Relative TSR Vesting Schedule</caption> <thead> <tr> <th>TSR rank position</th> <th>Proportion vesting</th> </tr> </thead> <tbody> <tr><td>10</td><td>0%</td></tr> <tr><td>9</td><td>0%</td></tr> <tr><td>8</td><td>0%</td></tr> <tr><td>7</td><td>0%</td></tr> <tr><td>6</td><td>0%</td></tr> <tr><td>5</td><td>0%</td></tr> <tr><td>4</td><td>44%</td></tr> <tr><td>3</td><td>72%</td></tr> <tr><td>2</td><td>100%</td></tr> <tr><td>1</td><td>100%</td></tr> </tbody> </table>	TSR rank position	Proportion vesting	10	0%	9	0%	8	0%	7	0%	6	0%	5	0%	4	44%	3	72%	2	100%	1	100%
TSR rank position	Proportion vesting																								
10	0%																								
9	0%																								
8	0%																								
7	0%																								
6	0%																								
5	0%																								
4	44%																								
3	72%																								
2	100%																								
1	100%																								



## Historical vesting for GSK's LTIs

The following table shows the vesting levels of GSK's deferred annual bonus, performance share and share option awards to Executives since 2004. A TSR vesting percentage of 0% indicates that GSK's relative TSR performance was below the median of the comparator group for that performance period.

Year of grant	Performance period	Deferred Annual Bonus Plan	Performance Share Plan			Share Option Plan
		Vesting under TSR measure %	Vesting under TSR measure %	Vesting under adjusted free cash flow measure %	Total vesting %	Vesting under EPS measure %
2004	2005 – 2007	n/a	38.5	n/a	38.5	100
2006	2006 – 2008	n/a	0	n/a	0	50.7
2007	2007 – 2009	n/a	35	n/a	35	0
2008	2008 – 2010	n/a	35	n/a	35	0
2009	2009 – 2011/12	n/a	9	40	49	0
2010*	2010 – 2012/13	30	9	16	25	0

\* The PSP awards made in 2010 included 30% in respect of relative TSR and 40% in respect of adjusted free cash flow, both with a three year performance period. The remaining 30% was in respect of relative TSR over a four year performance period ending 31 December 2013 and this will not be assessed until next year.

## Other all-employee share plans

The Executives participate in various all-employee share plans in either the UK or the USA, including ShareReward and ShareSave.

The ShareReward Plan is a UK HM Revenue & Customs approved plan open to all UK employees on the same terms. Participants contribute up to £125 a month from their gross salaries to purchase GSK shares and the company matches the number of GSK shares bought each month under this arrangement. Sir Andrew Witty and Simon Dingemans each contribute £125 a month to buy shares under the ShareReward Plan.

The ShareSave plan is a UK HM Revenue & Customs approved plan open to all UK employees. Participants may save up to £250 a month from their net salaries for a fixed term of three years and at the end of the savings period they have the option to buy GSK shares at a discount of up to 20% of the market price set at the launch of each savings contract. Sir Andrew Witty and Simon Dingemans make monthly contributions into the ShareSave Plan.

## Dilution limits

All awards are made under plans which incorporate dilution limits consistent with the guidelines provided by the Association of British Insurers. These limits are 10% in any rolling ten year period for all plans and 5% in any rolling ten year period for executive share plans. Estimated dilution from existing awards made over the last 10 years up to 31 December 2012 is as follows:



## Share ownership requirements

To align the interests of Executives with those of shareholders, Executives are required to build up and maintain significant holdings of shares in GSK over time.

Current share ownership requirements (SOR) are set out in the table below:

	Share ownership requirement
CEO	4 x base salary
Other Executive Directors	3 x base salary
Other CET members	2 x base salary

Shareholdings for the purpose of SOR as at 1 March 2013 and achievement of SOR, based upon an average share price for the 90 working days preceding that date, were:

	Holdings for SOR purposes as at		Increase in shareholding %	Achievement of SOR %
	31 December 2011	1 March 2013		
Sir Andrew Witty	253,794	554,278	118	182
Simon Dingemans	40,171	82,583	106	55
Dr Moncef Slaoui	192,105	373,224	94	233

Executives are required to continue to satisfy these shareholding requirements for a minimum of twelve months following retirement from the company.

## Remuneration report

### Pensions

#### **Pensions provide an important tool for creating a long-term culture and loyalty.**

The Executives participate in the Group's senior executive pension plans. The pension arrangements are structured in accordance with the plans operated for Executives in the country in which they are likely to retire. Details of individual arrangements for the Executive Directors are set out on pages 135 and 136.

New Executives will be eligible to participate in either a defined contribution scheme in the UK (depending on personal circumstances against relevant tax restrictions) or a cash balance pension plan in the USA.

Existing obligations under legacy defined benefit schemes in the UK will continue to be honoured.

#### **UK pension arrangements**

The company currently operates a defined contribution plan and legacy final salary plans, which are closed to new entrants.

Executives participating in the defined contribution plan receive a company contribution of 20% of base salary. They will also have the opportunity to receive up to a further 5% in matched contributions in line with the policy for all other members of the pension plan.

Since 2010, the UK Government has announced a series of changes to the taxation of pensions which continue to impact the pensions of employees within GSK. The taxation changes will have significant negative consequences and the effectiveness of pensions will be much reduced.

Pensions have been, and continue to be, an important tool for creating a long-term culture and promoting employee retention. Therefore, the Committee decided that existing pension promises would be honoured and employees with pensions impacted by the changes would have the opportunity for their pension above the new limit to be delivered via GSK's existing unfunded scheme at that time. The legacy final salary plans provide for up to two-thirds of final salary at normal retirement age. Under these plans, actuarial reduction factors apply where a participant leaves employment of his or her own accord before the age of 60.

With effect from April 2013, a cap on pensionable earnings will be introduced, which limits pensionable earnings increases to 2% per annum. This cap applies to all employees, including Executive Directors, in legacy defined benefit schemes in the UK.

### US pension arrangements

In the USA, GSK operates a Cash Balance Pension Plan which provides for an annual contribution and interest on the sum accumulated in the cash balance account, but no contractual promise to provide specific levels of retirement income. The plan incorporates an Executive Pension Credit for senior US executives. Contribution rates under the plan range from 15% to 38% of base salary depending on grade. All current senior US executives are eligible for the Executive Pension Credit.

For capped employees in the USA, benefits above the cap are provided through an unfunded non-qualified plan.

GSK also operates a US Retirement Savings Plan (RSP), a 401k savings scheme open to all US employees, and the Executive Supplemental Savings Plan, a savings scheme open to Executives to accrue benefits above US Government limits imposed on the RSP. Contributions to both plans are invested in a range of funds and the value of the accumulated funds is paid out after leaving the company. The combined contribution rates under the plans are up to 6% (2% plus matched contributions up to 4%) of the total of base salary and bonus, less any bonus deferred under the DABP.






## Update on performance of ongoing awards

Following the introduction of the LTI performance measures directly linked to GSK's strategic objectives, the Committee undertook to provide an update on performance for outstanding LTI awards. It should be noted that the actual vesting levels will only be determined based on performance over the full three year performance periods.

The interim positions provided below should only be regarded as an indication of how management has performed to date and should not be regarded as predictions of the final vesting levels.

### 2011 awards with a performance period to 31 December 2013

The Committee reviewed the performance of the Deferred Annual Bonus Plan and Performance Share Plan awards granted to the Executive Directors in 2011. The performance achieved in the two years to 31 December 2012 was as follows:

Strategic objectives	Performance measures	% of award	Performance achieved to date	Estimate of likely vesting based on performance to date	
				% of maximum vesting	% of total award
<b>Grow</b> 	Business diversification performance	25%	Sales across Vaccines, Consumer Healthcare, Dermatology and Emerging Markets, Asia Pacific and Japan were £28.2 billion for 2011 and 2012. If continued at this level, this would deliver vesting between threshold and maximum.  A more detailed update on performance for 2012 is provided on page 122 and the 2011 annual report sets out details of performance in 2011.	42%	11%
<b>Deliver</b> 	R&D new product performance	25%	The performance target for the 2011 award measures sales in new R&D products launched from 2009 – 2013. On this basis, total sales for 2011 and 2012 were £2.3 billion. If continued at this level, this would deliver performance below threshold with no vesting.  A more detailed update on performance for 2012 is provided on page 122 and the 2011 annual report sets out details of performance in 2011.	0%	0%
<b>Simplify</b> 	Adjusted free cash flow	25%	The target range for the aggregate three-year adjusted free cash flow is between £16.15 billion for threshold vesting and £19.15 billion for maximum vesting. Based on the performance measure definition, the adjusted free cash flow for 2011 and 2012 is £10.95 billion. If continued at this level, this would deliver vesting between threshold and maximum.	66%	16%
	Relative TSR	25%	For the period from 1 January 2011 to 31 December 2012, GSK's TSR was ranked 4th using the revised pharmaceutical comparator group of GSK and nine other companies set out on page 115. If the ranking position remains at this level, this would deliver vesting under the revised vesting schedule set out on page 135 of between threshold and maximum.	72%	18%
Potential total vesting for 2011 awards					45%

The vesting schedules for each of the performance criteria are given on pages 134 and 135 of this report.




If the above levels of performance under each measure are maintained until the end of the performance period on 31 December 2013, vesting of the 2011 awards would be as shown. However, performance is only measured at the end of the three year period and performance to date is not necessarily an indication of the final vesting level.

The Committee, having reviewed performance for the two year period, remains of the view that the targets for the 2011 awards under both new measures remain suitably robust and stretching. The actual targets, together with details of the extent to which they have been met, will be disclosed in full at the time of vesting.

## Remuneration report

### 2012 awards with a performance period to 31 December 2014

The Committee reviewed the performance of the Deferred Annual Bonus Plan and Performance Share Plan awards granted to the Executive Directors in 2012. The performance achieved in the year to 31 December 2012 was as follows:

Strategic objectives	Performance measures	% of award	Performance achieved to date	Estimate of likely vesting based on performance to date	
				% of maximum vesting	% of total award
<b>Grow</b> 	Business diversification performance	25%	<p><b>Vaccines</b>  <i>Cervarix</i> sales in 2012 were lower than in 2011, which benefited from the HPV vaccination catch-up programme in Japan, now complete. This led to an overall decline in Vaccines sales of 2% to £3.3 billion. Excluding <i>Cervarix</i>, Vaccines sales performed well, increasing by 4%. This increase was driven by strong sales in <i>Infanrix/Pediarix</i>, <i>Rotarix</i>, <i>Boostrix</i> and <i>Synflorix</i>.</p> <p><b>Consumer Healthcare</b>            Consumer Healthcare sales were flat for the year at £5.1 billion. Excluding the non-core OTC brands that were divested in 2012, sales increased by 5%, reflecting strong growth across Oral care, Nutrition and Total wellness, but partly offset by a small decline in Skin health. On a regional basis, growth in Europe was flat, growth in the USA was 2% and growth in the Rest of World was 12%.</p> <p><b>Emerging Markets, Asia Pacific and Japan (excluding Vaccines and Dermatology)</b>            The Emerging Markets, Asia Pacific Pharmaceuticals businesses (excluding Vaccines and Dermatology) had sales of £3.6 billion for the year, representing strong growth in Respiratory, combined with good performance in a number of established brands and the newer Oncology business. For Japan, sales (excluding Vaccines and Dermatology) were £1.7 billion. Japan pharmaceuticals sales grew by 3%, with strong performances from the recently launched products, <i>Lamictal</i>, <i>Avodart</i> and <i>Volibris</i>. This was partly offset by the impact of the mandatory biennial price cut and increasing generic competition to <i>Paxil</i>.</p> <p><b>Dermatology</b>            Sales in Dermatology declined 2% to £850 million, primarily as a result of the decline in the USA, which suffered from the impact of generic competition to <i>Evoclin</i>, <i>Extina</i> and <i>Duac</i>. EMAP sales grew 7% to £388 million, reflecting strong growth in the promoted brands of <i>Dermovate</i> and <i>Bactroban</i>. EMAP performance continued to be impacted by ongoing supply issues which are now close to resolution. Overall, if performance continued at this level, this would deliver vesting between threshold and maximum.</p>	51%	13%
<b>Deliver</b> 	R&D new product performance	25%	The performance target for the 2012 awards measures sales in new R&D products launched from 2010 – 2014. On this basis, sales for new products in 2012 were £1.2 billion. This includes strong sales from <i>Votrient</i> , <i>Duodart/Jalyn</i> , <i>Promacta</i> and <i>Lamictal XR</i> . GSK is on track to deliver its target long-term rate of return on R&D spend of 14%. Overall, if performance continued at this level, this would deliver vesting between threshold and maximum.	63%	16%
<b>Simplify</b> 	Adjusted free cash flow	25%	For the 2012 awards, the target range for the aggregate three-year adjusted free cash flow is between £17.30 billion for threshold vesting and £20.52 billion for maximum vesting. Based on the performance measure definition, the adjusted free cash flow for the period is £5.05 billion. If performance continued at this level, this would deliver vesting between threshold and maximum.	52%	13%
	Relative TSR	25%	For the period from 1 January 2012 to 31 December 2012, GSK's TSR was ranked 7th using the revised pharmaceutical comparator group of GSK and nine other companies set out on page 115. If the ranking position remains at this level, this would deliver vesting under the revised vesting schedule set out on page 135 of below threshold.	0%	0%
	Potential total vesting for 2012 awards				42%

The vesting schedules for each of the performance criteria are given on pages 134 and 135 of this report.

If the above levels of performance under each measure are maintained until the end of the performance period on 31 December 2014, vesting of the 2012 awards would be as shown. However, performance is only measured at the end of the three year period and performance to date is not necessarily an indication of the final vesting level. The Committee, having reviewed performance for the year, remains of the view that the targets for the 2012 awards under both new measures remain suitably robust and stretching. The actual targets, together with details of the extent to which they have been met, will be disclosed in full at the time of vesting.

## The Remuneration Committee

### Role of the Committee

The role of the Committee is to set the company's remuneration policy so that GSK is able to recruit, retain and motivate its Executives. The policy is regularly reviewed to ensure that it is consistent with the company's scale and scope of operations, supports the business strategy and growth plans and helps drive the creation of shareholder value.

### Terms of reference

The Committee's full terms of reference are available on the company's website. The terms of reference, which are reviewed as a minimum on an annual basis, were last revised in December 2012 in the light of best practice and corporate governance developments.

### Governance

The Board considers all of the members of the Committee to be independent Non-Executive Directors in accordance with the UK Corporate Governance Code, with the exception of Sir Christopher Gent, Chairman of the company, who was independent on appointment.

The Committee met six times during 2012, with each member attending as follows:

Members	Committee member since	Attendance at full member meetings during 2012
Tom de Swaan*+ (Chairman from 1 January 2013)	20 May 2009	6/6
Sir Crispin Davis* (Chairman from 20 May 2009 to 31 December 2012)	1 July 2003	6/6
Sir Christopher Gent	1 January 2007	6/6
Judy Lewent+	1 January 2013	N/A
Sir Deryck Maughan*	1 July 2012	2/3
Larry Culp* <sup>†</sup>	1 January 2004	4/4
James Murdoch* <sup>†</sup>	1 October 2009	2/3

\* Tom de Swaan, Sir Deryck Maughan and James Murdoch were each unable to attend one meeting for personal reasons. For the meetings they were unable to attend, they reviewed the papers and provided their views on the matters under consideration to the Committee Chairman in advance.

+ Tom de Swaan was also the Chairman of the Audit & Risk Committee until 31 December 2012 when he was succeeded by Judy Lewent.

<sup>†</sup> Sir Crispin Davis stepped down from the Committee on 31 December 2012. James Murdoch retired from the Board on 3 May 2012 and Larry Culp resigned from the Board on 30 September 2012.

In addition to the six scheduled meetings, the Committee also met on a quorate basis on four occasions, principally to approve the formal grant and, based on performance, the vesting of long-term incentive awards in accordance with GSK's remuneration policy.

Committee meetings usually begin with a closed session, during which only members of the Committee, the Company Secretary and the external adviser are present. Other individuals may also be invited to attend Committee meetings during the year. Executives and other Committee attendees are not involved in any decisions, and are not present at any discussions, regarding their own remuneration.

Other attendees at Committee meetings include:

Attendee	Regular attendee	Attends as required
CEO		✓
CFO		✓
Head of Human Resources		✓
Head of Reward		✓
Company Secretary – Secretary to the Committee	✓	
Committee Adviser – Deloitte LLP	✓	

### Adviser to the Committee

The Committee has access to external advice as required. Deloitte LLP (Deloitte) has been appointed by the Committee to provide it with independent advice on executive remuneration. During the year, Deloitte provided independent commentary on matters under consideration by the Committee and updates on best practice, legislative requirements and market practice.

Deloitte also provided other consulting, tax and assurance services to GSK during the year, but did not provide advice on executive remuneration matters other than for the Committee.

The Committee conducted a formal review of Deloitte's performance in July 2011 against an established set of criteria that enabled a full consideration of the Committee's needs.

Deloitte is a member of the Remuneration Consultants' Group and, as such, voluntarily operates under the code of conduct in relation to executive remuneration consulting in the UK. The code of conduct can be found at [www.remunerationconsultantsgroup.com](http://www.remunerationconsultantsgroup.com).

Towers Watson and Pay Governance provided additional market data to the Committee.

### Commitment to shareholders

The Committee engages in regular dialogue with shareholders and holds annual meetings with GSK's largest investors to discuss and take feedback on its remuneration policy and governance matters. In particular, the Committee discusses any significant changes to the policy or the measures used to assess performance.

The annual meetings were held in November 2012. Sir Crispin Davis shared progress on remuneration matters in the last 12 months and proposals for 2013. Sir Christopher Gent, Chairman, updated attendees on corporate governance developments. Tom de Swaan was also in attendance.

At the company's AGM in May 2012, the resolution to approve the Remuneration Report was passed, with 95.7% of the votes cast in favour.

## Remuneration report

### Principal activities and matters addressed during 2012

The Committee's principal activities and matters addressed during 2012 are set out below:

Month	Remuneration		Governance and other matters
	Overall	Items specific to: Annual bonus	
January	Approve Executives' 2012 remuneration, including salaries of CEO, CFO and Chairman, R&D  Remuneration environment update	Review and approve Executives' 2011 bonuses  Approve bonus calculation principles  Set CEO 2012 bonus objectives	Review LTI measures and targets for 2012  Set Committee's agenda for 2012  Review draft Remuneration Report
February		Overview of bonuses for employees below CET	Review LTI performance targets and outcomes and approve 2009 LTI award vesting  Set 2012-2014 LTI award targets
March			Grant 2012 LTI awards to Executives and below  Approve Deferred Annual Bonus Plan elections and matching awards  Approve Remuneration Report
May	Review CIA 'clawback' draft requirements	Consider review of annual bonus plan	Review of voting outcomes on 2011 Remuneration Report  Review of UK Government remuneration consultations
July	Review CIA final 'clawback' arrangements  Approve remuneration for new CET appointee  Review of general market developments  Review of CEO's and CFO's pay competitiveness		Grant interim 2012 LTI awards (below Executives)  Review AGM feedback
October	Review of Chairman's fees  Agree 2013 salary review process for Executives  Review of CFO's pay competitiveness	Review of 2012 bonus approval process for Executives	Approve changes to LTI plans to give effect to CIA's executive financial recoupment plan  Review of UK Government remuneration proposals  Planning Committee work for 2013
November	Annual meetings with investors		
December	Review Executives' remuneration market data and competitiveness		Consider feedback from annual meetings with investors  Annual Committee evaluation results 2012

## Executive Director terms and conditions

### Executive Director contracts

The policy set out below provides the framework for contracts for Executive Directors.

	Policy
Notice period on termination by employing company or Executive	12 calendar months
Termination payment	1 x annual salary payable on termination by the company
Vesting of LTIs	Rules of relevant incentive plan, as approved by shareholders
Pension	Based on existing arrangements and terms of relevant pension plan
Non-compete clause	12 months from termination notice date*

\* The ability to impose a 12-month non-compete period (and a non-solicitation restriction) on an Executive is considered important by the company to have the ability to protect the Group's intellectual property and staff. In light of this, the Committee believes that it would not be appropriate to provide for mitigation in the contracts.

The contracts for new Executives will not normally include a bonus element in any termination payment.

The terms of the contracts seek to balance commercial imperatives and best practice. Where the company considers it important that an individual does not work elsewhere during his or her notice period, it may make a compensatory payment in respect of bonus for the period of restraint.

The following table sets out the details of the Executive Directors' service contracts:

Current Directors	Date of contract	Effective date	Expiry date
Sir Andrew Witty	18 June 2008	22 May 2008	31 August 2024
Simon Dingemans	8 September 2010	4 January 2011	30 April 2028
Dr Moncef Slaoui	21 December 2010	21 December 2010	1 August 2019

No termination payments will be made in respect of any part of a notice period extending beyond the contract expiry date.

### Other entitlements

In addition to the contractual provisions outlined above, in the event that Dr Moncef Slaoui's service agreement is terminated by his employing company, the following will apply:

- in the case of outstanding awards due under the GlaxoSmithKline Annual Investment Plan (which was closed to new deferrals with effect from the first quarter of 2006), provided that his agreement is terminated other than for cause, Dr Moncef Slaoui must exercise any Bonus Investment Rights within six months of termination to receive any deferred amounts, and any income and gains; and
- in line with the policy applicable to US senior executives, Dr Moncef Slaoui may become eligible, at a future date, to receive continuing medical and dental insurance after retirement.

### Outside appointments for Executives

The Board encourages Executives to hold one external directorship once they have become established in their role to broaden their experience and development, and help increase the pool of candidates for non-executive directors.

Any outside appointments are considered by the Nominations Committee to ensure they would not cause a conflict of interest and are then approved by the Chairman on behalf of the Board. It is the company's policy that remuneration earned from such appointments may be kept by the individual Executive.

## Chairman and other Non-Executive Directors

### How their fees are set

The company aims to provide the Chairman and other Non-Executive Directors with fees that are competitive with those paid by other companies of equivalent size and complexity, subject to the limits contained in GSK's Articles of Association.

The Chairman and the CEO are responsible for evaluating and making recommendations to the Board on the fees payable to the Non-Executive Directors.

### Review of the Chairman's fees

Sir Christopher Gent took up the role of Chairman in January 2005, since when his fees have only been increased once, in March 2008, when they were increased from £575,000 to £675,000. Under this arrangement, Sir Christopher received 20% of his fees as shares, which are deferred until he steps down from the Board.

In 2012, following a review of Sir Christopher Gent's performance and independently sourced data, the Board decided to increase the Chairman's fees from £675,000 to £710,000. The change took effect from 1 January 2013. At the request of the Chairman, the increase of £35,000 is being delivered in GSK shares. Therefore £170,000 (or approximately 24%) of Sir Christopher's total fee per annum is now delivered in shares.

### Review of Non-Executive Director fees

Non-Executive Director fees were last increased in March 2008. Since then there has been an increase in the time commitment, demands and responsibility placed on non-executive directors. The fees were reviewed in July 2011, and although a market shortfall was noted, it was decided that fees would not be increased at that time.

Following a further review of independently sourced data in 2012, the Board agreed that it was appropriate to increase the standard annual fee by £10,000 to £85,000, with effect from 1 January 2013 (25% of fees will continue to be delivered as shares deferred until the Non-Executive Director steps down from the Board). There were no increases to the supplemental fees.

The Non-Executive Directors' fees applying from 1 January 2013 are as follows:

	Per annum
Standard annual cash retainer fee	£85,000
<b>Supplemental fees</b>	
Chairman of the Audit & Risk Committee	£80,000
Senior Independent Director and Scientific/Medical Experts	£30,000
Chairmen of the Remuneration and Corporate Responsibility Committees†	£20,000
Non-Executive Director undertaking intercontinental travel to meetings	£7,500 per meeting

† Sir Christopher Gent is the Chairman of the Corporate Responsibility Committee, but does not receive the additional fee listed above.



## Remuneration report

### Non-Executive Directors' share allocation plan

To enhance the link between Directors and shareholders, GSK requires Non-Executive Directors to receive a significant part of their fees in the form of shares or ADS. At least 25% of the Non-Executive Directors' total fees, excluding those of the Chairman, are paid in the form of shares or ADS and allocated to a share or ADS account. The Non-Executive Directors may also take the opportunity to invest part or all of the balance of their fees into the same share or ADS account.

The shares or ADS which are notionally awarded to the Non-Executive Directors and allocated to their interest accounts are set out in the table on page 128 and are included within the Directors' interests table on page 129. The accumulated balances of these shares or ADS, together with notional dividends subsequently reinvested, are not paid out to the Non-Executive Directors until they leave the Board. Upon leaving, the Non-Executive Directors will receive either the shares or ADS, or a cash amount equal to the value of the shares or ADS at the date of leaving, or date of payment if later.

### Letters of appointment

The terms of engagement of the Non-Executive Directors are set out in letters of appointment which are available for inspection at the company's registered office and at the AGM. For each Non-Executive Director, his or her initial appointment and any subsequent re-appointment are subject to election and, thereafter, periodic re-election by shareholders.

The Non-Executive Directors' letters of appointment do not contain provision for notice periods or for compensation if their appointments are terminated.

The following table shows the date of the initial letter of appointment of each Non-Executive Director:

Non-Executive Director	Date of letter of appointment
Sir Christopher Gent	26 May 2004
Professor Sir Roy Anderson	28 September 2005
Dr Stephanie Burns	12 February 2007
Stacey Cartwright	3 March 2011
Sir Crispin Davis	9 June 2003
Lynn Elsenhans	3 May 2012
Judy Lewent	3 March 2011
Sir Deryck Maughan	26 May 2004
Dr Daniel Podolsky	3 July 2008
Tom de Swaan	21 December 2005
Jing Ulrich	3 May 2012
Hans Wijers*	29 January 2013
Sir Robert Wilson	9 June 2003

\* Appointed with effect from 1 April 2013.

In Sir Christopher Gent's letter of appointment, it was agreed that he would serve the company as Deputy Chairman until 31 December 2004 and from 1 January 2005 as Chairman until the conclusion of the AGM following the third anniversary of his appointment. This was extended for a term of three years by mutual agreement, with effect from his re-election as a Director at the AGM held on 21 May 2008. As previously announced, this has been further extended for a period of five years with effect from 1 January 2011, subject to annual re-election at AGMs.

### Exchange rate

Fees that are paid in US dollars were converted at the following exchange rates:

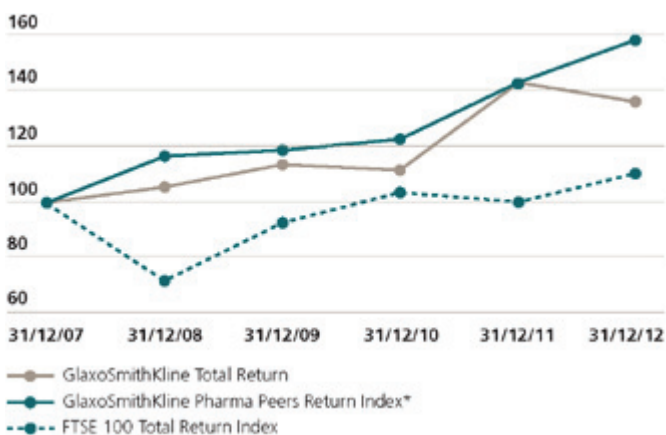
Period rate applied	Exchange rate £/US\$
1 January 2011 – 31 December 2011	US\$1.5798
1 January 2012 – 31 December 2012	US\$1.5718
1 January 2013 – 31 December 2013	US\$1.6060

The exchange rate is set annually based on the average daily rate for the last quarter of the year prior to payment. The rate will be reviewed if it moves significantly during the year.

### TSR performance graph

The following graph sets out the performance of the company relative to the FTSE 100 Index, of which the company is a constituent, and to the pharmaceutical performance comparator group for the five year period to 31 December 2012, measured on a common currency basis. The graph has been prepared in accordance with the Regulations as defined in 'Basis of preparation' on page 136 and is not an indication of the likely vesting of awards granted under any of the company's incentive plans.

### TSR performance



\* This index includes Abbott Laboratories, AstraZeneca, Bristol-Myers Squibb, Eli Lilly, Johnson & Johnson, Merck, Novartis, Pfizer, Roche Holdings and Sanofi.



## Directors' emoluments and total remuneration

In addition to the statutory disclosure of total emoluments for the year, we have also provided figures for 'total remuneration', which includes the value of LTIs earned where the relevant performance periods ended during the year.

	Footnote	2012										2011		
		Fees or salary 000	Other benefits 000	Annual bonus 000	Total emoluments 000	(a) Value of LTIs earned 000	Total remuneration 000	Fees or salary 000	Other benefits 000	Annual bonus 000	Compensation for loss of office 000	Total emoluments 000	(a) Value of LTIs earned 000	Total remuneration 000
<b>Executive Directors</b>														
Sir Andrew Witty	a,b,c	£1,033	£49	£905	<b>£1,987</b>	£1,905	<b>£3,892</b>	£1,000	£36	£2,000	–	<b>£3,036</b>	£3,743	<b>£6,779</b>
Simon Dingemans	b,c,d	£682	£161	£343	<b>£1,186</b>	–	<b>£1,186</b>	£656	£157	£827	–	<b>£1,640</b>	–	<b>£1,640</b>
Dr Moncef Slaoui	a,c	\$1,153	\$363	\$1,404	<b>\$2,920</b>	\$1,690	<b>\$4,610</b>	\$1,093	\$302	\$1,747	–	<b>\$3,142</b>	\$1,753	<b>\$4,895</b>
Total Executive Directors		£2,440	£439	£2,131	<b>£5,010</b>	£2,968	<b>£7,978</b>	£2,335	£381	£3,912	–	<b>£6,628</b>	£4,832	<b>£11,460</b>
<b>Non-Executive Directors</b>														
Professor Sir Roy Anderson		£120	–	–	<b>£120</b>	–	<b>£120</b>	£135	–	–	–	<b>£135</b>	–	<b>£135</b>
Stacey Cartwright	e	£75	–	–	<b>£75</b>	–	<b>£75</b>	£56	–	–	–	<b>£56</b>	–	<b>£56</b>
Sir Crispin Davis		£110	–	–	<b>£110</b>	–	<b>£110</b>	£125	–	–	–	<b>£125</b>	–	<b>£125</b>
Sir Christopher Gent		£675	–	–	<b>£675</b>	–	<b>£675</b>	£675	–	–	–	<b>£675</b>	–	<b>£675</b>
James Murdoch	f	£33	–	–	<b>£33</b>	–	<b>£33</b>	£90	–	–	–	<b>£90</b>	–	<b>£90</b>
Tom de Swaan		£170	–	–	<b>£170</b>	–	<b>£170</b>	£185	£1	–	–	<b>£186</b>	–	<b>£186</b>
Sir Robert Wilson		£120	–	–	<b>£120</b>	–	<b>£120</b>	£135	–	–	–	<b>£135</b>	–	<b>£135</b>
Lynn Elsenhans	e	£38	–	–	<b>£38</b>	–	<b>£38</b>	–	–	–	–	–	–	–
Dr Stephanie Burns		\$165	–	–	<b>\$165</b>	–	<b>\$165</b>	\$154	–	–	–	<b>\$154</b>	–	<b>\$154</b>
Larry Culp	f	\$124	–	–	<b>\$124</b>	–	<b>\$124</b>	\$154	–	–	–	<b>\$154</b>	–	<b>\$154</b>
Judy Lewent	e	\$165	–	–	<b>\$165</b>	–	<b>\$165</b>	\$101	–	–	–	<b>\$101</b>	–	<b>\$101</b>
Sir Deryck Maughan		\$165	–	–	<b>\$165</b>	–	<b>\$165</b>	\$130	–	–	–	<b>\$130</b>	–	<b>\$130</b>
Dr Daniel Podolsky		\$212	–	–	<b>\$212</b>	–	<b>\$212</b>	\$201	–	–	–	<b>\$201</b>	–	<b>\$201</b>
Jing Ulrich	e	\$71	–	–	<b>\$71</b>	–	<b>\$71</b>	–	–	–	–	–	–	–
Total Non-Executive Directors		£1,908	–	–	<b>£1,908</b>	–	<b>£1,908</b>	£1,861	£1	–	–	<b>£1,862</b>	–	<b>£1,862</b>
<b>Former Directors</b>														
Julian Heslop	a,b,g	–	–	–	–	£748	<b>£748</b>	£141	£31	£104	£945	<b>£1,221</b>	£1,571	<b>£2,792</b>
Dr Jean-Pierre Garnier		–	\$118	–	<b>\$118</b>	–	<b>\$118</b>	–	\$118	–	–	<b>\$118</b>	–	<b>\$118</b>
Total Former Directors		–	£74	–	<b>£74</b>	£748	<b>£822</b>	£141	£104	£104	£945	<b>£1,294</b>	£1,571	<b>£2,865</b>
Total		£4,348	£513	£2,131	<b>£6,992</b>	£3,716	<b>£10,708</b>	£4,337	£486	£4,016	£945	<b>£9,784</b>	£6,403	<b>£16,187</b>

Remuneration for Directors on the US payroll is reported in Dollars and translated at the average exchange rate for each year. None of the above Directors received reimbursement for expenses during the year requiring separate disclosure under the Regulations as defined in 'Basis of Preparation' on page 136.

- An analysis of the value of LTIs earned by Sir Andrew Witty, Dr Moncef Slaoui and Julian Heslop is set out on page 130.
- Sir Andrew Witty and Simon Dingemans participate in salary sacrifice schemes, including ShareReward. Julian Heslop also participated until his early retirement on 31 March 2011.
- Sir Andrew Witty, Simon Dingemans and Dr Moncef Slaoui have elected to participate in GSK's Deferred Annual Bonus Plan in respect of their 2012 bonuses. Sir Andrew Witty deferred 50% of his 2012 bonus (2011 – 35%), Simon Dingemans deferred 50% of his 2012 bonus (2011 – 50%) and Dr Moncef Slaoui deferred 50% of his 2012 bonus (2011 – 50%).
- Simon Dingemans joined the Board on 4 January 2011 and his remuneration is recorded from this date. He does not participate in any of GSK's pension plans and instead received £136,400 (2011 – £132,000) in lieu of a money purchase pension contribution and £12,958 (2011 – £12,540) in respect of life assurance contributions, which are both included in 'Other benefits' above.
- Lynn Elsenhans and Jing Ulrich joined the Board on 1 July 2012. Stacey Cartwright and Judy Lewent joined the Board on 1 April 2011. Their fees are recorded from these dates.
- James Murdoch retired from the Board on 3 May 2012 and Larry Culp resigned from the Board on 30 September 2012.
- Julian Heslop retired early on 31 March 2011. He received one year's annual salary and 12 months' on-target bonus as compensation for loss of office, as set out under the terms of his contract.

## Remuneration report

### Non-Executive Directors' fees

The table below sets out the value of fees received by the Non-Executive Directors in the form of cash and shares or ADS. Further details of the Non-Executive Directors' share allocation plan are set out on page 126.

Fees	2012			2011		
	Cash 000	Shares/ADS 000	Total 000	Cash 000	Shares/ADS 000	Total 000
<b>Non-Executive Directors</b>						
Professor Sir Roy Anderson	£90	£30	<b>£120</b>	£101	£34	£135
Stacey Cartwright	£56	£19	<b>£75</b>	£42	£14	£56
Sir Crispin Davis	–	£110	<b>£110</b>	–	£125	£125
Sir Christopher Gent	£540	£135	<b>£675</b>	£540	£135	£675
James Murdoch	–	£33	<b>£33</b>	–	£90	£90
Tom de Swaan	£127	£43	<b>£170</b>	£139	£46	£185
Sir Robert Wilson	£90	£30	<b>£120</b>	£101	£34	£135
Lynn Elsenhans	£4	\$54	<b>£38</b>	–	–	–
Dr Stephanie Burns	\$82	\$83	<b>\$165</b>	\$77	\$77	\$154
Larry Culp	–	\$124	<b>\$124</b>	–	\$154	\$154
Judy Lewent	\$124	\$41	<b>\$165</b>	\$76	\$25	\$101
Sir Deryck Maughan	–	\$165	<b>\$165</b>	–	\$130	\$130
Dr Daniel Podolsky	\$53	\$159	<b>\$212</b>	\$50	\$151	\$201
Jing Ulrich	\$53	\$18	<b>\$71</b>	–	–	–
<b>Total fees</b>	<b>£1,103</b>	<b>£805</b>	<b>£1,908</b>	<b>£1,049</b>	<b>£812</b>	<b>£1,861</b>

The table below sets out the accumulated number of shares or ADS held by the Non-Executive Directors as at 31 December 2012 under the share allocation plan in relation to their fees received as Board members, together with the movements in their accounts during the year.

Share allocation plan	Footnote	Number of shares or ADS				31 December 2012
		31 December 2011	Allocated & elected	Dividends reinvested	Paid out	
<b>Non-Executive Directors</b>						
<b>Shares</b>						
Professor Sir Roy Anderson		11,597	2,132	672	–	<b>14,401</b>
Stacey Cartwright		1,028	1,331	67	–	<b>2,426</b>
Sir Crispin Davis		66,701	7,817	3,835	–	<b>78,353</b>
Sir Christopher Gent		80,021	9,581	4,610	–	<b>94,212</b>
James Murdoch	a	16,504	2,331	971	–	<b>19,806</b>
Tom de Swaan		17,155	3,019	994	–	<b>21,168</b>
Sir Robert Wilson		18,623	2,132	1,070	–	<b>21,825</b>
<b>ADS</b>						
Dr Stephanie Burns		9,567	1,826	550	–	<b>11,943</b>
Larry Culp	b	28,259	2,711	–	(30,970)	–
Lynn Elsenhans		–	1,181	–	–	<b>1,181</b>
Judy Lewent		588	913	41	–	<b>1,542</b>
Sir Deryck Maughan		25,608	3,652	1,460	–	<b>30,720</b>
Dr Daniel Podolsky		16,888	3,524	971	–	<b>21,383</b>
Jing Ulrich		–	396	–	–	<b>396</b>

a) James Murdoch retired from the Board on 3 May 2012. He has elected to receive his shares from the share allocation plan after the end of the first quarter of 2013.

b) Larry Culp resigned from the Board on 30 September 2012 and the balance of his share allocation plan, net of tax, was transferred to him in December 2012.

## Directors' interests

The following interests of the Directors of the company in office at 31 December 2012 and their connected persons are shown in accordance with the FSA Listing Rules.

	Footnote	Shares			ADS		
		1 March 2013	31 December 2012	1 January 2012	1 March 2013	31 December 2012	1 January 2012
<b>Executive Directors</b>							
Sir Andrew Witty	a,b,c	554,278	<b>449,987</b>	253,794	–	–	–
Simon Dingemans	a,b	82,583	<b>70,362</b>	40,171	–	–	–
Dr Moncef Slaoui	b,c,d,e,f	63,734	<b>63,472</b>	61,119	154,745	<b>116,556</b>	65,493
<b>Non-Executive Directors</b>							
Professor Sir Roy Anderson	g	14,401	<b>14,401</b>	11,597	–	–	–
Dr Stephanie Burns	g	44	<b>44</b>	44	12,008	<b>12,008</b>	9,632
Stacey Cartwright	g	2,547	<b>2,547</b>	1,149	–	–	–
Sir Crispin Davis	g	85,112	<b>85,112</b>	73,460	–	–	–
Lynn Elsenhans	g,h	–	–	–	2,181	<b>2,181</b>	1,000
Sir Christopher Gent	g	94,212	<b>94,212</b>	80,021	–	–	–
Judy Lewent	g	–	–	–	11,542	<b>11,542</b>	588
Sir Deryck Maughan	g	–	–	–	30,720	<b>30,720</b>	25,608
Dr Daniel Podolsky	g	–	–	–	21,383	<b>21,383</b>	16,888
Tom de Swaan	g	21,168	<b>21,168</b>	17,155	–	–	–
Jing Ulrich	g,h	–	–	–	734	<b>734</b>	338
Sir Robert Wilson	g	27,953	<b>27,953</b>	24,751	–	–	–

One GlaxoSmithKline ADS represents two GlaxoSmithKline shares.

a) Includes shares purchased through the GlaxoSmithKline ShareReward Plan as follows:

	1 March 2013	31 December 2012	1 January 2012
Sir Andrew Witty	2,194	2,134	2,946
Simon Dingemans	433	392	171

b) Includes shares or ADS resulting from the deferral of bonus (and the subsequent re-investment of dividends) under the Deferred Annual Bonus Plan. The totals shown below include vested but not exercised bonus deferrals and matching awards, but exclude unvested matching awards which are subject to ongoing performance criteria. The amounts represent the gross share and ADS balances prior to the sale of any shares or ADS to satisfy tax liabilities on exercise.

	1 March 2013	31 December 2012	1 January 2012
<b>Shares</b>			
Sir Andrew Witty	154,384	112,833	58,909
Simon Dingemans	42,150	29,970	–
<b>ADS</b>			
Dr Moncef Slaoui	56,655	40,269	19,218

c) The totals at 1 March 2013 include shares or ADS which vested under elements of the 2010 awards of the Performance Share Plan and the Deferred Annual Bonus Plan, less those sold to satisfy tax liabilities on the vested amounts (see pages 132 and 133).

d) Includes shares under the Annual Investment Plan which have reached the end of their deferral periods, but have not been exercised, for Dr Moncef Slaoui totalling 25,642 shares at 1 March 2013 and 31 December 2012 (1 January 2012 – 26,431 shares). These amounts include reinvested dividends and represent the gross share balances prior to the sale of any shares to satisfy tax liabilities on exercise.

e) Includes ADS purchased within the US Retirement Savings Plan and the US Executive Supplemental Savings Plan (ESSP) totalling 8,484 ADS at 1 March 2013 and 8,249 ADS at 31 December 2012 (1 January 2012 – 6,424 ADS). The ADS in respect of the ESSP were not included in the totals for Directors' interests in the 2011 annual report and the brought forward numbers for Dr Moncef Slaoui have been increased by 4,963 ADS accordingly.

f) Includes ADS awarded to Dr Moncef Slaoui's connected person under the Share Value Plan (SVP) – see page 135 – totalling 4,750 ADS at 1 March 2013 and 5,390 ADS at 31 December 2012 (1 January 2012 – 3,730 ADS). The ADS in respect of the SVP were not included in the totals for Directors' interests in the 2011 annual report and the brought forward numbers for Dr Moncef Slaoui have been increased by 3,730 ADS accordingly.

g) Includes shares or ADS received as part or all of their fees, as described under 'Non-Executive Directors' share allocation plan' on page 126. Dividends received on these shares or ADS during 2012 were converted into shares or ADS as at 31 December 2012.

h) Lynn Elsenhans and Jing Ulrich joined the Board on 1 July 2012 and their holdings are disclosed from this date.

## Remuneration report

### Long-Term Incentive plans

#### Value of LTIs earned

The value of LTIs earned for current and former Executive Directors includes the amounts vesting under GSK's LTI plans (the Deferred Annual Bonus Plan and the Performance Share Plan) where the relevant performance period(s) ended during the reporting year, together with the amounts vesting under the ShareSave Plan where the contract(s) ended during the year. The totals are analysed as follows:

Executive Directors	Page(s)	Sir Andrew Witty		Dr Moncef Slaoui		Total	
		2012 000	2011 000	2012 000	2011 000	2012 000	2011 000
Vesting of:							
2010 Deferred Annual Bonus Plan award	132	£125	–	–	–	£125	–
2009 Performance Share Plan award	133 to 135	–	£3,738	–	\$1,753	–	£4,827
2010 Performance Share Plan award	133 to 135	£1,780	–	\$1,690	–	£2,843	–
ShareSave	131	–	£5	–	–	–	£5
<b>Total Executive Directors</b>		<b>£1,905</b>	<b>£3,743</b>	<b>\$1,690</b>	<b>\$1,753</b>	<b>£2,968</b>	<b>£4,832</b>

#### Former Directors

Former Directors	Page(s)	Julian Heslop	
		2012 000	2011 000
Vesting of:			
2009 Performance Share Plan award	134 to 135	–	£1,570
2010 Performance Share Plan award	134 to 135	£748	–
ShareSave		–	£1
<b>Total Former Directors</b>		<b>£748</b>	<b>£1,571</b>

#### Share Option and ShareSave Plan awards

In respect of options granted under the Share Option Plan (SOP) and the ShareSave Plan (ShareSave), the remuneration receivable by an Executive Director is calculated on the date that the options first vest. The remuneration is the difference between the amount the Executive Director is required to pay to buy the shares or ADS and the total value of the shares or ADS on the vesting date.

If the Executive Director chooses not to exercise the options on the vesting date, any subsequent increase or decrease in the amount realised will be due to movements in the share or ADS price between the vesting date and the date of exercise. This increase or decrease in value is the result of an investment decision by the Executive Director and, as such, is not recorded as remuneration.

The options outstanding at 31 December 2012 and 1 March 2013, the movements during the periods and the gains realised on exercise are shown below:

#### Executive Directors

Options – shares	31 December 2011	Granted	Exercised	31 December 2012 and 1 March 2013
Sir Andrew Witty	404,502	776	(1,009)	404,269
Simon Dingemans	–	310	–	310
Dr Moncef Slaoui	95,320	–	–	95,320

#### Granted options – shares

2012	Plan	Date of grant	Grant price	Number of shares	Vesting date	Lapse date
Sir Andrew Witty	ShareSave	01.12.12	£11.59	776	01.12.15	30.05.16
Simon Dingemans	ShareSave	01.12.12	£11.59	310	01.12.15	30.05.16

#### Exercised options – shares

2012	Date of grant	Date of exercise	Number of shares	Grant price	Market price at exercise	Gain 000
Sir Andrew Witty	01.12.08	07.02.12	1,009	£9.51	£14.06	£5

#### Options – ADS

Options – ADS	Footnote	31 December 2011	Lapsed	31 December 2012	Lapsed	1 March 2013
Dr Moncef Slaoui	a	162,985	(79,375)	83,610	(79,375)	4,235

a) The total of ADS options for Dr Moncef Slaoui includes the interests of his connected person, who is also an employee of GSK.

## Share Option and ShareSave Plan awards continued

The following table shows the gain on the exercise of the options set out above analysed between remuneration and the subsequent gain/ (loss) as a result of the investment decision.

2012	Plan	Date of grant	Vesting date	Market price at vesting	Date of exercise	Remuneration Year	000	Investment gain/(loss) 000	Net gain 000
Sir Andrew Witty	ShareSave	01.12.08	01.12.11	£14.07	07.02.12	2011	£5	–	£5

### Former Directors

#### Options – shares

31 December 2011 and 2012 and 1 March 2013

Julian Heslop									117,117
---------------	--	--	--	--	--	--	--	--	---------

For those options outstanding at 31 December 2012, the earliest and latest vesting and lapse dates for options below and above the market price for a GlaxoSmithKline share or ADS at the year-end are given in the table below:

#### Executive Directors

Sir Andrew Witty		Weighted average grant price	Number	Vesting date		Lapse date	
				earliest	latest	earliest	latest
Options below market price at year-end	vested	£11.87	313,500	21.02.07	20.02.08	14.12.13	01.12.14
	unvested	£11.59	776	01.12.15	01.12.15	30.05.16	30.05.16
Options above market price at year-end	vested	£14.68	89,993	21.02.09	21.02.09	20.02.16	20.02.16
Total share options at 31 December 2012		£12.49	404,269				

#### Simon Dingemans

Total share options and options below market price at year-end		Weighted average grant price	Number	Vesting date		Lapse date	
				earliest	latest	earliest	latest
	unvested	£11.59	310	01.12.15	01.12.15	30.05.16	30.05.16

#### Dr Moncef Slaoui

Shares		Weighted average grant price	Number	Vesting date		Lapse date	
				earliest	latest	earliest	latest
Options below market price at year-end	vested	£11.23	26,800	02.12.07	02.12.07	01.12.14	01.12.14
	unvested						
Options above market price at year-end	vested	£14.68	68,520	21.02.09	21.02.09	20.02.16	20.02.16
Total share options at 31 December 2012		£13.71	95,320				
ADS*		Weighted average grant price	Number	Vesting date		Lapse date	
				earliest	latest	earliest	latest
Options below market price at year-end	vested	\$33.42	1,100	17.02.12	17.02.12	16.02.19	16.02.19
	unvested	\$33.47	80,475	22.02.13	01.03.13	16.02.19	21.02.20
Options above market price at year-end	vested	\$50.34	2,035	28.07.09	19.02.11	27.07.16	18.02.18
Total ADS options as at 31 December 2012		\$33.88	83,610				

\* The ADS option totals include those ADS options held by Dr Moncef Slaoui's connected person, who is also an employee of GSK.

#### Former Directors

Julian Heslop		Weighted average grant price	Number	Vesting date		Lapse date	
				earliest	latest	earliest	latest
Total share options and options above market price at year-end							
	vested	£14.68	117,117	21.02.09	21.02.09	31.03.13	31.03.13

GSK granted share options to Executive Directors on an annual basis until 2009. The Directors hold these options under the various share option plans referred to in Note 42 to the financial statements, 'Employee share schemes'. None of the Non-Executive Directors had an interest in any option over the company's shares. The highest and lowest closing prices during the year ended 31 December 2012 for GlaxoSmithKline shares and ADS were £15.08 and £13.18 and \$47.45 and \$41.90 respectively. The market price for a GlaxoSmithKline share on 31 December 2012 was £13.35 (31 December 2011 – £14.72) and for a GlaxoSmithKline ADS was \$43.47 (31 December 2011 – \$45.63).

The table below sets out, for share options granted in 2009, the performance periods, the performance targets and whether or not the options have vested at 31 December 2012 and 1 March 2013.

Grant	Footnote	Performance period	Vesting status		Performance target	
			at 1 March 2013	at 31 December 2012	Annualised growth in EPS	Percentage of award vesting
February 2009 – 50% of award	a	2009 – 2011	Lapsed	Lapsed	> RPI + 6%	100%
February 2009 – 50% of award	a	2009 – 2012	Lapsed	Unvested	RPI + 5%	85%
					RPI + 4%	65%
					RPI + 3%	30%
					< RPI + 3%	0%

a) The performance targets for these options were not met, and as a result they lapsed on the third and fourth anniversaries of the date of grant.

## Remuneration report

### Deferred Annual Bonus Plan awards

Deferred Annual Bonus Plan (DABP) awards in the form of nil-cost options are made to Executive Directors annually based on the individual's voluntary bonus deferral election. The company will match shares or ADS up to one-for-one depending on the company's performance during a three year performance period. Once an award vests, the Executive Director may choose to exercise the award at any time up to 10 years from the date of grant. The amount of remuneration receivable in respect of the matching shares or ADS is calculated using the share or ADS price on the date the relevant DABP award vests. If the Executive Director chooses not to exercise the nil-cost options on the vesting date, any subsequent increase or decrease in the amount realised will be due to movements in the share or ADS price between the vesting date and the date of exercise. This increase or decrease in value is the result of an investment decision by the Executive Director and, as such, is not recorded as remuneration.

#### Sir Andrew Witty – Shares

	Performance period			
	2010-2012	2011-2013	2012-2014	2013-2015
Market price at grant	£12.35	£11.80	£14.12	£14.54
<b>Unvested at 31 December 2011</b>	26,229	32,680	–	–
Granted	–	–	49,575	–
Dividends reinvested	1,420	1,771	1,158	–
<b>Unvested at 31 December 2012</b>	27,649	34,451	50,733	–
Granted	–	–	–	31,114
Dividends reinvested	780	456	672	–
Vested	(8,529)	–	–	–
Lapsed	(19,900)	–	–	–
<b>Unvested at 1 March 2013</b>	–	34,907	51,405	31,114

#### Sir Andrew Witty – Vested shares

Number of shares	8,529
Market price at vesting	£14.66
Gain:	000
Remuneration for 2012	£125

Sir Andrew Witty has not exercised those shares that have vested and at 1 March 2013, 8,529 shares in respect of the matching award granted in 2010 remain within the DABP as vested, but unexercised.

#### Simon Dingemans – Shares

	Performance period	
	2012-2014	2013-2015
Market price at grant	£14.12	£14.54
<b>Unvested at 31 December 2011</b>	–	–
Granted	29,286	–
Dividends reinvested	684	–
<b>Unvested at 31 December 2012</b>	29,970	–
Granted	–	11,783
Dividends reinvested	397	–
<b>Unvested at 1 March 2013</b>	30,367	11,783

#### Dr Moncef Slaoui – ADS

	Performance period		
	2011-2013	2012-2014	2013-2015
Market price at grant	\$38.22	\$44.68	\$44.27
<b>Unvested at 31 December 2011</b>	19,218	–	–
Granted	–	19,555	–
Dividends reinvested	1,041	455	–
<b>Unvested at 31 December 2012</b>	20,259	20,010	–
Granted	–	–	15,859
Dividends reinvested	265	262	–
<b>Unvested at 1 March 2013</b>	20,524	20,272	15,859

#### Vesting schedules of DABP awards

The 2010 award vested in line with the three year relative TSR vesting schedule applied to the 2010 PSP award (see page 135). The 2011 and 2012 awards have the same vesting criteria as for the 2011 and 2012 PSP awards respectively (see pages 134 and 135). The vesting schedule for the 2013 DABP award is set out in detail on page 118.



## Performance Share Plan awards

Performance Share Plan (PSP) awards are made to Executive Directors on an annual basis. The Directors hold these awards under the various PSP plans referred to in Note 42 to the financial statements, 'Employee share schemes'. The amount of remuneration receivable in respect of performance shares is calculated using the share or ADS price on the date the relevant PSP award vests.

The PSP awards made to Sir Andrew Witty in 2012 and 2013 have three year performance periods. However, the deeds of award specify that 25% of the awards will be subject to a further two year vesting period (five years in total). During this two year period, there are no additional performance criteria and the awards will only lapse if Sir Andrew is dismissed for cause. The remuneration in respect of these awards will therefore be considered to be realised in full following the determination by the Remuneration Committee of the vesting levels of the initial 75% of the awards (i.e. full remuneration will be recognised at the end of the three year performance periods).

### Executive Directors

Sir Andrew Witty – Shares	Performance period						
	2009-2011	2009-2012	2010-2012	2010-2013	2011-2013	2012-2014	2013-2015
Market price at grant	£10.62	£10.62	£12.04	£12.04	£11.78	£14.12	£14.54
<b>Unvested at 31 December 2011</b>	368,958	158,125	313,803	134,487	434,451	–	–
Granted	–	–	–	–	–	441,926	–
Dividends reinvested	11,060	8,523	16,915	7,249	23,418	10,260	–
Vested	(266,013)	–	–	–	–	–	–
Lapsed	(114,005)	–	–	–	–	–	–
<b>Unvested at 31 December 2012</b>	–	166,648	330,718	141,736	457,869	452,186	–
Granted	–	–	–	–	–	–	437,744
Dividends reinvested	–	4,700	9,327	1,871	6,045	5,969	–
Vested	–	–	(121,445)	–	–	–	–
Lapsed	–	(171,348)	(218,600)	–	–	–	–
<b>Unvested at 1 March 2013</b>	–	–	–	143,607	463,914	458,155	437,744

### Sir Andrew Witty – Vested shares:

Number of shares	266,013	–	121,445
Market price at vesting	£14.05	£14.66	£14.66
Gain:	000	000	000
Remuneration for 2011	£3,738	–	£1,780
Remuneration for 2012	–	–	£1,780

Simon Dingemans – Shares	Performance period		
	2011-2013	2012-2014	2013-2015
Market price at grant	£11.78	£14.12	£14.54
<b>Unvested at 31 December 2011</b>	200,716	–	–
Granted	–	170,141	–
Dividends reinvested	10,819	3,950	–
<b>Unvested at 31 December 2012</b>	211,535	174,091	–
Granted	–	–	192,613
Dividends reinvested	2,793	2,298	–
<b>Unvested at 1 March 2013</b>	214,328	176,389	192,613

Dr Moncef Slaoui – ADS*	Performance period							
	2009-2011	2009-2012	2010-2012	2010-2013	2011-2013	2012-2014	2012-2014	2013-2015
Market price at grant	\$33.71	\$33.71	\$37.32	\$37.32	\$38.13	\$44.68	\$44.90	\$44.27
<b>Unvested at 31 December 2011</b>	54,156	23,210	98,705	42,303	151,125	–	–	–
Granted	–	–	–	–	–	129,700	1,692	–
Dividends reinvested	1,650	1,252	5,324	2,281	8,151	3,008	19	–
Vested	(39,065)	–	–	–	–	–	–	–
Lapsed	(16,741)	–	–	–	–	–	–	–
<b>Unvested at 31 December 2012</b>	–	24,462	104,029	44,584	159,276	132,708	1,711	–
Granted	–	–	–	–	–	–	–	133,521
Dividends reinvested	–	699	2,973	587	2,097	1,747	22	–
Vested	–	–	(38,215)	–	–	–	–	–
Lapsed	–	(25,161)	(68,787)	–	–	–	–	–
<b>Unvested at 1 March 2013</b>	–	–	–	45,171	161,373	134,455	1,733	133,521

\* The PSP totals include those PSP awards held by Dr Moncef Slaoui's connected person, who is also an employee of GSK. These awards are subject to performance criteria relevant to employees below the CET.

## Remuneration report

### Performance Share Plan awards continued

#### Dr Moncef Slaoui – Vested ADS

	Performance period		
	2009-2011	2009-2012	2010-2012
Number of ADS	39,065	–	38,215
Market price at vesting	\$44.87	\$44.22	\$44.22
Gain:	000	000	000
Remuneration for 2011	\$1,753	–	\$1,690
Remuneration for 2012	–	–	\$1,690

#### Former Directors

##### Julian Heslop – Shares

	Performance period			
	2009-2011	2009-2012	2010-2012	2010-2013
Market price at grant	£10.62	£10.62	£12.04	£12.04
<b>Unvested at 31 December 2011</b>	154,963	66,412	131,798	56,484
Dividends reinvested	4,645	3,581	7,105	3,044
Vested	(111,726)	–	–	–
Lapsed	(47,882)	–	–	–
<b>Unvested at 31 December 2012</b>	–	69,993	138,903	59,528
Dividends reinvested	–	1,974	3,917	787
Vested	–	–	(51,007)	–
Lapsed	–	(71,967)	(91,813)	–
<b>Unvested at 1 March 2013</b>	–	–	–	60,315

##### Julian Heslop – Vested shares

	2009-2011	2009-2012	2010-2012
Number of shares	111,726	–	51,007
Market price at vesting	£14.05	£14.66	£14.66
Gain:	000	000	000
Remuneration for 2011	£1,570	–	£748
Remuneration for 2012	–	–	£748

Under the terms of the PSP, the number of shares or ADS vesting is determined following the end of the relevant performance period and is dependent on GSK's performance during that period. The Committee adjusted the comparator group for relative TSR by removing Schering-Plough and Wyeth following their de-listings during 2009 and revised the vesting schedule accordingly. From 1 January 2013, Abbott Laboratories separated into two publicly traded companies. The Committee concluded that neither of these companies was a relevant comparator for performance purposes and that they should be excluded from the TSR comparator group for both outstanding and future awards. The vesting schedule has been revised accordingly and now comprises GSK and nine other companies. The revised comparator group is set out on page 115.

Dividends are reinvested on the performance shares or ADS awarded to Executives throughout the performance period and up to the date of the final award. Under the terms of the PSP, US participants may defer receipt of all or part of their vested awards.

The following vesting schedules apply to the PSP awards made to Executive Directors and other CET members in 2009, 2010, 2011 and 2012. The vesting schedule for the 2013 PSP award is set out in detail on page 118.

<b>*Business diversification performance vesting schedule</b>					
Award	% of award	Performance period	Percentage of award vesting	Maximum performance expressed as percentage of threshold	
2011	25	2011 – 2013	0% – 100%	114%	
2012	25	2012 – 2014	0% – 100%	114%	

<b>*R&amp;D new product performance vesting schedule</b>					
Award	% of award	Performance period	Percentage of award vesting	Maximum performance expressed as percentage of threshold	
2011	25	2011 – 2013	0% – 100%	122%	
2012	25	2012 – 2014	0% – 100%	122%	

<b>Adjusted free cash flow vesting schedule</b>					
Award	% of award	Performance period	Cash flow targets £bn	Percentage of award vesting	
2010	40	2010 – 2012	17.3 – 20.5	0% – 100%	
2011	25	2011 – 2013	16.15 – 19.15	0% – 100%	
2012	25	2012 – 2014	17.30 – 20.52	0% – 100%	

## Performance Share Plan awards continued

Award	% of award	Performance period	Relative TSR vesting schedule	
			TSR rank with 10 other companies	Percentage of award vesting
2009	30	2009 – 2012	1-3	100%
2010	30	2010 – 2012	4	80%
			5	55%
			Median	30%
			Below median	0%

Award	% of award	Performance period	Relative TSR vesting schedule	
			TSR rank with nine other companies	Percentage of award vesting
2010	30	2010 – 2013	1-3	100%
2011	25	2011 – 2013	4	72%
2012	25	2012 – 2014	5	44%
			6-10	0%

\* Due to commercial sensitivity, the targets for the business diversification performance and R&D new product performance measures will be disclosed along with outcomes in the 2013 and 2014 Remuneration Reports.

## Share Value Plan awards

### Dr Moncef Slaoui – ADS

Plan year	Market price on date of grant	Unvested at 31 December 2011		Unvested at 31 December 2012		Unvested at 1 March 2013	
		Granted	Vested	Granted	Vested	Granted	Vested
2009	\$33.42	640	–	–	–	–	–
2010	\$37.32	640	–	–	640	(640)	–
2011	\$38.13	2,450	–	–	2,450	–	2,450
2012	\$45.86	–	2,300	–	2,300	–	2,300
Total		3,730	2,300	(640)	5,390	(640)	4,750

As an Executive Director, Dr Moncef Slaoui is not eligible to receive awards under the Share Value Plan. The awards shown above reflect the holdings of Dr Moncef Slaoui's connected person, who is also an employee of GSK. The awards are subject to three-year vesting periods and vesting is contingent on continued employment with GSK. The gains arising on vesting are not included in the total remuneration for Dr Moncef Slaoui as set out on page 127.

## Pension benefits

### Defined benefit plans

The accrued annual pension benefits and transfer values on retirement for Executive Directors in office during the year are set out below.

The Companies Act 2006 requires disclosure of the accrued benefit at the end of the year, the change in accrued benefit over the year, the transfer value at both the beginning and end of the year and the change in the transfer value over the year. The FSA's Listing Rules require additional disclosure of the change in the accrued benefit, net of inflation and the transfer value of this change. Pensions for the Executive Directors have been disclosed in the currency in which the pension is payable.

	Accrued benefit at 31 December 2011	Accrued benefit at 31 December 2012	Change in accrued benefit over year	Personal contributions made during the year	Transfer value at 31 December 2011	Transfer value at 31 December 2012	*Change in transfer value	Change in accrued benefit over year net of inflation	*Transfer value of change in accrued benefit net of inflation
<b>Executive Director</b>	000	000	000	000	000	000	000	000	000
Sir Andrew Witty	£530	£582	£52	£31	£12,950	£13,704	£723	£22	£512
Dr Moncef Slaoui	\$263	\$350	\$87	n/a	\$2,003	\$2,540	\$537	\$82	\$601
Dr Moncef Slaoui	€71	€78	€7	n/a	€732	€785	€53	€6	€71

\* These are shown net of contributions made by the individual.

## Remuneration report

### Pension benefits continued

Sir Andrew Witty participates in the Glaxo Wellcome final salary plan with an accrual rate of 1/30th of final pensionable salary per annum. In 2000, all benefits accrued under the Glaxo Wellcome UK pension arrangements were augmented by the Trustees of the plans by 5% to reflect a distribution of surplus. This augmentation will apply to that element of Sir Andrew Witty's pension earnings before 31 March 2000.

The transfer value for Sir Andrew Witty is calculated in accordance with pensions' regulation and represents the present value of potential payments under the pension plan.

Dr Moncef Slaoui is a member of the US Cash Balance Pension Plan and the Supplemental Cash Balance Pension Plan which provides for an Executive Pension Credit. GSK makes annual contributions to Dr Moncef Slaoui's pension plans of 38% of his base salary. The fund increases at an interest rate set annually in advance, based on the 30 year US Treasury bond rate, to provide a cash sum at retirement. The plan has no entitlement to a spouse's pension or to pension increases.

The transfer value, or cash sum, has increased by \$537,246 for Dr Moncef Slaoui over the year as a result of contributions of \$437,190 paid by the company and further accumulation of interest of \$100,056.

Dr Moncef Slaoui was an active participant in the Belgium Fortis Plan until 31 May 2006. This plan is a defined benefit plan with a lump sum payable at normal retirement, which is age 60 for the plan. The transfer value, or cash sum, of Dr Moncef Slaoui's plan has increased by €53,346 over the year as a result of further accumulation of interest. There are no further company contributions to this plan.

### Defined contribution plans

Dr Moncef Slaoui is also a member of the US Retirement Savings Plan, a 401k savings scheme open to all US employees and the Executive Supplemental Savings Plan, a savings scheme open to Executives to accrue benefits above US government limits imposed on the US Retirement Savings Plan. Contributions to both plans are invested in a range of funds and the value of the accumulated funds is paid at retirement. During 2012, contributions of \$121,571 (£76,460) were paid into these two schemes by GSK in respect of Dr Moncef Slaoui.

Simon Dingemans joined GSK in January 2011. He is not accumulating benefits in any of GSK's pension plans and receives a cash contribution in lieu of a money purchase pension contribution.

### Directors' interests in contracts

Except as described in Note 35 to the financial statements, 'Related party transactions', during or at the end of the financial year no Director or connected person had any material interest in any contract of significance with a Group company.

### Directors and senior management

Further information is provided on compensation and interests of Directors and Senior Management as a group ('the group'). For this purpose, the group is defined as the Non-Executive and Executive Directors, other members of the CET and the Company Secretary. For the financial year 2012, the total compensation paid to members of the group for the periods during which they served in that capacity was £19,627,494, the aggregate increase in accrued pension benefits, net of inflation, was £1,265,822 and the aggregate payment to defined contribution schemes was £680,188.

During 2012, the members of the group were awarded 160,460 shares and 41,789 ADS under the Deferred Annual Bonus Plan, 1,424,375 shares and 344,909 ADS under the Performance Share Plan and 15,905 shares and 2,300 ADS under the Share Value Plan. No options were granted to members of the group under the Share Option Plan in 2012. No notional shares or ADS were granted under the Deferred Investment Award Plan in 2012. Members of the group were awarded, through the reinvestment of dividends, 8,646 shares and 2,898 ADS in the Deferred Annual Bonus Plan, 202,340 shares and 61,631 ADS in the Performance Share Plan and 7,652 notional shares in the Deferred Investment Award Plan.

At 1 March 2013, the group (comprising 29 persons) owned 1,548,255 shares and 390,044 ADS, constituting less than 1% of the issued share capital of the company. The group also held, at that date: options to purchase 1,582,846 shares and 52,975 ADS; 328,663 shares and 106,503 ADS awarded under the Deferred Annual Bonus Plan, including those shares and ADS that are vested but not exercised; 4,754,964 shares and 1,163,766 ADS awarded under the Performance Share Plan, including those shares and ADS that are vested and deferred; 96,515 shares and 4,750 ADS awarded under the Share Value Plan and 92,812 notional shares awarded under the Deferred Investment Award Plan. These holdings were issued under the various executive share plans described in Note 42 to the financial statements, 'Employee share schemes'.

### Basis of preparation

The Remuneration Report has been prepared in accordance with the Companies Act 2006 and The Large and Medium-sized Companies and Groups (Accounts and Reports) Regulations 2008 (the Regulations) and meets the relevant requirements of the FSA Listing Rules. In accordance with the Regulations, the following sections of the Remuneration Report are subject to audit: Directors' emoluments and total remuneration, Non-Executive Directors' fees, Long-Term Incentive plans (including Share Option and ShareSave Plan awards, Deferred Annual Bonus Plan awards, Performance Share Plan awards and Share Value Plan awards) and Pension benefits for which the opinion thereon is expressed on page 139. The remaining sections are not subject to audit nor are the pages referred to from within the audited sections. The Remuneration Report has been approved by the Board of Directors and signed on its behalf by

**Tom de Swaan**  
Remuneration Committee Chairman  
5 March 2013



# Financial statements

Directors' statement of responsibilities	138
Independent Auditors' report	139
Financial statements	140
Notes to the financial statements	144
Financial statements of GlaxoSmithKline plc prepared under UK GAAP	218



## Squeezing production times

A review of our manufacturing standards and processes identified opportunities to reduce the downtime between switching our manufacturing lines from one consumer product to another. Some simple improvements freed up the capacity to produce a further 6.7 million tubes of toothpaste (see page 47).

# Directors' statement of responsibilities

## Directors' statement of responsibilities in relation to the Group financial statements

The Directors are responsible for preparing the Annual Report, the Remuneration Report and the Group financial statements in accordance with applicable law and regulations.

Company law requires the Directors to prepare financial statements for each financial year. Under that law the Directors are required to prepare the Group financial statements in accordance with International Financial Reporting Standards (IFRS) as adopted by the European Union. In preparing the Group financial statements, the Directors have also elected to comply with IFRS, as issued by the International Accounting Standards Board (IASB). Under company law the Directors must not approve the Group financial statements unless they are satisfied that they give a true and fair view of the state of affairs of the Group and of the profit or loss of the Group for that period.

In preparing those financial statements, the Directors are required to:

- select suitable accounting policies and then apply them consistently;
- make judgements and accounting estimates that are reasonable and prudent;
- state that the Group financial statements comply with IFRS as adopted by the European Union and IFRS as issued by the IASB, subject to any material departures disclosed and explained in the Group financial statements.

The Directors are responsible for keeping adequate accounting records that are sufficient to show and explain the company's transactions and disclose with reasonable accuracy at any time the financial position of the Group and to enable them to ensure that the Group financial statements and the Remuneration Report comply with the Companies Act 2006 and Article 4 of the IAS Regulation. They are also responsible for safeguarding the assets of the Group and hence for taking reasonable steps for the prevention and detection of fraud and other irregularities.

The Group financial statements for the year ended 31 December 2012, comprising principal statements and supporting notes, are set out in 'Financial statements' on pages 140 to 223 of this report. The responsibilities of the auditors in relation to the Group financial statements are set out in the Independent Auditors' report on page 139.

The Group financial statements for the year ended 31 December 2012 are included in the Annual Report, which is published in hard-copy printed form and made available on our website. The Directors are responsible for the maintenance and integrity of the Annual Report on our website in accordance with UK legislation governing the preparation and dissemination of financial statements. Access to the website is available from outside the UK, where comparable legislation may be different.

Each of the current Directors, whose names and functions are listed in the Corporate Governance section of the Annual Report 2012 confirms that, to the best of his or her knowledge:

- the Group financial statements, which have been prepared in accordance with IFRS as adopted by the EU and IFRS as issued by the IASB, give a true and fair view of the assets, liabilities, financial position and profit of the Group; and
- the Strategic review and Financial review and risk sections on pages 1 to 86 include a fair review of the development and performance of the business and the position of the Group, together with a description of the principal risks and uncertainties that it faces.

## Disclosure of information to auditors

The Directors in office at the date of this Report have each confirmed that:

- so far as he or she is aware, there is no relevant audit information of which the company's auditors are unaware; and
- he or she has taken all the steps that he or she ought to have taken as a Director to make himself or herself aware of any relevant audit information and to establish that the company's auditors are aware of that information.

This confirmation is given and should be interpreted in accordance with the provisions of section 418 of the Companies Act 2006.

## Going concern basis

Pages 1 to 86 contain information on the performance of the Group, its financial position, cash flows, net debt position and borrowing facilities. Further information, including Treasury risk management policies, exposures to market and credit risk and hedging activities, is given in Note 41 to the financial statements, 'Financial instruments and related disclosures'. After making enquiries, the Directors have a reasonable expectation that the Group has adequate resources to continue in operational existence for the foreseeable future. For this reason, they continue to adopt the going concern basis in preparing the financial statements.

## Internal control

The Board, through the Audit & Risk Committee, has reviewed the assessment of risks and the internal control framework that operates in GSK and has considered the effectiveness of the system of internal control in operation in the Group for the year covered by this report and up to the date of its approval by the Board of Directors.

## The UK Corporate Governance Code

The Board considers that GlaxoSmithKline plc applies the principles and provisions of the UK Corporate Governance Code maintained by the Financial Reporting Council, as described in the Corporate Governance section on pages 94 to 108, and has complied with its provisions. As required by the Financial Services Authority's Listing Rules, the auditors have considered the Directors' statement of compliance in relation to those points of the UK Corporate Governance Code which are specified for their review.

## Annual Report

The Annual Report for the year ended 31 December 2012, comprising the Report of the Directors, the Remuneration Report, the Financial statements and additional information for investors, has been approved by the Board of Directors and signed on its behalf by

### Sir Christopher Gent

Chairman  
5 March 2013



# Independent Auditors' report

## Independent Auditors' report to the members of GlaxoSmithKline plc

We have audited the Group financial statements of GlaxoSmithKline plc for the year ended 31 December 2012 which comprise the consolidated income statement, the consolidated statement of comprehensive income, the consolidated balance sheet, the consolidated statement of changes in equity, the consolidated cash flow statement, and the related Notes 1-44. The financial reporting framework that has been applied in their preparation is applicable law and International Financial Reporting Standards (IFRSs) as adopted by the European Union.

## Respective responsibilities of directors and auditors

As explained more fully in the Directors' statement of responsibilities set out on page 138 the directors are responsible for the preparation of the Group financial statements and for being satisfied that they give a true and fair view. Our responsibility is to audit and express an opinion on the Group financial statements in accordance with applicable law and International Standards on Auditing (UK and Ireland). Those standards require us to comply with the Auditing Practices Board's Ethical Standards for Auditors.

This report, including the opinions, has been prepared for and only for the company's members as a body in accordance with Chapter 3 of Part 16 of the Companies Act 2006 and for no other purpose. We do not, in giving these opinions, accept or assume responsibility for any other purpose or to any other person to whom this report is shown or into whose hands it may come save where expressly agreed by our prior consent in writing.

## Scope of the audit of the financial statements

An audit involves obtaining evidence about the amounts and disclosures in the financial statements sufficient to give reasonable assurance that the financial statements are free from material misstatement, whether caused by fraud or error. This includes an assessment of: whether the accounting policies are appropriate to the Group's circumstances and have been consistently applied and adequately disclosed; the reasonableness of significant accounting estimates made by the directors; and the overall presentation of the financial statements. In addition, we read all the financial and non-financial information in the Annual Report to identify material inconsistencies with the audited financial statements. If we become aware of any apparent material misstatements or inconsistencies we consider the implications for our report.

## Opinion on financial statements

In our opinion the Group financial statements:

- give a true and fair view of the state of the Group's affairs as at 31 December 2012 and of its profit and cash flows for the year then ended;
- have been properly prepared in accordance with IFRS as adopted by the European Union; and
- have been prepared in accordance with the requirements of the Companies Act 2006 and Article 4 of the IAS Regulation.

## Separate opinion in relation to IFRS as issued by the IASB

As explained in Note 1 to the Group financial statements, the Group in addition to complying with its legal obligation to apply IFRS as adopted by the European Union, has also applied IFRS as issued by the International Accounting Standards Board (IASB).

In our opinion the Group financial statements comply with IFRSs as issued by the IASB.

## Opinion on other matter prescribed by the Companies Act 2006

In our opinion the information given in the Directors' Report for the financial year for which the Group financial statements are prepared is consistent with the Group financial statements.

## Matters on which we are required to report by exception

We have nothing to report in respect of the following:

Under the Companies Act 2006 we are required to report to you if, in our opinion:

- certain disclosures of directors' remuneration specified by law are not made; or
- we have not received all the information and explanations we require for our audit.

Under the Listing Rules we are required to review:

- the directors' statement, set out on page 138, in relation to going concern;
- the part of the Corporate Governance Statement relating to the company's compliance with the nine provisions of the UK Corporate Governance Code specified for our review; and
- certain elements of the report to shareholders by the Board on directors' remuneration.

## Other matters

We have reported separately on the parent company financial statements of GlaxoSmithKline plc for the year ended 31 December 2012 and on the information in the Directors' Remuneration Report that is described as having been audited.

The company has passed a resolution in accordance with section 506 of the Companies Act 2006 that the senior statutory auditor's name should not be stated.

PricewaterhouseCoopers LLP  
Chartered Accountants and Statutory Auditors  
London  
5 March 2013

# Financial statements

## Consolidated income statement for the year ended 31 December 2012

	Notes	2012 £m	2011 (restated) £m	2010 (restated) £m
Turnover	6	26,431	27,387	28,392
Cost of sales		(7,894)	(7,648)	(7,898)
Gross profit		18,537	19,739	20,494
Selling, general and administration		(8,739)	(8,510)	(12,747)
Research and development		(3,968)	(4,009)	(4,457)
Royalty income		306	309	296
Other operating income	7	1,256	278	197
<b>Operating profit</b>	8	<b>7,392</b>	7,807	3,783
Finance income	11	79	90	116
Finance expense	12	(808)	(799)	(831)
Profit on disposal of interest in associates		–	585	8
Share of after tax profits of associates and joint ventures	13	29	15	81
<b>Profit before taxation</b>		<b>6,692</b>	7,698	3,157
Taxation	14	(1,948)	(2,240)	(1,304)
<b>Profit after taxation for the year</b>		<b>4,744</b>	5,458	1,853
Profit attributable to non-controlling interests		179	197	219
Profit attributable to shareholders		4,565	5,261	1,634
		4,744	5,458	1,853
<b>Basic earnings per share (pence)</b>	15	<b>92.9p</b>	104.6p	32.1p
<b>Diluted earnings per share (pence)</b>	15	<b>91.5p</b>	103.2p	31.9p

Comparative information has been restated for consistency of presentation as set out in Note 1, 'Presentation of the financial statements'.

## Consolidated statement of comprehensive income for the year ended 31 December 2012

	2012 £m	2011 £m	2010 £m
Profit for the year	4,744	5,458	1,853
Exchange movements on overseas net assets and net investment hedges	(257)	(299)	166
Reclassification of exchange on liquidation or disposal of overseas subsidiaries	–	(1)	(2)
Fair value movements on available-for-sale investments	77	(20)	94
Deferred tax on fair value movements on available-for-sale investments	(10)	23	(25)
Reclassification of fair value movements on available-for-sale investments	(19)	(29)	1
Deferred tax reversed on reclassification of available-for-sale investments	10	–	(3)
Actuarial losses on defined benefit plans	(781)	(969)	(1)
Deferred tax on actuarial movements in defined benefit plans	221	268	1
Fair value movements on cash flow hedges	(6)	–	(8)
Deferred tax on fair value movements on cash flow hedges	–	–	1
Reclassification of cash flow hedges to income statement	2	1	3
Cash flow hedge reclassified to goodwill	–	–	6
Share of other comprehensive income/(expense) of associates and joint ventures	30	(8)	–
Other comprehensive (expense)/income for the year	(733)	(1,034)	233
<b>Total comprehensive income for the year</b>	<b>4,011</b>	4,424	2,086
Total comprehensive income for the year attributable to:			
Shareholders	3,862	4,271	1,847
Non-controlling interests	149	153	239
<b>Total comprehensive income for the year</b>	<b>4,011</b>	4,424	2,086

**Consolidated balance sheet** as at 31 December 2012

	Notes	2012 £m	2011 £m
<b>Non-current assets</b>			
Property, plant and equipment	17	8,776	8,748
Goodwill	18	4,359	3,754
Other intangible assets	19	10,161	7,802
Investments in associates and joint ventures	20	579	560
Other investments	21	787	590
Deferred tax assets	14	2,385	2,849
Derivative financial instruments	41	54	85
Other non-current assets	22	682	525
<b>Total non-current assets</b>		<b>27,783</b>	24,913
<b>Current assets</b>			
Inventories	23	3,969	3,873
Current tax recoverable	14	103	85
Trade and other receivables	24	5,242	5,576
Derivative financial instruments	41	49	70
Liquid investments	32	81	184
Cash and cash equivalents	25	4,184	5,714
Assets held for sale	26	64	665
<b>Total current assets</b>		<b>13,692</b>	16,167
<b>Total assets</b>		<b>41,475</b>	41,080
<b>Current liabilities</b>			
Short-term borrowings	32	(3,631)	(2,698)
Trade and other payables	27	(8,054)	(7,359)
Derivative financial instruments	41	(63)	(175)
Current tax payable	14	(1,374)	(1,643)
Short-term provisions	29	(693)	(3,135)
<b>Total current liabilities</b>		<b>(13,815)</b>	(15,010)
<b>Non-current liabilities</b>			
Long-term borrowings	32	(14,671)	(12,203)
Deferred tax liabilities	14	(1,004)	(822)
Pensions and other post-employment benefits	28	(3,105)	(3,091)
Other provisions	29	(699)	(499)
Derivative financial instruments	41	(2)	(2)
Other non-current liabilities	30	(1,432)	(626)
<b>Total non-current liabilities</b>		<b>(20,913)</b>	(17,243)
<b>Total liabilities</b>		<b>(34,728)</b>	(32,253)
<b>Net assets</b>		<b>6,747</b>	8,827
<b>Equity</b>			
Share capital	33	1,349	1,387
Share premium account	33	2,022	1,673
Retained earnings	34	652	3,370
Other reserves	34	1,787	1,602
<b>Shareholders' equity</b>		<b>5,810</b>	8,032
Non-controlling interests		937	795
<b>Total equity</b>		<b>6,747</b>	8,827

Approved by the Board on 5 March 2013

**Sir Christopher Gent**  
Chairman

## Financial statements

## Consolidated statement of changes in equity for the year ended 31 December 2012

	Shareholders' equity				Total £m	Non- controlling interests £m	Total equity £m
	Share capital £m	Share premium £m	Retained earnings £m	Other reserves £m			
At 1 January 2010	1,416	1,368	6,321	900	10,005	737	10,742
Profit for the year	–	–	1,634	–	1,634	219	1,853
Other comprehensive income for the year	–	–	144	69	213	20	233
Total comprehensive income for the year	–	–	1,778	69	1,847	239	2,086
Distributions to non-controlling interests	–	–	–	–	–	(118)	(118)
Dividends to shareholders	–	–	(3,205)	–	(3,205)	–	(3,205)
Ordinary shares issued	2	60	–	–	62	–	62
Ordinary shares acquired by ESOP Trusts	–	–	–	(16)	(16)	–	(16)
Ordinary shares transferred by ESOP Trusts	–	–	–	17	17	–	17
Write-down of shares held by ESOP Trusts	–	–	(292)	292	–	–	–
Share-based incentive plans	–	–	175	–	175	–	175
Tax on share-based incentive plans	–	–	2	–	2	–	2
At 31 December 2010	1,418	1,428	4,779	1,262	8,887	858	9,745
Profit for the year	–	–	5,261	–	5,261	197	5,458
Other comprehensive expense for the year	–	–	(969)	(21)	(990)	(44)	(1,034)
Total comprehensive income/(expense) for the year	–	–	4,292	(21)	4,271	153	4,424
Distributions to non-controlling interests	–	–	–	–	–	(234)	(234)
Dividends to shareholders	–	–	(3,406)	–	(3,406)	–	(3,406)
Changes in non-controlling interests	–	–	–	–	–	18	18
Forward contract relating to non-controlling interest	–	–	–	(29)	(29)	–	(29)
Ordinary shares issued	5	245	–	–	250	–	250
Ordinary shares purchased and cancelled or held as Treasury shares	(36)	–	(2,191)	36	(2,191)	–	(2,191)
Ordinary shares acquired by ESOP Trusts	–	–	–	(36)	(36)	–	(36)
Ordinary shares transferred by ESOP Trusts	–	–	–	45	45	–	45
Write-down of shares held by ESOP Trusts	–	–	(345)	345	–	–	–
Share-based incentive plans	–	–	191	–	191	–	191
Tax on share-based incentive plans	–	–	50	–	50	–	50
At 1 January 2012	1,387	1,673	3,370	1,602	8,032	795	8,827
Profit for the year	–	–	4,565	–	4,565	179	4,744
Other comprehensive (expense)/income for the year	–	–	(734)	31	(703)	(30)	(733)
Total comprehensive income for the year	–	–	3,831	31	3,862	149	4,011
Distributions to non-controlling interests	–	–	–	–	–	(171)	(171)
Dividends to shareholders	–	–	(3,814)	–	(3,814)	–	(3,814)
Changes in non-controlling interests	–	–	(382)	–	(382)	164	(218)
Forward contract relating to non-controlling interest	–	–	–	8	8	–	8
Ordinary shares issued	7	349	–	–	356	–	356
Ordinary shares purchased and cancelled or held as Treasury shares	(45)	–	(2,493)	45	(2,493)	–	(2,493)
Ordinary shares acquired by ESOP Trusts	–	–	–	(37)	(37)	–	(37)
Ordinary shares transferred by ESOP Trusts	–	–	–	58	58	–	58
Write-down of shares held by ESOP Trusts	–	–	(80)	80	–	–	–
Share-based incentive plans	–	–	211	–	211	–	211
Tax on share-based incentive plans	–	–	9	–	9	–	9
At 31 December 2012	1,349	2,022	652	1,787	5,810	937	6,747

**Consolidated cash flow statement** for the year ended 31 December 2012

	Notes	2012 £m	2011 £m	2010 £m
<b>Cash flow from operating activities</b>				
Profit after taxation for the year		4,744	5,458	1,853
Adjustments reconciling profit after tax to operating cash flows	36	1,304	2,255	6,778
Cash generated from operations		6,048	7,713	8,631
Taxation paid		(1,673)	(1,463)	(1,834)
Net cash inflow from operating activities		4,375	6,250	6,797
<b>Cash flow from investing activities</b>				
Purchase of property, plant and equipment		(1,051)	(923)	(1,014)
Proceeds from sale of property, plant and equipment		68	100	92
Purchase of intangible assets		(469)	(405)	(621)
Proceeds from sale of intangible assets		1,056	237	126
Purchase of equity investments		(229)	(76)	(279)
Proceeds from sale of equity investments		28	68	27
Purchase of businesses, net of cash acquired	38	(2,235)	(264)	(354)
Investments in associates and joint ventures	38	(99)	(35)	(61)
Proceeds from disposal of subsidiary and interest in associate		–	1,034	–
Decrease in liquid investments		224	30	91
Interest received		30	97	107
Dividends from associates and joint ventures		46	25	18
Net cash outflow from investing activities		(2,631)	(112)	(1,868)
<b>Cash flow from financing activities</b>				
Proceeds from own shares for employee share options		58	45	17
Shares acquired by ESOP Trusts		(37)	(36)	(16)
Issue of share capital	33	356	250	62
Purchase of own shares for cancellation or to be held as Treasury shares		(2,493)	(2,191)	–
Purchase of non-controlling interests		(14)	–	–
Increase in long-term loans		4,430	–	–
Increase in short-term loans		1,743	45	6
Repayment of short-term loans		(2,559)	(8)	(1,296)
Net repayment of obligations under finance leases		(35)	(38)	(45)
Interest paid		(779)	(769)	(775)
Dividends paid to shareholders		(3,814)	(3,406)	(3,205)
Distributions to non-controlling interests		(171)	(234)	(118)
Other financing cash flows		(36)	110	(201)
Net cash outflow from financing activities		(3,351)	(6,232)	(5,571)
Decrease in cash and bank overdrafts	37	(1,607)	(94)	(642)
Cash and bank overdrafts at beginning of year		5,605	5,807	6,368
Exchange adjustments		(92)	(108)	81
Decrease in cash and bank overdrafts		(1,607)	(94)	(642)
Cash and bank overdrafts at end of year		3,906	5,605	5,807
Cash and bank overdrafts at end of year comprise:				
Cash and cash equivalents		4,184	5,714	6,057
Overdrafts		(278)	(109)	(250)
		3,906	5,605	5,807

# Notes to the financial statements

## 1 Presentation of the financial statements

### Description of business

GlaxoSmithKline is a major global healthcare group which is engaged in the creation and discovery, development, manufacture and marketing of pharmaceutical products including vaccines, Over-the-counter (OTC) medicines and health-related consumer products. GSK's principal pharmaceutical products include medicines in the following therapeutic areas: respiratory, anti-virals, central nervous system, cardiovascular and urogenital, metabolic, antibacterials, oncology and emesis, dermatology, rare diseases, immuno-inflammation, vaccines and HIV.

### Compliance with applicable law and IFRS

The financial statements have been prepared in accordance with the Companies Act 2006, Article 4 of the IAS Regulation and International Accounting Standards (IAS) and International Financial Reporting Standards (IFRS) and related interpretations, as adopted by the European Union.

The financial statements are also in compliance with IFRS as issued by the International Accounting Standards Board.

### Composition of financial statements

The consolidated financial statements are drawn up in Sterling, the functional currency of GlaxoSmithKline plc, and in accordance with IFRS accounting presentation. The financial statements comprise:

- Consolidated income statement
- Consolidated statement of comprehensive income
- Consolidated balance sheet
- Consolidated statement of changes in equity
- Consolidated cash flow statement
- Notes to the financial statements.

### Composition of the Group

A list of the subsidiary and associated undertakings which, in the opinion of the Directors, principally affected the amount of profit or the net assets of the Group is given in Note 43, 'Principal Group companies'.

### Accounting principles and policies

The financial statements have been prepared using the historical cost convention modified by the revaluation of certain items, as stated in the accounting policies, and on a going concern basis.

The financial statements have been prepared in accordance with the Group's accounting policies approved by the Board and described in Note 2, 'Accounting principles and policies'. Information on the application of these accounting policies, including areas of estimation and judgement is given in Note 3, 'Key accounting judgements and estimates'.

The preparation of the financial statements in conformity with generally accepted accounting principles requires management to make estimates and assumptions that affect the reported amounts of assets and liabilities and disclosure of contingent assets and liabilities at the date of the financial statements and the reported amounts of revenues and expenses during the reporting period. Actual results could differ from those estimates.

As set out in Note 6, 'Segment information' the segments for which turnover and operating profit are disclosed have been amended to reflect changes in the Group's internal management structure together with certain changes to the therapeutic classifications of turnover by product. In addition, charges for amortisation and impairment of intangible assets related to marketed products are now reported in cost of sales rather than in SG&A. Comparative information has been restated accordingly. The adjustment for 2011 increases cost of sales and decreases SG&A by £316 million from the amounts previously reported.

### Implementation of new accounting standards

With effect from 1 January 2012, GSK has implemented amendments to IFRS 7 'Disclosures – Transfers of financial assets' and IAS 12 'Deferred tax: recovery of underlying assets'. These revisions had no material impact on the current period.

### Financial period

These financial statements cover the financial year from 1 January to 31 December 2012, with comparative figures for the financial years from 1 January to 31 December 2011 and, where appropriate, from 1 January to 31 December 2010.

### Parent company financial statements

The financial statements of the parent company, GlaxoSmithKline plc, have been prepared in accordance with UK GAAP and with UK accounting presentation. The company balance sheet is presented on page 220 and the accounting policies are given on page 221.

## 2 Accounting principles and policies

### Consolidation

The consolidated financial statements include:

- the assets and liabilities, and the results and cash flows, of the company and its subsidiaries, including ESOP Trusts
- the Group's share of the results and net assets of associates and joint ventures.

The financial statements of entities consolidated are made up to 31 December each year.

Entities over which the Group has the power to govern the financial and operating policies are accounted for as subsidiaries. Where the Group has the ability to exercise joint control, the entities are accounted for as joint ventures, and where the Group has the ability to exercise significant influence, they are accounted for as associates. The results and assets and liabilities of associates and joint ventures are incorporated into the consolidated financial statements using the equity method of accounting.

Interests acquired in entities are consolidated from the date the Group acquires control and interests sold are de-consolidated from the date control ceases.



## 2 Accounting principles and policies continued

Transactions and balances between subsidiaries are eliminated and no profit before tax is taken on sales between subsidiaries until the products are sold to customers outside the Group. The relevant proportion of profits on transactions with joint ventures and associates is also deferred until the products are sold to third parties. Transactions with non-controlling interests are recorded directly in equity. Deferred tax relief on unrealised intra-Group profit is accounted for only to the extent that it is considered recoverable.

Goodwill is capitalised as a separate item in the case of subsidiaries and as part of the cost of investment in the case of joint ventures and associates. Goodwill is denominated in the currency of the operation acquired.

Where the cost of acquisition is below the fair value of the net assets acquired, the difference is recognised directly in the income statement.

### Business combinations

Business combinations are accounted for using the acquisition accounting method. Identifiable assets, liabilities and contingent liabilities acquired are measured at fair value at acquisition date. The consideration transferred is measured at fair value and includes the fair value of any contingent consideration. Where the consideration transferred exceeds the fair value of the net assets, liabilities and contingent liabilities acquired together with the non-controlling interest, the excess is recorded as goodwill. The costs of acquisition are charged to the income statement in the period in which they are incurred.

Where not all of the equity of a subsidiary is acquired the non-controlling interest is recognised either at fair value or at the non-controlling interest's share of the net assets of the subsidiary, on a case-by-case basis. Changes in the Group's ownership percentage of subsidiaries are accounted for within equity.

### Foreign currency translation

Foreign currency transactions are booked in the functional currency of the Group company at the exchange rate ruling on the date of transaction. Foreign currency monetary assets and liabilities are retranslated into the functional currency at rates of exchange ruling at the balance sheet date. Exchange differences are included in the income statement.

On consolidation, assets and liabilities, including related goodwill, of overseas subsidiaries, associates and joint ventures, are translated into Sterling at rates of exchange ruling at the balance sheet date. The results and cash flows of overseas subsidiaries, associates and joint ventures are translated into Sterling using average rates of exchange.

Exchange adjustments arising when the opening net assets and the profits for the year retained by overseas subsidiaries, associates and joint ventures are translated into Sterling, less exchange differences arising on related foreign currency borrowings which hedge the Group's net investment in these operations, are taken to a separate component of equity.

When translating into Sterling the assets, liabilities, results and cash flows of overseas subsidiaries, associates and joint ventures which are reported in currencies of hyper-inflationary economies, adjustments are made where material to reflect current price levels. Any loss on net monetary assets is charged to the consolidated income statement.

## Revenue

Revenue is recognised in the income statement when goods or services are supplied or made available to external customers against orders received, title and risk of loss is passed to the customer, reliable estimates can be made of relevant deductions and all relevant obligations have been fulfilled, such that the earnings process is regarded as being complete.

Turnover represents net invoice value after the deduction of discounts and allowances given and accruals for estimated future rebates and returns. The methodology and assumptions used to estimate rebates and returns are monitored and adjusted regularly in the light of contractual and legal obligations, historical trends, past experience and projected market conditions. Market conditions are evaluated using wholesaler and other third-party analyses, market research data and internally generated information. Value added tax and other sales taxes are excluded from revenue.

Where the Group co-promotes a product and the third party records the sale, the Group records its share of revenue as co-promotion income within turnover. The nature of co-promotion activities is such that the Group records no costs of sales. Pharmaceutical turnover includes co-promotion revenue of £234 million (2011 – £221 million; 2010 – £294 million).

Royalty income is recognised on an accruals basis in accordance with the terms of the relevant licensing agreements.

### Expenditure

Expenditure is recognised in respect of goods and services received when supplied in accordance with contractual terms. Provision is made when an obligation exists for a future liability in respect of a past event and where the amount of the obligation can be reliably estimated. Manufacturing start-up costs between validation and the achievement of normal production are expensed as incurred. Advertising and promotion expenditure is charged to the income statement as incurred. Shipment costs on inter-company transfers are charged to cost of sales; distribution costs on sales to customers are included in selling, general and administrative expenditure.

Restructuring costs are recognised and provided for, where appropriate, in respect of the direct expenditure of a business reorganisation where the plans are sufficiently detailed and well advanced, and where appropriate communication to those affected has been undertaken.

### Research and development

Research and development expenditure is charged to the income statement in the period in which it is incurred. Development expenditure is capitalised when the criteria for recognising an asset are met, usually when a regulatory filing has been made in a major market and approval is considered highly probable. Property, plant and equipment used for research and development is capitalised and depreciated in accordance with the Group's policy.

### Environmental expenditure

Environmental expenditure related to existing conditions resulting from past or current operations and from which no current or future benefit is discernible is charged to the income statement. The Group recognises its liability on a site-by-site basis when it can be reliably estimated. This liability includes the Group's portion of the total costs and also a portion of other potentially responsible parties' costs when it is probable that they will not be able to satisfy their respective shares of the clean-up obligation. Recoveries of reimbursements are recorded as assets when virtually certain.

## Notes to the financial statements

### 2 Accounting principles and policies continued

#### Legal and other disputes

Provision is made for the anticipated settlement costs of legal or other disputes against the Group where an outflow of resources is considered probable and a reliable estimate can be made of the likely outcome. In addition, provision is made for legal or other expenses arising from claims received or other disputes. In respect of product liability claims related to certain products, there is sufficient history of claims made and settlements to enable management to make a reliable estimate of the provision required to cover unasserted claims. In certain cases, an incurred but not reported (IBNR) actuarial technique is used to determine this estimate.

The Group may become involved in legal proceedings, in respect of which it is not possible to make a reliable estimate of the expected financial effect, if any, that could result from ultimate resolution of the proceedings. In these cases, appropriate disclosure about such cases would be included but no provision would be made. Costs associated with claims made by the Group against third parties are charged to the income statement as they are incurred.

#### Pensions and other post-employment benefits

The costs of providing pensions under defined benefit schemes are calculated using the projected unit credit method and spread over the period during which benefit is expected to be derived from the employees' services, consistent with the advice of qualified actuaries. Pension obligations are measured as the present value of estimated future cash flows discounted at rates reflecting the yields of high quality corporate bonds.

Pension scheme assets are measured at fair value at the balance sheet date. Actuarial gains and losses, differences between the expected and actual returns of assets and the effect of changes in actuarial assumptions, are recognised in the statement of comprehensive income in the year in which they arise.

The Group's contributions to defined contribution plans are charged to the income statement as incurred. The costs of other post-employment liabilities are calculated in a similar way to defined benefit pension schemes and spread over the period during which benefit is expected to be derived from the employees' services, in accordance with the advice of qualified actuaries.

#### Employee share plans

Incentives in the form of shares are provided to employees under share option and share award schemes.

The fair values of these options and awards are calculated at their grant dates using a Black-Scholes option pricing model and charged to the income statement over the relevant vesting periods.

The Group provides finance to ESOP Trusts to purchase company shares on the open market to meet the obligation to provide shares when employees exercise their options or awards. Costs of running the ESOP Trusts are charged to the income statement. Shares held by the ESOP Trusts are deducted from other reserves. A transfer is made between other reserves and retained earnings over the vesting periods of the related share options or awards to reflect the ultimate proceeds receivable from employees on exercise.

#### Property, plant and equipment

Property, plant and equipment (PP&E) is stated at the cost of purchase or construction less provisions for depreciation and impairment. Financing costs are capitalised within the cost of qualifying assets in construction.

Depreciation is calculated to write off the cost less residual value of PP&E, excluding freehold land, using the straight-line basis over the expected useful life. Residual values and lives are reviewed, and where appropriate adjusted, annually. The normal expected useful lives of the major categories of PP&E are:

Freehold buildings	20 to 50 years
Leasehold land and buildings	Lease term or 20 to 50 years
Plant and machinery	10 to 20 years
Equipment and vehicles	3 to 10 years

On disposal of PP&E, the cost and related accumulated depreciation and impairments are removed from the financial statements and the net amount, less any proceeds, is taken to the income statement.

#### Leases

Leasing agreements which transfer to the Group substantially all the benefits and risks of ownership of an asset are treated as finance leases, as if the asset had been purchased outright. The assets are included in PP&E or computer software and the capital elements of the leasing commitments are shown as obligations under finance leases. Assets held under finance leases are depreciated on a basis consistent with similar owned assets or the lease term if shorter. The interest element of the lease rental is included in the income statement. All other leases are operating leases and the rental costs are charged to the income statement on a straight-line basis over the lease term.

#### Goodwill

Goodwill is stated at cost less impairments. Goodwill is deemed to have an indefinite useful life and is tested for impairment at least annually.

Where the fair value of the interest acquired in an entity's assets, liabilities and contingent liabilities exceeds the consideration paid, this excess is recognised immediately as a gain in the income statement.

#### Other intangible assets

Intangible assets are stated at cost less provisions for amortisation and impairments.

Licences, patents, know-how and marketing rights separately acquired or acquired as part of a business combination are amortised over their estimated useful lives, generally not exceeding 20 years, using the straight-line basis, from the time they are available for use. The estimated useful lives for determining the amortisation charge take into account patent lives, where applicable, as well as the value obtained from periods of non-exclusivity. Asset lives are reviewed, and where appropriate adjusted, annually. Contingent milestone payments are recognised at the point that the contingent event becomes certain. Any development costs incurred by the Group and associated with acquired licences, patents, know-how or marketing rights are written off to the income statement when incurred, unless the criteria for recognition of an internally generated intangible asset are met, usually when a regulatory filing has been made in a major market and approval is considered highly probable.

## 2 Accounting principles and policies continued

Acquired brands are valued independently as part of the fair value of businesses acquired from third parties where the brand has a value which is substantial and long-term and where the brands either are contractual or legal in nature or can be sold separately from the rest of the businesses acquired. Brands are amortised over their estimated useful lives of up to 20 years, except where it is considered that the useful economic life is indefinite.

The costs of acquiring and developing computer software for internal use and internet sites for external use are capitalised as intangible fixed assets where the software or site supports a significant business system and the expenditure leads to the creation of a durable asset. ERP systems software is amortised over seven to ten years and other computer software over three to five years.

### Impairment of non-current assets

The carrying values of all non-current assets are reviewed for impairment, either on a stand-alone basis or as part of a larger cash generating unit, when there is an indication that the assets might be impaired. Additionally, goodwill, intangible assets with indefinite useful lives and intangible assets which are not yet available for use are tested for impairment annually. Any provision for impairment is charged to the income statement in the year concerned.

Impairments of goodwill are not reversed. Impairment losses on other non-current assets are only reversed if there has been a change in estimates used to determine recoverable amounts and only to the extent that the revised recoverable amounts do not exceed the carrying values that would have existed, net of depreciation or amortisation, had no impairments been recognised.

### Investments in associates and joint ventures

Investments in associates and joint ventures are carried in the consolidated balance sheet at the Group's share of their net assets at date of acquisition and of their post-acquisition retained profits or losses together with any goodwill arising on the acquisition.

### Available-for-sale investments

Liquid investments and other investments are classified as available-for-sale investments and are initially recorded at fair value plus transaction costs and then remeasured at subsequent reporting dates to fair value. Unrealised gains and losses on available-for-sale investments are recognised directly in other comprehensive income. Impairments arising from the significant or prolonged decline in fair value of an equity investment reduce the carrying amount of the asset directly and are charged to the income statement.

On disposal or impairment of the investments, any gains and losses that have been deferred in other comprehensive income are reclassified to the income statement. Dividends on equity investments are recognised in the income statement when the Group's right to receive payment is established. Equity investments are recorded in non-current assets unless they are expected to be sold within one year.

Purchases and sales of equity investments are accounted for on the trade date and purchases and sales of other available-for-sale investments are accounted for on settlement date.

### Inventories

Inventories are included in the financial statements at the lower of cost (including raw materials, direct labour, other direct costs and related production overheads) and net realisable value. Cost is generally determined on a first in, first out basis. Pre-launch inventory is held as an asset when there is a high probability of regulatory approval for the product. Before that point a provision is made against the carrying value to its recoverable amount; the provision is then reversed at the point when a high probability of regulatory approval is determined.

### Trade receivables

Trade receivables are carried at original invoice amount less any provisions for doubtful debts. Provisions are made where there is evidence of a risk of non-payment, taking into account ageing, previous experience and general economic conditions. When a trade receivable is determined to be uncollectable it is written off, firstly against any provision available and then to the income statement.

Subsequent recoveries of amounts previously provided for are credited to the income statement. Long-term receivables are discounted where the effect is material.

### Trade payables

Trade payables are initially recognised at fair value and then held at amortised cost which equates to nominal value. Long-term payables are discounted where the effect is material.

### Cash and cash equivalents

Cash and cash equivalents comprise cash in hand, current balances with banks and similar institutions and highly liquid investments generally with maturities of three months or less. They are readily convertible into known amounts of cash and have an insignificant risk of changes in value.

### Borrowings

All borrowings are initially recorded at the amount of proceeds received, net of transaction costs. Borrowings are subsequently carried at amortised cost, with the difference between the proceeds, net of transaction costs, and the amount due on redemption being recognised as a charge to the income statement over the period of the relevant borrowing.

### Taxation

Current tax is provided at the amounts expected to be paid applying tax rates that have been enacted or substantively enacted by the balance sheet date.

Deferred tax is provided in full, using the liability method, on temporary differences arising between the tax bases of assets and liabilities and their carrying amounts in the financial statements. Deferred tax assets are recognised to the extent that it is probable that future taxable profits will be available against which the temporary differences can be utilised. Deferred tax is provided on temporary differences arising on investments in subsidiaries, associates and joint ventures, except where the timing of the reversal of the temporary difference can be controlled and it is probable that the temporary difference will not reverse in the foreseeable future. Deferred tax is provided using rates of tax that have been enacted or substantively enacted by the balance sheet date.

## Notes to the financial statements

### 2 Accounting principles and policies continued

#### Derivative financial instruments and hedging

Derivative financial instruments are used to manage exposure to market risks. The principal derivative instruments used by GSK are foreign currency swaps, interest rate swaps and forward foreign exchange contracts. The Group does not hold or issue derivative financial instruments for trading or speculative purposes.

Derivative financial instruments are classified as held-for-trading and are carried in the balance sheet at fair value. Derivatives designated as hedging instruments are classified on inception as cash flow hedges, net investment hedges or fair value hedges.

Changes in the fair value of derivatives designated as cash flow hedges are recognised in other comprehensive income to the extent that the hedges are effective. Ineffective portions are recognised in profit or loss immediately. Amounts deferred in other comprehensive income are reclassified to the income statement when the hedged item affects profit or loss.

Net investment hedges are accounted for in a similar way to cash flow hedges.

Changes in the fair value of derivatives designated as fair value hedges are recorded in the income statement, together with the changes in the fair value of the hedged asset or liability.

Changes in the fair value of any derivative instruments that do not qualify for hedge accounting are recognised immediately in the income statement.

#### Discounting

Where the time effect of money is material, balances are discounted to current values using appropriate rates of interest. The unwinding of the discounts is recorded in finance income and finance expense.

### 3 Key accounting judgements and estimates

In preparing the financial statements, management is required to make estimates and assumptions that affect the amounts of assets, liabilities, revenue and expenses reported in the financial statements. Actual amounts and results could differ from those estimates. The following are considered to be the key accounting judgements and estimates made.

#### Turnover

Revenue is recognised when title and risk of loss is passed to the customer, reliable estimates can be made of relevant deductions and all relevant obligations have been fulfilled, such that the earnings process is regarded as being complete.

Gross turnover is reduced by rebates, discounts, allowances and product returns given or expected to be given, which vary by product arrangements and buying groups. These arrangements with purchasing organisations are dependent upon the submission of claims some time after the initial recognition of the sale. Accruals are made at the time of sale for the estimated rebates, discounts or allowances payable or returns to be made, based on available market information and historical experience.

Because the amounts are estimated they may not fully reflect the final outcome, and the amounts are subject to change dependent upon, amongst other things, the types of buying group and product sales mix.

The level of accrual is reviewed and adjusted regularly in the light of contractual and legal obligations, historical trends, past experience and projected market conditions. Market conditions are evaluated using wholesaler and other third-party analyses, market research data and internally generated information. Future events could cause the assumptions on which the accruals are based to change, which could affect the future results of the Group.

#### Taxation

Current tax is provided at the amounts expected to be paid, and deferred tax is provided on temporary differences between the tax bases of assets and liabilities and their carrying amounts, at the rates that have been enacted or substantively enacted by the balance sheet date.

Deferred tax assets are recognised to the extent that it is probable that future taxable profits will be available against which the temporary differences can be utilised, based on management's assumptions relating to the amounts and timing of future taxable profits. Factors affecting the tax charge in future years are set out in Note 14, 'Taxation'. A 1% change in the Group's effective tax rate in 2012 would have changed the total tax charge for the year by approximately £67 million.

The Group has open tax issues with a number of revenue authorities. Where an outflow of funds is believed to be probable and a reliable estimate of the outcome of the dispute can be made, management provides for its best estimate of the liability. These estimates take into account the specific circumstances of each dispute and relevant external advice, are inherently judgemental and could change substantially over time as new facts emerge and each dispute progresses. Details relating to significant unresolved disputes are set out in Note 14, 'Taxation'. GSK continues to believe that it has made adequate provision for the liabilities likely to arise from open assessments. Where open issues exist the ultimate liability for such matters may vary from the amounts provided and is dependent upon the outcome of negotiations with the relevant tax authorities or, if necessary, litigation proceedings.

#### Legal and other disputes

GSK provides for anticipated settlement costs where an outflow of resources is considered probable and a reliable estimate may be made of the likely outcome of the dispute and legal and other expenses arising from claims against the Group. These estimates take into account the specific circumstances of each dispute and relevant external advice, are inherently judgmental and could change substantially over time as new facts emerge and each dispute progresses. Details of the status and various uncertainties involved in the significant unresolved disputes are set out in Note 44, 'Legal proceedings'.



### 3 Key accounting judgements and estimates *continued*

The company's Directors, having taken legal advice, have established provisions after taking into account the relevant facts and circumstances of each matter and in accordance with accounting requirements. In respect of product liability claims related to certain products there is sufficient history of claims made and settlements to enable management to make a reliable estimate of the provision required to cover unasserted claims. The Group may become involved in legal proceedings, in respect of which it is not possible to make a reliable estimate of the expected financial effect, if any, that will result from ultimate resolution of the proceedings. In these cases, appropriate disclosure about such cases would be included, but no provision would be made and no contingent liability can be quantified. At 31 December 2012 provisions for legal and other disputes amounted to £0.5 billion (2011 – £2.8 billion).

The ultimate liability for legal claims may vary from the amounts provided and is dependent upon the outcome of litigation proceedings, investigations and possible settlement negotiations. The position could change over time and, therefore, there can be no assurance that any losses that result from the outcome of any legal proceedings will not exceed the amount of the provisions reported in the Group's financial statements by a material amount.

#### Property, plant and equipment

As set out in Note 17, 'Property, plant and equipment' the carrying values of property, plant and equipment are tested for impairment when there is an indication that the values of the assets might be impaired. Impairment is determined by reference to the higher of fair value less costs to sell and value in use, measured by assessing risk-adjusted future cash flows over the estimated useful life of the asset, discounted using appropriate interest rates. The ranges of estimated useful lives applied for each category of property, plant and equipment are set out in Note 2, 'Accounting principles and policies'. The assumptions relating to future cash flows, estimated useful lives and discount rates are based on business forecasts and are therefore inherently judgemental. Given the large number of individual items of property, plant and equipment, it is not considered likely that a reasonably possible change in the assumptions applied in the impairment test of any one item would lead to a material adverse effect on the future results of the Group. However, future events could cause the assumptions used in these impairment tests to change, with a consequent adverse effect on the future results of the Group.

#### Goodwill

Goodwill arising on business combinations is capitalised and allocated to an appropriate cash generating unit. It is deemed to have an indefinite life and so is not amortised.

Annual impairment tests of the relevant cash generating units are performed. Impairment tests are based on established market multiples or risk-adjusted future cash flows discounted using appropriate interest rates. The assumptions used in these impairment tests are set out in Note 18, 'Goodwill'.

In each case the valuations indicate sufficient headroom such that a reasonably possible change to key assumptions is unlikely to result in an impairment of the related goodwill. The assumptions relating to future cash flows and discount rates are based on business forecasts and are therefore inherently judgemental. Future events could cause the assumptions used in these impairment tests to change with a consequent adverse effect on the future results of the Group.

#### Other intangible assets

Where intangible assets are acquired by GSK from third parties the costs of acquisition are capitalised. Licences to compounds in development are amortised from the point at which they are available for use, over their estimated useful lives, which may include periods of non-exclusivity. Estimated useful lives are reviewed annually and impairment tests are undertaken if events occur which call into question the carrying values of the assets. Brands acquired with businesses are capitalised independently where they are separable and have an expected life of more than one year. Brands are amortised on a straight-line basis over their estimated useful lives, not exceeding 20 years, except where the end of the useful economic life cannot be foreseen. Where brands are not amortised, they are subject to annual impairment tests.

Both initial valuations and valuations for subsequent impairment tests are based on established market multiples or risk-adjusted future cash flows over the estimated useful life of the asset, where limited, discounted using appropriate interest rates as set out in Note 19, 'Other intangible assets'. The assumptions relating to future cash flows, estimated useful lives and discount rates are based on business forecasts and are therefore inherently judgemental. Future events could cause the assumptions used in these impairment reviews to change with a consequent adverse effect on the future results of the Group.

#### Pensions and other post-employment benefits

The costs of providing pensions and other post-employment benefits are charged to the income statement in accordance with IAS 19 'Employee benefits' over the period during which benefit is derived from the employee's services. The costs are assessed on the basis of assumptions selected by management. These assumptions include future earnings and pension increases, discount rates, expected long term rates of return on assets and mortality rates, and are disclosed in Note 28, 'Pensions and other post-employment benefits'.

The expected long term rates of return on bonds are determined based on the portfolio mix of index-linked, government and corporate bonds. An equity risk premium is added to this for equities.

Discount rates are derived from AA rated corporate bond yields except in countries where there is no deep market in corporate bonds where government bond yields are used. Sensitivity analysis is provided in Note 28, 'Pensions and other post-employment benefits', but a 0.25% reduction in the discount rate would lead to an increase in the net pension deficit of approximately £555 million and an increase in the annual pension cost of approximately £27 million. The selection of different assumptions could affect the future results of the Group.

## Notes to the financial statements

### 4 New accounting requirements

An amendment to IAS 19 'Employee benefits' was issued in June 2011 and will be implemented by GSK from 1 January 2013. The amendment eliminates the ability to defer the recognition of gains and losses (the 'corridor' method), requires remeasurements to be presented in other comprehensive income, requires past service cost to be recognised in the income statement in the year of the plan amendment rather than deferring the portion related to unvested benefits, requires the return on plan assets recognised in the income statement to be calculated using the same rate as the discount rate applied to the pension obligation and makes several other minor accounting and disclosure changes.

The revised Standard is expected to increase the pension charge in 2013 by approximately £160 million. Had the Standard been applied in 2012 it is estimated that the pension charge would have increased by approximately £92 million (2011 – £73 million). The increase in effect in 2013 reflects the reduction in UK and US discount rates compared with 2012.

When the revised Standard is implemented in 2013, prior year information will be restated onto a comparable basis.

The following new and amended accounting standards and IFRIC interpretations have been issued by the IASB and are likely to affect future Annual Reports, although, in their current forms, none is expected to have a material impact on the results or financial position of the Group.

IFRS 10 'Consolidated financial statements' was issued in May 2011 and replaces the parts of IAS 27 'Separate financial statements' that previously dealt with consolidated financial statements and SIC 12 'Consolidation – Special purpose entities'. The Standard uses control as the single basis for determining whether or not an entity should be consolidated.

IFRS 11 'Joint arrangements' was issued in May 2011. The Standard requires an entity to report its share of assets, liabilities, revenue and expenses of a joint operation in its financial statements and to apply the equity method of accounting to joint ventures in its consolidated financial statements.

IFRS 12 'Disclosures of interests in other entities' was issued in May 2011. The Standard requires disclosures related to the financial effects of and risks associated with an entity's investments in subsidiaries, joint arrangements, associates and unconsolidated structured entities.

An amendment to IAS 28 'Investments in associates and joint ventures' was issued in May 2011. The Standard requires the equity method of accounting to be applied to investments in associates and joint ventures in consolidated accounts.

The EU endorsements of IFRS 10, IFRS 11, IFRS 12 and the amended IAS 28 do not require implementation until 1 January 2014, but they will be implemented by GSK from 1 January 2013 in accordance with the IASB's implementation timetable.

IFRS 13 'Fair value measurement' was issued in May 2011 and will be implemented by GSK from 1 January 2013. The Standard provides guidance on fair value measurement and introduces consistent disclosure requirements for those situations where another standard permits or requires fair value measurement.

An amendment to IAS 1 'Presentation of items of other comprehensive income' was issued in June 2011 and will be implemented by GSK from 1 January 2013. This amendment changes some of the required disclosures in the financial statements, particularly in respect of the statement of comprehensive income.

An amendment to IFRS 7 'Disclosures – Offsetting financial assets and financial liabilities' was issued in December 2011 and will be implemented by GSK from 1 January 2013. The amendment requires additional disclosures where financial assets and financial liabilities are offset in the balance sheet.

An amendment to IAS 32 'Offsetting financial assets and financial liabilities' was issued in December 2011 and will be implemented by GSK from 1 January 2014. The amendment provides additional guidance on when financial assets and financial liabilities may be offset.

IFRS 9 'Financial instruments' was first issued in November 2009 and amended in October 2010 and will be implemented by GSK from its current effective date on 1 January 2015. The Standard will eventually replace IAS 39 and covers the classification, measurement and derecognition of financial assets and financial liabilities. The IASB intends to expand IFRS 9 to add new requirements for impairment and hedge accounting and for it to become a complete replacement of IAS 39 in due course.

### 5 Exchange rates

The Group uses the average of exchange rates prevailing during the period to translate the results and cash flows of overseas subsidiaries, joint ventures and associated undertakings into Sterling and period end rates to translate the net assets of those undertakings. The currencies which most influence these translations and the relevant exchange rates were:

	2012	2011	2010
Average rates:			
US\$/£	<b>1.59</b>	1.61	1.55
Euro/£	<b>1.23</b>	1.15	1.16
Yen/£	<b>127</b>	128	136
Period end rates:			
US\$/£	<b>1.63</b>	1.55	1.56
Euro/£	<b>1.23</b>	1.20	1.17
Yen/£	<b>141</b>	120	127



## 6 Segment information

The Group has revised its segment information disclosures to reflect changes in the internal reporting structures with effect from 1 January 2012. The Pharmaceuticals and Vaccines businesses in Emerging Markets and Asia Pacific (excluding Australasia) have been combined into one segment (EMAP). In addition, the classification of certain products has been changed in 2012, including:

- The transfer of OTC dermatology brands acquired with the Stiefel business from the Pharmaceuticals and Vaccines business to Consumer Healthcare in the USA and Europe;
- The creation of a Rare diseases therapy area; and
- The transfer of *Zovirax* from the Dermatology therapy area to the Anti-virals therapy area.

Comparative information has been restated on a consistent basis.

GSK's operating segments are being reported based on the financial information provided to the Chief Executive Officer and the responsibilities of the Corporate Executive Team (CET). Individual members of the CET are responsible for each geographic segment of the Pharmaceuticals and Vaccines business, ViiV Healthcare and the Consumer Healthcare business as a whole, respectively.

R&D investment is essential for the sustainability of the pharmaceutical businesses. However, for segment reporting, the US, Europe, Emerging Markets Asia Pacific and Japan Pharmaceuticals and Vaccines operating profits exclude allocations of globally funded R&D as well as central costs, principally corporate functions and unallocated manufacturing costs. GSK's management reporting process allocates intra-Group profit on a product sale to the market in which that sale is recorded, and the profit analyses below have been presented on that basis.

Other trading and unallocated pharmaceuticals and vaccines includes Canada, Puerto Rico, Australasia, central vaccine tender sales and contract manufacturing sales, together with costs such as vaccines R&D, central dermatology costs and central manufacturing costs not attributed to other segments.

The Pharmaceuticals R&D segment is the responsibility of the Chairman, Research & Development and is reported as a separate segment.

Corporate and other unallocated costs and disposal profits include corporate functions, costs for legal matters, amortisation and impairment of intellectual property, major restructuring costs, acquisition accounting adjustments on major acquisitions, fair value movements on financial instruments and investments, profits on global asset disposals and other items of other operating income.

	2012 £m	2011 (restated) £m	2010 (restated) £m
<b>Turnover by segment</b>			
<b>Pharmaceuticals and Vaccines</b>			
USA	7,000	7,022	7,629
Europe	5,001	5,700	6,479
EMAP	4,736	4,459	4,347
Japan	1,969	2,082	1,959
ViiV Healthcare	1,374	1,569	1,566
Other trading and unallocated	1,241	1,280	1,319
Pharmaceuticals and Vaccines turnover	21,321	22,112	23,299
Consumer Healthcare turnover	5,110	5,275	5,093
	26,431	27,387	28,392

	2012 £m	2011 (restated) £m	2010 (restated) £m
<b>Pharmaceuticals and Vaccines turnover by therapeutic area</b>			
Respiratory	7,291	7,298	7,238
Anti-virals	753	842	1,167
Central nervous system	1,670	1,721	1,753
Cardiovascular and urogenital	2,431	2,454	2,314
Metabolic	171	331	647
Anti-bacterials	1,247	1,390	1,396
Oncology and emesis	798	683	679
Dermatology	850	898	849
Rare diseases	495	463	408
Immuno-inflammation	70	15	–
Other pharmaceuticals	846	951	956
Vaccines	3,325	3,497	4,326
ViiV Healthcare (HIV)	1,374	1,569	1,566
	21,321	22,112	23,299

## Notes to the financial statements

### 6 Segment information continued

	2012 £m	2011 (restated) £m	2010 (restated) £m
<b>Consumer Healthcare turnover by category</b>			
Total wellness	2,008	2,278	2,202
Oral care	1,797	1,711	1,596
Nutrition	1,050	1,025	953
Skin health	255	261	342
	<b>5,110</b>	<b>5,275</b>	<b>5,093</b>

During 2012, US pharmaceuticals and ViiV Healthcare made sales to three wholesalers of approximately £2,447 million (2011 – £2,215 million; 2010 – £2,412 million), £2,303 million (2011 – £2,360 million; 2010 – £2,561 million) and £1,318 million (2011 – £1,374 million; 2010 – £1,642 million) respectively, after allocating final-customer discounts to the wholesalers.

	2012 £m	2011 (restated) £m	2010 (restated) £m
<b>Segment profit</b>			
<b>Pharmaceuticals and Vaccines</b>			
USA	4,786	4,646	5,043
Europe	2,629	3,154	3,743
EMAP	1,564	1,481	1,266
Japan	1,179	1,249	1,234
ViiV Healthcare	849	882	851
Pharmaceuticals R&D	(2,778)	(2,801)	(3,037)
Other trading and unallocated costs	(438)	(272)	(350)
Pharmaceuticals and Vaccines operating profit	7,791	8,339	8,750
Consumer Healthcare operating profit	938	1,084	1,044
Segment profit	8,729	9,423	9,794
Corporate and other unallocated costs and disposal profits	(399)	(620)	(297)
Core operating profit	8,330	8,803	9,497
Non-core items	(938)	(996)	(5,714)
Total operating profit	7,392	7,807	3,783
Finance income	79	90	116
Finance costs	(808)	(799)	(831)
Profit on disposal of interest in associates	–	585	8
Share of after tax profits of associates and joint ventures	29	15	81
Profit before taxation	6,692	7,698	3,157
Taxation	(1,948)	(2,240)	(1,304)
Profit after taxation for the year	4,744	5,458	1,853

	2012 £m	2011 (restated) £m	2010 (restated) £m
<b>Depreciation and amortisation by segment</b>			
<b>Pharmaceuticals and Vaccines</b>			
USA	22	31	33
Europe	24	29	28
EMAP	31	34	30
Japan	7	7	7
ViiV Healthcare	2	4	–
Pharmaceuticals R&D	178	180	217
Other trading and unallocated	553	555	592
Pharmaceuticals and Vaccines depreciation and amortisation	817	840	907
Consumer Healthcare depreciation and amortisation	43	43	41
Segment depreciation and amortisation	860	883	948
Corporate and other unallocated depreciation and amortisation	108	99	84
Core depreciation and amortisation	968	982	1,032
Non-core depreciation and amortisation	477	441	647
Total depreciation and amortisation	1,445	1,423	1,679

## 6 Segment information continued

	2012 £m	2011 (restated) £m	2010 (restated) £m
<b>PP&amp;E, intangible asset and goodwill impairment by segment</b>			
<b>Pharmaceuticals and Vaccines</b>			
USA	1	1	–
Europe	1	1	1
EMAP	1	–	1
Japan	–	1	1
ViiV Healthcare	–	1	–
Pharmaceuticals R&D	2	2	8
Other trading and unallocated	31	45	121
Pharmaceuticals and Vaccines impairment	36	51	132
Consumer Healthcare impairment	–	3	3
Segment impairment	36	54	135
Corporate and other unallocated impairment	18	9	4
Core impairment	54	63	139
Non-core impairment	700	240	226
<b>Total impairment</b>	<b>754</b>	<b>303</b>	<b>365</b>

	2012 £m	2011 (restated) £m	2010 (restated) £m
<b>PP&amp;E and intangible asset impairment reversals by segment</b>			
<b>Pharmaceuticals and Vaccines</b>			
USA	–	–	–
Europe	–	–	–
EMAP	–	–	–
Japan	–	–	–
ViiV Healthcare	–	–	–
Pharmaceuticals R&D	(4)	(3)	(1)
Other trading and unallocated	(60)	(32)	(4)
Pharmaceuticals and Vaccines impairment reversals	(64)	(35)	(5)
Consumer Healthcare impairment reversals	–	–	–
Segment impairment reversals	(64)	(35)	(5)
Corporate and other unallocated core impairment reversals	(3)	–	–
Core impairment reversals	(67)	(35)	(5)
Non-core impairment reversals	(59)	–	(14)
<b>Total impairment reversals</b>	<b>(126)</b>	<b>(35)</b>	<b>(19)</b>

## Notes to the financial statements

### 6 Segment information continued

Net assets by segment	2012 £m	2011 (restated) £m
<b>Pharmaceuticals and Vaccines</b>		
USA	515	580
Europe	887	895
EMAP	2,326	2,332
Japan	409	525
ViiV Healthcare	1,529	754
Pharmaceuticals R&D	650	1,044
Other trading and unallocated	14,713	12,933
Pharmaceuticals and Vaccines net operating assets	21,029	19,063
Consumer Healthcare net operating assets	2,272	2,406
Segment net operating assets	23,301	21,469
Corporate and other unallocated net operating assets	(3,308)	(5,311)
Net operating assets	19,993	16,158
Net debt	(14,037)	(9,003)
Investments in associates and joint ventures	579	560
Derivative financial instruments	38	(22)
Current and deferred taxation	110	469
Assets held for sale	64	665
Net assets	6,747	8,827

The other trading and unallocated pharmaceuticals segment includes assets for the centrally managed pharmaceutical and vaccine manufacturing operations, the depreciation on which, totalling £601 million (2011 – £599 million; 2010 – £616 million) is recovered through the standard cost of product charged to businesses.

### Geographical information

The UK is regarded as being the Group's country of domicile.

Turnover by location of customer	2012 £m	2011 (restated) £m	2010 (restated) £m
UK	1,525	1,612	2,161
USA	8,446	8,684	9,345
Rest of World	16,460	17,091	16,886
External turnover	26,431	27,387	28,392

Turnover by location of subsidiary	2012 £m	2011 £m	2010 £m
UK	3,738	3,850	4,965
USA	11,250	11,797	13,072
Rest of World	19,719	20,986	21,220
Turnover including inter-segment turnover	34,707	36,633	39,257
UK	1,508	1,557	2,032
USA	2,886	3,140	3,717
Rest of World	3,882	4,549	5,116
Inter-segment turnover	8,276	9,246	10,865
UK	2,230	2,293	2,933
USA	8,364	8,657	9,355
Rest of World	15,837	16,437	16,104
External turnover	26,431	27,387	28,392

## 6 Segment information continued

Operating profit by location	2012 £m	2011 £m	2010 £m
UK	1,516	1,063	1,033
USA	1,421	3,298	420
Rest of World	4,455	3,446	2,330
Total operating profit	7,392	7,807	3,783

Net operating assets by location	2012 £m	2011 (restated) £m
UK	2,686	2,927
USA	5,635	2,085
Rest of World	11,672	11,146
Net operating assets	19,993	16,158

Non-current assets by location	2012 £m	2011 (restated) £m
UK	6,888	5,041
USA	7,312	5,881
Rest of World	9,875	10,101
Non-current assets	24,075	21,023

Non-current assets by location excludes amounts relating to other investments, deferred tax assets, derivative financial instruments, pension assets, amounts receivable under insurance contracts and certain other non-current receivables.

## 7 Other operating income

	2012 £m	2011 £m	2010 £m
Milestone income	3	10	7
Impairment of equity investments	(26)	(78)	(65)
Disposal of equity investments	19	10	17
Disposal of businesses and assets and legal settlements	661	322	227
Gain on settlement of pre-existing collaborations on acquisition of HGS	233	–	–
Gain on acquisition of the Shionogi-ViiV Healthcare joint venture	349	–	–
Fair value remeasurements on contingent consideration recognised in business combinations	(13)	–	–
Fair value adjustments on derivative financial instruments	3	10	(6)
Other income	27	4	17
	1,256	278	197

Disposal of businesses, other assets and legal settlements in 2012 includes the profit on the disposal of the non-core Consumer Healthcare brands of £559 million (2011 – £23 million of costs reported associated with the disposal).

The gain on acquisition of the Shionogi-ViiV Healthcare joint venture in 2012 includes a non-cash gain of £256 million arising from the fair value of the Group's existing shareholding together with negative goodwill of £124 million and a loss on settlement of pre-existing relationships of £31 million. See Note 38, 'Acquisitions and disposals'.

Other income in 2012 includes a £30 million non-cash exchange gain in relation to the centralisation of the Group's Pharmaceutical intellectual property and product inventory ownership into the UK.

## Notes to the financial statements

### 8 Operating profit

<b>The following items have been included in operating profit:</b>	<b>2012</b>	2011	2010
	<b>£m</b>	£m	£m
Employee costs (Note 9)	<b>6,843</b>	6,751	6,994
Advertising	<b>839</b>	910	971
Distribution costs	<b>386</b>	432	413
Depreciation of property, plant and equipment	<b>871</b>	893	1,146
Impairment of property, plant and equipment, net of reversals	<b>(68)</b>	155	186
Amortisation of intangible assets	<b>574</b>	530	533
Impairment of intangible assets and goodwill, net of reversals	<b>696</b>	113	160
Net foreign exchange losses	<b>61</b>	25	60
Inventories:			
Cost of inventories included in cost of sales	<b>6,820</b>	6,768	7,014
Write-down of inventories	<b>302</b>	85	305
Reversal of prior year write-down of inventories	<b>(61)</b>	(62)	(66)
Operating lease rentals:			
Minimum lease payments	<b>156</b>	139	136
Contingent rents	<b>14</b>	11	14
Sub-lease payments	<b>3</b>	4	7
Fees payable to the company's auditor and its associates in relation to the Group (see below)	<b>23.2</b>	23.7	22.2

The reversals of prior year write-downs of inventories principally arise from the reassessment of usage or demand expectations prior to inventory expiration.

Included within operating profit are major restructuring charges of £557 million (2011 – £590 million; 2010 – £1,345 million). See Note 10, 'Major restructuring costs'.

<b>Fees payable to the company's auditor and its associates:</b>	<b>2012</b>	2011	2010
	<b>£m</b>	£m	£m
Audit of parent company and consolidated financial statements	<b>3.9</b>	3.7	3.7
Audit of the company's subsidiaries	<b>10.1</b>	10.2	9.5
Audit-related assurance services, including attestation under s.404 of Sarbanes-Oxley Act 2002	<b>3.3</b>	3.4	3.3
Audit and audit-related services	<b>17.3</b>	17.3	16.5
Taxation compliance	<b>0.4</b>	0.2	1.0
Taxation advice	<b>3.2</b>	2.5	1.6
Other assurance services	<b>1.7</b>	2.8	0.8
All other services	<b>0.6</b>	0.9	2.3
	<b>23.2</b>	23.7	22.2

In addition to the above, fees paid in respect of the GSK pension schemes were:

	<b>2012</b>	2011	2010
	<b>£m</b>	£m	£m
Audit	<b>0.6</b>	0.4	0.4
Other services	<b>–</b>	–	–



## 9 Employee costs

	2012 £m	2011 £m	2010 £m
Wages and salaries	5,846	5,312	5,079
Social security costs	643	641	600
Pension and other post-employment costs, including augmentations (Note 28)	3	341	554
Cost of share-based incentive plans	220	198	179
Severance and other costs from integration and restructuring activities	131	259	582
	<b>6,843</b>	<b>6,751</b>	<b>6,994</b>

The Group provides benefits to employees, commensurate with local practice in individual countries, including, in some markets, healthcare insurance, subsidised car schemes and personal life assurance.

The charge for pension and other post-employment costs in the year includes a credit of £395 million following a change in policy relating to discretionary pension increases under certain UK pension schemes and the introduction of a limit on future pensionable pay increases in all UK pension schemes, as set out in Note 28, 'Pensions and other post-employment benefits'.

The cost of share-based incentive plans is analysed as follows:

	2012 £m	2011 £m	2010 £m
Share Value Plan	156	146	119
Performance Share Plan	45	23	21
Share Option plans	11	20	27
Other plans	8	9	12
	<b>220</b>	<b>198</b>	<b>179</b>

The average number of persons employed by the Group (including Directors) during the year was:

	2012 Number	2011 Number	2010 Number
Manufacturing	31,033	30,939	30,883
Selling, general and administration	54,803	53,826	53,778
Research and development	12,845	12,636	13,824
	<b>98,681</b>	<b>97,401</b>	<b>98,485</b>

The average number of Group employees excludes temporary and contract staff. The numbers of Group employees at the end of each financial year are given in the financial record on page 238. The average number of persons employed by GlaxoSmithKline plc in 2012 was nil (2011 – nil).

The compensation of the Directors and Senior Management (members of the CET) in aggregate, was as follows:

	2012 £m	2011 £m	2010 £m
Wages and salaries	20	24	20
Social security costs	2	2	2
Pension and other post-employment costs	3	3	3
Cost of share-based incentive plans	13	11	11
	<b>38</b>	<b>40</b>	<b>36</b>

## Notes to the financial statements

### 10 Major restructuring costs

Major restructuring costs charged in arriving at operating profit include costs arising under the Operational Excellence restructuring programme, initiated in 2007 and expanded in 2009, 2010 and 2011, restructuring costs following the acquisition of Human Genome Sciences, Inc. (HGS) in August 2012 and restructuring costs following the acquisition of Stiefel Laboratories, Inc. in July 2009.

Of the total restructuring costs of £557 million incurred in 2012, £356 million was incurred under the Operational Excellence programme in the following areas:

- Restructuring of the Pharmaceuticals business in Europe leading to staff reductions in sales force and administration.
- Projects to rationalise Core Business Services and to simplify or eliminate processes leading to staff reduction in support functions.
- The closure of a number of manufacturing sites including sites in the USA and India.
- The rationalisation of the Consumer Healthcare business.

Costs of £165 million were incurred under the restructuring programme related to the integration of HGS. The remaining costs of £36 million were incurred under the restructuring programme related to the integration of the Stiefel business.

The analysis of the costs charged to operating profit under these programmes is as follows:

	2012 £m	2011 £m	2010 £m
Increase in provision for major restructuring programmes (see Note 29)	(268)	(249)	(837)
Amount of provision reversed unused (see Note 29)	12	11	40
Impairment losses recognised	(7)	(131)	(75)
Other non-cash charges	(18)	(48)	(240)
Other cash costs	(276)	(173)	(233)
	(557)	(590)	(1,345)

Asset impairments of £7 million (2011 – £131 million; 2010 – £75 million) and other non-cash charges totalling £18 million (2011 – £48 million; 2010 – £240 million) are non-cash items, principally accelerated depreciation where asset lives have been shortened as a result of the major restructuring programmes. All other charges have been or will be settled in cash and include the termination of leases, site closure costs, consultancy and project management fees.

### 11 Finance income

	2012 £m	2011 £m	2010 £m
Interest income arising from:			
cash and cash equivalents	59	63	58
available-for-sale investments	5	7	8
derivatives at fair value through profit or loss	–	–	24
loans and receivables	9	15	13
Realised gains on liquid investments	4	5	–
Fair value adjustments on derivatives at fair value through profit or loss	2	–	13
	79	90	116

All derivatives at fair value through profit or loss other than designated and effective hedging instruments (see Note 41, 'Financial instruments and related disclosures') are classified as held-for-trading financial instruments under IAS 39. Interest income arising from derivatives at fair value through profit or loss relates to swap interest income.

## 12 Finance expense

	2012 £m	2011 £m	2010 £m
Interest expense arising on:			
financial liabilities at amortised cost	(731)	(718)	(767)
derivatives at fair value through profit or loss	(14)	(26)	–
Fair value hedges:			
fair value movements on derivatives designated as hedging instruments	(28)	(12)	26
fair value adjustments on hedged items	27	11	(27)
Fair value movements on other derivatives at fair value through profit or loss	(13)	(15)	(17)
Reclassification of cash flow hedge from other comprehensive income	–	–	(3)
Unwinding of discounts on provisions	(15)	(12)	(18)
Movements on amounts owed to non-controlling interests	(10)	(7)	–
Other finance expense	(24)	(20)	(25)
	<b>(808)</b>	<b>(799)</b>	<b>(831)</b>

All derivatives at fair value through profit or loss other than designated and effective hedging instruments (see Note 41, 'Financial instruments and related disclosures') are classified as held-for-trading financial instruments under IAS 39. Interest expense arising on derivatives at fair value through profit or loss relates to swap interest expense.

## 13 Associates and joint ventures

	2012 £m	2011 £m	2010 £m
Associates:			
Share of after tax profits of Aspen Pharmacare Holdings Limited	58	41	32
Share of after tax profits of Quest Diagnostics Inc.	–	9	79
Share of after tax profits/(losses) of other associates	1	(4)	(7)
	<b>59</b>	<b>46</b>	<b>104</b>
Share of after tax losses of joint ventures	(30)	(31)	(23)
	<b>29</b>	<b>15</b>	<b>81</b>
Share of turnover of joint ventures	203	14	18
Sales to joint ventures and associates	124	104	90

The increase in 2012 primarily relates to the new joint venture, Japan Vaccine Co., Ltd., with Daichi Sankyo Co., Ltd., which started trading in July 2012.

Summarised income statement information in respect of the Group's associates is set out below:

	2012 £m	2011 £m	2010 £m
Total turnover:			
Aspen Pharmacare Holdings Limited	1,280	1,164	1,171
Quest Diagnostics Inc.	–	440	4,754
Others	106	112	65
	<b>1,386</b>	<b>1,716</b>	<b>5,990</b>
Total profit:			
Aspen Pharmacare Holdings Limited	235	231	233
Quest Diagnostics Inc.	–	36	465
Others	(5)	(21)	(23)
	<b>230</b>	<b>246</b>	<b>675</b>

The results of Aspen Pharmacare Holdings Limited included in the summarised income statement information above represent the estimated earnings of the Aspen group in the year.

## Notes to the financial statements

### 14 Taxation

	2012	2011	2010
	£m	£m	£m
<b>Taxation charge based on profits for the year</b>			
UK corporation tax at the UK statutory rate	365	647	82
Less double taxation relief	(180)	(164)	(156)
	185	483	(74)
Overseas taxation	1,521	1,603	1,496
Current taxation	1,706	2,086	1,422
Deferred taxation	242	154	(118)
	1,948	2,240	1,304

	2012	2011	2010
	%	%	%
<b>Reconciliation of the taxation rate on Group profits</b>			
UK statutory rate of taxation	24.5	26.5	28.0
Differences in overseas taxation rates	4.2	2.5	8.1
Benefit of special tax status	(1.7)	(1.4)	(2.6)
R&D credits	(1.1)	(1.6)	(3.7)
Inter-company stock profit	1.1	(0.7)	1.7
Impact of share based payments	–	(0.2)	1.4
Tax on profit of associates	–	–	(1.2)
(Reduction)/increase in tax rate for (recognised)/unrecognised losses	(0.6)	(0.4)	5.5
Other permanent differences	(1.8)	(0.3)	6.2
Prior year items	(2.2)	1.7	(6.5)
Disposal of associate	–	1.7	–
Tax on unremitted earnings	0.4	1.1	–
Restructuring	6.3	0.2	4.4
Tax rate	29.1	29.1	41.3

In 2012, within restructuring there is a charge of £420 million, comprising predominantly deferred tax and hence non cash, relating to centralisation of our Pharmaceutical intellectual property and product inventory ownership into the UK.

The disposal of associate undertaking in 2011 reflected the impact of the disposal of the shareholding in Quest Diagnostics, Inc.

The Group operates in countries where the tax rate differs from the UK tax rate. The impact of these overseas taxes on the overall rate of tax is shown above. Profits arising from certain operations in Singapore are accorded special status and are taxed at reduced rates compared with the normal rates of tax in that territory. The effect of this reduction in the taxation charge increased earnings per share by 2.3p in 2012, 2.1p in 2011 and 1.6p in 2010. The Group is required under IFRS to create a deferred tax asset in respect of unrealised inter-company profit arising on inventory held by the Group at the year-end by applying the tax rate of the country in which the inventory is held (rather than the tax rate of the country where the profit was originally made and the tax paid, which is the practice under UK and US GAAP). As a result of this difference in accounting treatment the Group tax rate on current period inter-company profit under IFRS increased by 1.1% in 2012 (2011 – 0.7% decrease; 2010 – 1.7% increase) arising from changes in the location of work-in-progress and finished goods.

	2012	2011	2010
	£m	£m	£m
<b>Tax on items charged to equity and statement of comprehensive income</b>			
Current taxation			
Share based payments	34	3	–
	34	3	–
Deferred taxation			
Share based payments	(25)	47	2
Defined benefit plans	221	268	1
Fair value movements on cash flow hedges	–	–	1
Fair value movements on available-for-sale investments	–	23	(28)
	196	338	(24)
Total credit/(charge) to equity and statement of comprehensive income	230	341	(24)

All of the above items have been charged to the statement of comprehensive income except for tax on share based payments.

## 14 Taxation continued

### Issues relating to taxation

The integrated nature of the Group's worldwide operations involves significant investment in research and strategic manufacture at a limited number of locations, with consequential cross-border supply routes into numerous end-markets. This gives rise to complexity and delay in negotiations with revenue authorities as to the profits on which individual Group companies are liable to tax. Resolution of such issues is a continuing fact of life for GSK.

During the year, GSK agreed and settled further open years with major tax authorities. In October 2012, the Supreme Court of Canada issued a decision in GSK's case with the Canada Revenue Agency (CRA) regarding ranitidine transfer pricing. The Court rejected the CRA's appeal and sent the case back to the Tax Court for redetermination.

GSK continues to believe that it has made adequate provision for the liabilities likely to arise from periods which are open and not yet agreed by tax authorities. The ultimate liability for such matters may vary from the amounts provided and is dependent upon the outcome of agreements with relevant tax authorities or litigation where appropriate.

Provision for deferred tax liabilities of £109 million have been made in respect of taxation that would arise on the distribution of profits retained by certain overseas subsidiaries. No further provision is made, on the grounds that the Group is able to control the timing of the reversal of remaining temporary differences and it is probable that they will not reverse in the foreseeable future. The aggregate amount of these unremitted profits at the balance sheet date was approximately £18 billion (2011 – £28 billion). The unprovided deferred tax on unremitted earnings at 31 December 2012 is estimated to be £500 million (2011 – £500 million), which relates to taxes payable on repatriation and dividend withholding taxes levied by overseas tax jurisdictions. UK legislation relating to company distributions provides for exemption from tax for most repatriated profits, subject to certain exceptions.

### Movement in deferred tax assets and liabilities

	Accelerated capital allowances £m	Intangibles £m	Intra-group profit £m	Pensions & other post employment benefits £m	Tax losses £m	Legal & other disputes £m	Manu- facturing restruct- uring £m	Stock valuation adjustments £m	Share option and award schemes £m	Other net temporary differences £m	Offset within countries £m	Total £m
Deferred tax assets at 1 January 2012	58	338	1,197	1,249	120	194	79	132	167	893	(1,578)	2,849
Deferred tax liabilities at 1 January 2012	(579)	(1,592)	–	–	–	(91)	(3)	(17)	–	(118)	1,578	(822)
At 1 January 2012	(521)	(1,254)	1,197	1,249	120	103	76	115	167	775	–	2,027
Exchange adjustments (Charge)/credit to income statement	9	37	(65)	(48)	(33)	(5)	(1)	–	(6)	(1)	–	(113)
(Charge)/credit to equity	(11)	410	(53)	(22)	(545)	30	(16)	(150)	(4)	119	–	(242)
Credit to statement of comprehensive income	–	–	–	221	–	–	–	–	–	–	–	221
Acquisitions	–	(1,058)	–	–	703	–	–	–	–	105	–	(250)
Transfer to current tax	–	–	–	(237)	–	–	–	–	–	–	–	(237)
At 31 December 2012	(523)	(1,865)	1,079	1,163	245	128	59	(35)	132	998	–	1,381
Deferred tax assets at 31 December 2012	–	726	1,079	1,163	245	215	63	47	132	1,341	(2,626)	2,385
Deferred tax liabilities at 31 December 2012	(523)	(2,591)	–	–	–	(87)	(4)	(82)	–	(343)	2,626	(1,004)
	(523)	(1,865)	1,079	1,163	245	128	59	(35)	132	998	–	1,381

The deferred tax credit to income relating to changes in tax rates is £52 million (2011 – £11 million, 2010 – £11 million). All other deferred tax movements arise from the origination and reversal of temporary differences. Other net temporary differences mainly include accrued expenses for which a tax deduction is only available on a paid basis.

## Notes to the financial statements

### 14 Taxation continued

Tax losses	Recognised		Unrecognised	
	2012 £m	2011 £m	2012 £m	2011 £m
Trading losses expiring:				
Within 10 years	190	199	150	303
In more than 10 years	421	217	549	494
Available indefinitely	237	81	4,053	4,426
At 31 December	848	497	4,752	5,223
Deferred tax asset	245	120	–	–

In addition, the Group had capital losses at 31 December 2012 of approximately £4.3 billion (2011 – £4.3 billion) in respect of which no deferred tax asset has been recognised. Deferred tax assets are recognised where it is probable that future taxable profit will be available to utilise losses.

#### Factors affecting the tax charge in future years

As a global organisation there are many factors which could affect the future effective tax rate of the Group. The mix of profits across different territories, transfer pricing and other disputes with tax authorities and the location of research and development activity can all have a significant impact on the Group's effective tax rate.

Changes to tax legislation in territories where GSK has business operations could also impact the Group's effective tax rate. The UK Government has enacted some significant changes to the UK taxation system. In December 2012, the UK Government announced that as part of the ongoing phased reduction in the main rate of corporation tax, the main rate will reduce further to 21% from April 2014. The deferred tax movements reflect the reduction in the UK tax rate from 26% to 24% with effect from 1 April 2012, and to 23% with effect from 1 April 2013, as these have been substantively enacted. In July 2012, the UK Government enacted legislation to introduce a patent box regime which will apply a reduced rate of corporation tax to income from patents with effect from April 2013. In July 2012, the UK Government also enacted legislation relating to controlled foreign companies, which will come into effect from 1 January 2013.

In 2012, GSK undertook a restructuring of trading arrangements relating to the centralisation of Pharmaceutical intellectual property and product inventory ownership into the UK. This restructuring of trading arrangements and increased investment in the UK reflects terms that GSK has agreed to in discussions with various tax authorities and has been facilitated by the introduction of the UK Patent Box rules. In particular, GSK has agreed to enter into a bilateral Advance Pricing Agreement with the Internal Revenue Service in the USA and HM Revenue & Customs in the UK, which will give considerable certainty over the Group's future tax affairs. The restructuring will simplify the business and internal trading arrangements by substantially decreasing administrative complexity and will deliver supply chain and working capital efficiencies. Non-cash tax charges totalling approximately £600 million are expected over the next two years arising from the unwinding of deferred profit in inventory, as existing inventory produced prior to the restructuring leaves the supply chain.

### 15 Earnings per share

	2012 pence	2011 pence	2010 pence
Basic earnings per share	92.9	104.6	32.1
Diluted earnings per share	91.5	103.2	31.9

Basic earnings per share has been calculated by dividing the profit attributable to shareholders by the weighted average number of shares in issue during the period after deducting shares held by the ESOP Trusts and Treasury shares. The trustees have waived their rights to dividends on the shares held by the ESOP Trusts.

Diluted earnings per share has been calculated after adjusting the weighted average number of shares used in the basic calculation to assume the conversion of all potentially dilutive shares. A potentially dilutive share forms part of the employee share schemes where its exercise price is below the average market price of GSK shares during the period and any performance conditions attaching to the scheme have been met at the balance sheet date.

The numbers of shares used in calculating basic and diluted earnings per share are reconciled below.

Weighted average number of shares in issue	2012 millions	2011 millions	2010 millions
Basic	4,912	5,028	5,085
Dilution for share options and awards	77	71	43
Diluted	4,989	5,099	5,128



## 16 Dividends

	2012			2011			2010		
	Paid/payable	Dividend per share (pence)	Total dividend £m	Paid/payable	Dividend per share (pence)	Total dividend £m	Paid/payable	Dividend per share (pence)	Total dividend £m
First interim	5 July 2012	17	<b>846</b>	7 July 2011	16	814	8 July 2010	15	764
Second interim	4 October 2012	17	<b>830</b>	6 October 2011	16	809	7 October 2010	15	759
Third interim	3 January 2013	18	<b>870</b>	5 January 2012	17	847	6 January 2011	16	816
Fourth interim	11 April 2013	22	<b>1,062</b>	12 April 2012	21	1,043	7 April 2011	19	967
Annual total		74	<b>3,608</b>		70	3,513		65	3,306
Supplemental				12 April 2012	5	248			
Total		74	<b>3,608</b>		75	3,761		65	3,306

Under IFRS interim dividends are only recognised in the financial statements when paid and not when declared. GSK normally pays a dividend two quarters after the quarter to which it relates and one quarter after it is declared. The 2012 financial statements recognise those dividends paid in 2012, namely the third and fourth interim dividends for 2011, the supplemental dividend for 2011 and the first and second interim dividends for 2012.

The amounts recognised in each year are as follows:

	2012 £m	2011 £m	2010 £m
Dividends to shareholders	<b>3,814</b>	3,406	3,205

## 17 Property, plant and equipment

	Land and buildings £m	Plant, equipment and vehicles £m	Assets in construction £m	Total £m
Cost at 1 January 2011	6,118	10,541	2,236	<b>18,895</b>
Exchange adjustments	(78)	(155)	(15)	<b>(248)</b>
Additions	113	294	654	<b>1,061</b>
Additions through business combinations	18	5	28	<b>51</b>
Capitalised borrowing costs	–	–	8	<b>8</b>
Disposals and write-offs	(91)	(443)	(58)	<b>(592)</b>
Reclassifications	334	339	(757)	<b>(84)</b>
Transfer to assets held for sale	(63)	(192)	(4)	<b>(259)</b>
Cost at 31 December 2011	6,351	10,389	2,092	<b>18,832</b>
Exchange adjustments	(186)	(239)	(57)	<b>(482)</b>
Additions	85	209	871	<b>1,165</b>
Additions through business combinations	18	15	–	<b>33</b>
Capitalised borrowing costs	–	–	9	<b>9</b>
Disposals and write-offs	(250)	(630)	(3)	<b>(883)</b>
Reclassifications	533	376	(977)	<b>(68)</b>
Transfer from assets held for sale	81	49	6	<b>136</b>
Cost at 31 December 2012	6,632	10,169	1,941	<b>18,742</b>

## Notes to the financial statements

## 17 Property, plant and equipment continued

	Land and buildings £m	Plant, equipment and vehicles £m	Assets in construction £m	Total £m
Depreciation at 1 January 2011	(2,289)	(6,959)	–	<b>(9,248)</b>
Exchange adjustments	16	88	–	<b>104</b>
Charge for the year	(202)	(691)	–	<b>(893)</b>
Disposals and write-offs	51	397	–	<b>448</b>
Transfer to assets held for sale	28	124	–	<b>152</b>
Depreciation at 31 December 2011	(2,396)	(7,041)	–	<b>(9,437)</b>
Exchange adjustments	73	164	–	<b>237</b>
Charge for the year	(228)	(643)	–	<b>(871)</b>
Disposals and write-offs	150	491	–	<b>641</b>
Transfer from assets held for sale	(36)	(20)	–	<b>(56)</b>
Depreciation at 31 December 2012	(2,437)	(7,049)	–	<b>(9,486)</b>
Impairment at 1 January 2011	(100)	(438)	(64)	<b>(602)</b>
Exchange adjustments	3	6	1	<b>10</b>
Disposals and write-offs	21	59	–	<b>80</b>
Impairment losses	(66)	(121)	(3)	<b>(190)</b>
Reversal of impairments	4	31	–	<b>35</b>
Transfer to assets held for sale	–	20	–	<b>20</b>
Impairment at 31 December 2011	(138)	(443)	(66)	<b>(647)</b>
Exchange adjustments	3	9	2	<b>14</b>
Disposals and write-offs	21	103	1	<b>125</b>
Impairment losses	(18)	(38)	(2)	<b>(58)</b>
Reversal of impairments	19	104	3	<b>126</b>
Transfer from assets held for sale	(39)	(1)	–	<b>(40)</b>
Impairment at 31 December 2012	(152)	(266)	(62)	<b>(480)</b>
Total depreciation and impairment at 31 December 2011	(2,534)	(7,484)	(66)	<b>(10,084)</b>
Total depreciation and impairment at 31 December 2012	(2,589)	(7,315)	(62)	<b>(9,966)</b>
Net book value at 1 January 2011	3,729	3,144	2,172	<b>9,045</b>
Net book value at 31 December 2011	3,817	2,905	2,026	<b>8,748</b>
<b>Net book value at 31 December 2012</b>	<b>4,043</b>	<b>2,854</b>	<b>1,879</b>	<b>8,776</b>

The net book value at 31 December 2012 of the Group's land and buildings comprises freehold properties £3,611 million (2011 – £3,580 million), properties with leases of 50 years or more £376 million (2011 – £143 million) and properties with leases of less than 50 years £56 million (2011 – £94 million).

Included in land and buildings at 31 December 2012 are leased assets with a cost of £766 million (2011 – £559 million), accumulated depreciation of £315 million (2011 – £303 million), impairment of £19 million (2011 – £19 million) and a net book value of £432 million (2011 – £237 million). Included in plant, equipment and vehicles at 31 December 2012 are leased assets with a cost of £110 million (2011 – £81 million), accumulated depreciation of £55 million (2011 – £64 million), impairment of £nil (2011 – £14 million) and a net book value of £55 million (2011 – £3 million). Some lease agreements include renewal or purchase options or escalation clauses.

The impairment losses principally arise from decisions to rationalise facilities and are calculated based on either fair value less costs to sell or value in use. The value in use calculations determine the net present value of the projected risk-adjusted, post-tax cash flows of the relevant asset or cash generating unit, applying a discount rate of the Group post-tax weighted average cost of capital (WACC) of 7%, adjusted where appropriate for relevant specific risks. Where an impairment is indicated and a pre-tax cash flow calculation is expected to give a materially different result, the test would be reperformed using pre-tax cash flows and a pre-tax discount rate. The Group WACC is equivalent to a pre-tax discount rate of approximately 10%. The impairment losses have been charged to cost of sales £25 million (2011 – £31 million), R&D £9 million (2011 – £89 million) and SG&A £24 million (2011 – £70 million), and include £7 million (2011 – £131 million) arising from the major restructuring programmes.

Reversals of impairment arise from subsequent reviews of the impaired assets where the conditions which gave rise to the original impairments are deemed no longer to apply. All of the reversals have been credited to cost of sales.

## 18 Goodwill

	2012 £m	2011 £m
Cost at 1 January	3,754	3,606
Exchange adjustments	(177)	(30)
Additions through business combinations (Note 38)	873	176
Movements in contingent consideration balances	(91)	2
Cost at 31 December	4,359	3,754
Net book value at 1 January	3,754	3,606
<b>Net book value at 31 December</b>	<b>4,359</b>	<b>3,754</b>

The movement in the contingent consideration balance arises in respect of the acquisition of Pfizer Inc's HIV business on 14 April 2009.

The carrying value of goodwill, translated at year-end exchange rates, is made up of balances arising on acquisition of the following businesses:

	Cash generating unit	2012 £m	2011 £m
Stiefel Laboratories, Inc.	US, Europe, EMAP, Other Pharmaceuticals and Vaccines	845	891
Human Genome Sciences, Inc.	US, Europe, EMAP, Japan, Other Pharmaceuticals and Vaccines	779	–
ID Biomedical Corporation	US, Europe, EMAP, Japan, Other Pharmaceuticals and Vaccines	444	456
Reliant Pharmaceuticals, Inc.	US Pharmaceuticals and Vaccines	429	451
Sirtris Pharmaceuticals, Inc.	US, Europe, EMAP, Japan, Other Pharmaceuticals and Vaccines	291	306
GlaxoSmithKline K.K.	Japan Pharmaceuticals and Vaccines	221	260
Domantis Limited	US, Europe, EMAP, Japan, Other Pharmaceuticals and Vaccines	181	181
Pfizer HIV business	ViiV Healthcare	152	252
CNS, Inc.	Consumer Healthcare	135	142
Maxinutrition Group Holdings Limited	Consumer Healthcare	114	114
Polfa Poznan S.A.	Europe Pharmaceuticals and Vaccines	109	102
Certain businesses from UCB S.A.	EMAP Pharmaceuticals and Vaccines	88	88
Laboratories Phoenix S.A.I.C.yF.	EMAP Pharmaceuticals and Vaccines	55	66
NovaMin Technology, Inc.	Consumer Healthcare	50	52
Others		466	393
		<b>4,359</b>	<b>3,754</b>

The goodwill arising on the acquisition of Stiefel has been allocated to the US, Europe, EMAP and Other Pharmaceuticals and Vaccines cash generating units for impairment testing purposes as the benefits of the acquired business are split between these cash generating units.

The goodwill arising on the acquisitions of Human Genome Sciences, ID Biomedical, Sirtris Pharmaceuticals and Domantis has been split between the US, Europe, EMAP, Japan and Other Pharmaceutical and Vaccines cash generating units for impairment testing purposes as either the benefit of the acquired businesses is split between these cash generating units or the acquired businesses do not generate independent cash flows.

The total of goodwill allocated to US Pharmaceuticals and Vaccines amounted to £1,878 million (2011 – £1,470 million). The amounts allocated to the other cash generating units were not significant relative to the total balance.

## Notes to the financial statements

### 18 Goodwill continued

The recoverable amounts of the cash generating units are assessed using either a fair value less costs to sell model or a value in use model. Value in use is calculated as the net present value of the projected risk-adjusted post-tax cash flows plus a terminal value of the cash generating unit to which the goodwill is allocated. Initially a post-tax discount rate is applied to calculate the net present value of the post-tax cash flows. The discount rate used is based on the Group WACC of 7%, as most cash generating units have integrated operations across large parts of the Group. The discount rate is adjusted where appropriate for specific country or currency risks.

Fair value less costs to sell is calculated using a similar discounted cash flow approach based on the Group's acquisition valuation model. A post-tax discount rate is applied to the projected risk-adjusted post-tax cash flows and terminal value.

Details relating to the discounted cash flow models used in the impairment tests of the Pharmaceuticals and Vaccines and Consumer Healthcare cash generating units are as follows:

Valuation basis	Higher of fair value less costs to sell and value in use		
Key assumptions	Sales growth rates Advertising and promotion investment Profit margins Terminal growth rate Discount rate		
Determination of assumptions	Growth rates are internal forecasts based on both internal and external market information. Margins reflect past experience, adjusted for expected changes. Advertising and promotion investment based on historical levels adjusted for management's view of support needed for innovation and expansion. Terminal growth rates based on management's estimate of future long-term average growth rates. Discount rates based on Group WACC, adjusted where appropriate.		
Period of specific projected cash flows	5 years		
Terminal growth rate and discount rate		Terminal growth rate	Discount rate
	US Pharmaceuticals and Vaccines	1% p.a.	7%
	Europe Pharmaceuticals and Vaccines	1% p.a.	8%
	EMAP Pharmaceuticals and Vaccines	1.5% p.a.	10%
	Japan Pharmaceuticals and Vaccines	0.5% p.a.	6%
	ViiV Healthcare	2.5% p.a.	10%
	Other Pharmaceuticals and Vaccines	1% p.a.	7%
	Consumer Healthcare	3% p.a.	7%

The terminal growth rates do not exceed the long-term projected growth rates for the relevant markets. The terminal growth rates used in the fair value less costs to sell calculations for the cash generating units reflect the impact of future generic competition and take account of new product launches.

The Pharmaceutical and Vaccines cash generating units comprise a collection of smaller cash generating units including assets with indefinite lives with a carrying value of £609 million (2011 – £679 million). The Consumer Healthcare cash generating unit also comprises a collection of smaller cash generating units including brands with indefinite lives with a carrying value of £1.52 billion. (2011 – £1.57 billion).

Details of indefinite life brands are given in Note 19 'Other intangible assets'.

In each case the valuations indicate sufficient headroom such that a reasonably possible change to key assumptions is unlikely to result in an impairment of the related goodwill.

## 19 Other intangible assets

	Computer software £m	Licences, patents, etc. £m	Amortised brands £m	Indefinite life brands £m	Total £m
Cost at 1 January 2011	1,174	7,671	377	2,564	<b>11,786</b>
Exchange adjustments	2	(15)	(2)	(51)	<b>(66)</b>
Capitalised internal development costs	81	–	–	–	<b>81</b>
Additions through business combinations	–	5	62	61	<b>128</b>
Capitalised borrowing costs	5	6	–	–	<b>11</b>
Other additions	17	218	–	–	<b>235</b>
Disposals and asset write-offs	(5)	(106)	–	–	<b>(111)</b>
Reclassifications	84	–	–	–	<b>84</b>
Transfer to assets held for sale	–	(3)	(309)	(296)	<b>(608)</b>
Cost at 31 December 2011	1,358	7,776	128	2,278	<b>11,540</b>
Exchange adjustments	(30)	(233)	(8)	(67)	<b>(338)</b>
Capitalised internal development costs	62	74	–	–	<b>136</b>
Additions through business combinations	2	3,258	–	–	<b>3,260</b>
Capitalised borrowing costs	5	7	–	–	<b>12</b>
Other additions	49	209	–	–	<b>258</b>
Disposals and asset write-offs	(13)	(487)	–	–	<b>(500)</b>
Reclassifications	68	–	–	–	<b>68</b>
Transfer from/(to) assets held for sale	–	–	292	(27)	<b>265</b>
Cost at 31 December 2012	1,501	10,604	412	2,184	<b>14,701</b>
Amortisation at 1 January 2011	(862)	(1,689)	(53)	–	<b>(2,604)</b>
Exchange adjustments	–	3	(2)	–	<b>1</b>
Charge for the year	(89)	(419)	(22)	–	<b>(530)</b>
Disposals and asset write-offs	5	–	–	–	<b>5</b>
Transfer to assets held for sale	–	–	45	–	<b>45</b>
Amortisation at 31 December 2011	(946)	(2,105)	(32)	–	<b>(3,083)</b>
Exchange adjustments	20	70	–	–	<b>90</b>
Charge for the year	(97)	(453)	(24)	–	<b>(574)</b>
Disposals and asset write-offs	11	15	–	–	<b>26</b>
Transfer from assets held for sale	–	–	(50)	–	<b>(50)</b>
Amortisation at 31 December 2012	(1,012)	(2,473)	(106)	–	<b>(3,591)</b>
Impairment at 1 January 2011	(36)	(587)	–	(27)	<b>(650)</b>
Exchange adjustments	1	(5)	–	–	<b>(4)</b>
Impairment losses	(2)	(133)	–	–	<b>(135)</b>
Reversal of impairments	–	22	–	–	<b>22</b>
Disposals and asset write-offs	1	101	–	–	<b>102</b>
Transfer to assets held for sale	–	10	–	–	<b>10</b>
Impairment at 31 December 2011	(36)	(592)	–	(27)	<b>(655)</b>
Exchange adjustments	–	20	2	1	<b>23</b>
Impairment losses	(3)	(536)	(131)	(26)	<b>(696)</b>
Disposals and asset write-offs	–	379	–	–	<b>379</b>
Impairment at 31 December 2012	(39)	(729)	(129)	(52)	<b>(949)</b>
Total amortisation and impairment at 31 December 2011	(982)	(2,697)	(32)	(27)	<b>(3,738)</b>
Total amortisation and impairment at 31 December 2012	(1,051)	(3,202)	(235)	(52)	<b>(4,540)</b>
Net book value at 1 January 2011	276	5,395	324	2,537	<b>8,532</b>
Net book value at 31 December 2011	376	5,079	96	2,251	<b>7,802</b>
<b>Net book value at 31 December 2012</b>	<b>450</b>	<b>7,402</b>	<b>177</b>	<b>2,132</b>	<b>10,161</b>

## Notes to the financial statements

### 19 Other intangible assets continued

Amortisation and impairment losses, net of reversals, have been charged in the income statement as follows:

	Amortisation		Net impairment losses	
	2012 £m	2011 (restated) £m	2012 £m	2011 (restated) £m
Cost of sales	378	304	309	12
Selling, general and administration	97	89	3	3
Research and development	99	137	384	98
	<b>574</b>	<b>530</b>	<b>696</b>	<b>113</b>

The charge for impairments in the year includes the impairments of Horizant, *alli* and the ViiV Healthcare compound, Iersivirine.

The net book value of computer software includes £303 million (2011 – £277 million) of internally generated costs.

Licences, patents, etc. includes a large number of acquired licences, patents, know-how agreements and marketing rights, which are either marketed or in use, or still in development. The net book value includes £8 million (2011 – £5 million) of internally generated costs. Note 38, 'Acquisitions and disposals' gives details of additions through business combinations in the year. The book values of the largest individual items are as follows:

	2012 £m	2011 £m
dolutegravir	1,777	–
Benlysta	1,183	–
FluLaval/Fluviral	549	606
Lovaza	445	536
Selzentry	251	274
Arzerra	276	284
Duac	130	148
Toctino	128	–
Fraxiparine	91	113
Others	2,572	3,118
	<b>7,402</b>	<b>5,079</b>

Indefinite life brands comprise a portfolio of Consumer Healthcare products primarily acquired with the acquisitions of Sterling Winthrop, Inc. in 1994, Block Drug Company, Inc. in 2001 and CNS, Inc. in 2006, together with a number of pharmaceutical brands from the acquisition of Stiefel Laboratories, Inc. in 2009. The book values of the major brands are as follows:

	2012 £m	2011 £m
Panadol	413	424
Sensodyne	256	266
Stiefel trade name	201	209
Breathe Right	191	201
Physiogel	174	169
Polident	108	112
Corega	97	100
Biotene	106	110
Poligrip	66	69
Others	520	591
	<b>2,132</b>	<b>2,251</b>

Each of these brands is considered to have an indefinite life, given the strength and durability of the brand and the level of marketing support. The brands are in relatively similar stable and profitable market sectors, with similar risk profiles, and their size, diversification and market shares mean that the risk of market-related factors causing a reduction in the lives of the brands is considered to be relatively low. The Group is not aware of any material legal, regulatory, contractual, competitive, economic or other factor which could limit their useful lives. Accordingly, they are not amortised.

Each brand is tested annually for impairment applying a fair value less costs to sell methodology, generally using five year post-tax cash flow forecasts with a terminal value calculation and a discount rate equal to the Group post-tax WACC of 7%, adjusted where appropriate for country and currency specific risks. The main assumptions include future sales price and volume growth, product contribution and the future expenditure required to maintain the product's marketability and registration in the relevant jurisdictions. These assumptions are based on past experience and are reviewed as part of management's budgeting and strategic planning cycle for changes in market conditions and sales erosion through competition. The terminal growth rates applied of between nil and 3% are management's estimates of future long-term average growth rates of the relevant markets. In each case the valuations indicate sufficient headroom such that a reasonably possible change to key assumptions is unlikely to result in an impairment of these brands.



## 20 Investments in associates and joint ventures

	Joint ventures £m	Associated undertakings £m	2012 Total £m	Joint ventures £m	Associated undertakings £m	2011 Total £m
At 1 January	29	531	560	54	1,027	1,081
Exchange adjustments	(3)	(32)	(35)	–	(61)	(61)
Additions	58	41	99	33	2	35
Disposals	–	–	–	(25)	(460)	(485)
Transfer from other investments	–	–	–	–	3	3
Distributions received	(25)	(21)	(46)	(2)	(23)	(25)
Other movements	(7)	(21)	(28)	–	(3)	(3)
(Loss)/profit after tax recognised in the consolidated income statement	(30)	59	29	(31)	46	15
At 31 December	22	557	579	29	531	560

The Group held one significant associated undertaking at 31 December 2012.

At 31 December 2012, the Group owned 84.7 million shares or 19% of Aspen Pharmacare Holdings Limited. Aspen, listed on the Johannesburg Stock Exchange, is Africa's largest pharmaceutical manufacturer and a major supplier of branded and generic pharmaceutical, healthcare and nutritional products to the southern African and selected international markets. The investment had a book value at 31 December 2012 of £430 million (2011 – £393 million) and a market value of £1,037 million (2011 – £627 million). Although the Group holds less than 20% of the ownership interest and voting control of Aspen, the Group has the ability to exercise significant influence through both its shareholding and its nominated director's active participation on the Aspen Board of Directors.

Other movements in the year includes deferred profit provided on the sale of the Classic Brands business of a Group market to Aspen.

During 2012, GSK made additional capital contributions of £39 million to the Shionogi-ViiV Healthcare joint venture (2011 – £32 million).

On 29 October 2012, GSK acquired the 50% share of the Shionogi-ViiV Healthcare joint venture previously held by Shionogi & Co Ltd., and from that date has accounted for the entity as a subsidiary company. See Note 38, 'Acquisitions and disposals'.

Summarised balance sheet information in respect of the Group's associates is set out below:

	2012 £m	2011 £m
Total assets:		
Aspen Pharmacare Holdings Limited	2,439	2,165
Others	363	356
	<b>2,802</b>	2,521
Total liabilities:		
Aspen Pharmacare Holdings Limited	(1,085)	(988)
Others	(78)	(84)
	<b>(1,163)</b>	(1,072)
Net assets	<b>1,639</b>	1,449

The summarised balance sheet information in respect of Aspen Pharmacare Holdings Limited is based on preliminary results information and analysts forecasts available at 31 December 2012.

Investments in joint ventures comprise £112 million share of gross assets (2011 – £49 million) and £90 million share of gross liabilities (2011 – £20 million). These principally arise from a 50% interest in one joint venture, Japan Vaccine Co., Ltd., with Daiichi Sankyo Co., Ltd. The joint venture holds the development and commercial rights for existing preventative vaccines from both parent companies. It will supply globally recommended vaccines including Human Papillomavirus (HPV) vaccine, Rotavirus vaccine, Seasonal flu vaccine, Mumps vaccine, Diphtheria Pertussis (DTP) vaccine and Measles Rubella vaccine (MRV) in Japan.

## Notes to the financial statements

### 21 Other investments

	2012 £m	2011 £m
At 1 January	590	711
Exchange adjustments	(31)	(2)
Additions	229	73
Net fair value movements	78	(24)
Impairment losses	(28)	(97)
Transfer to investments in associates and joint ventures	–	(3)
Equity investments converted into subsidiary on acquisition of business	(23)	–
Disposals	(28)	(68)
At 31 December	<b>787</b>	590

Other investments comprise non-current equity investments which are available-for-sale investments recorded at fair value at each balance sheet date. For investments traded in an active market, the fair value is determined by reference to the relevant stock exchange quoted bid price. For other investments, the fair value is estimated by management with reference to relevant available information, including the current market value of similar instruments and discounted cash flows of the underlying net assets. The Group holds a number of equity investments in entities where the Group has entered into research collaborations. Other investments include listed investments of £589 million (2011 – £385 million), the increase primarily arising from additions and fair value adjustments.

Additions in the year include further investments in Theravance Inc. of £146 million.

On disposal of investments, fair value movements are reclassified from equity to the income statement based on average cost for shares acquired at different times.

The impairment losses recorded above have been recognised in the income statement for the year within other operating income, together with amounts reclassified from the fair value reserve on recognition of the impairments. These impairments initially result from prolonged or significant declines in the fair value of the equity investments below acquisition cost, subsequent to which any further declines in fair value are immediately taken to the income statement.

Other investments include assets that have been impaired, as follows:

	2012 £m	2011 £m
Original cost	481	509
Cumulative impairments recognised in the income statement	(381)	(386)
Subsequent fair value increases	71	27
Carrying value at 31 December	<b>171</b>	150

### 22 Other non-current assets

	2012 £m	2011 £m
Amounts receivable under insurance contracts	359	337
Pension schemes in surplus	124	20
Other receivables	199	168
	<b>682</b>	525

### 23 Inventories

	2012 £m	2011 £m
Raw materials and consumables	965	1,114
Work in progress	1,337	1,168
Finished goods	1,667	1,591
	<b>3,969</b>	3,873

## 24 Trade and other receivables

	2012 £m	2011 £m
Trade receivables, net of provision for bad and doubtful debts	4,115	4,441
Prepaid pension contributions	1	2
Other prepayments and accrued income	284	339
Interest receivable	11	8
Employee loans and advances	40	41
Other receivables	791	745
	<b>5,242</b>	<b>5,576</b>

Trade receivables include £257 million (2011 – £293 million) after provision for bad and doubtful debts (£315 million before provision, 2011 – £335 million) due from state hospital authorities in Greece, Ireland, Italy, Portugal and Spain. Trade receivables also include £31 million (2011 – £42 million) due from associates and joint ventures.

	2012 £m	2011 £m
<b>Bad and doubtful debt provision</b>		
At 1 January	152	150
Exchange adjustments	(5)	(2)
Charge for the year	34	56
Subsequent recoveries of amounts provided for	(12)	(49)
Utilised	(4)	(3)
At 31 December	<b>165</b>	<b>152</b>

## 25 Cash and cash equivalents

	2012 £m	2011 £m
Cash at bank and in hand	1,465	841
Short-term deposits	2,719	4,873
	<b>4,184</b>	<b>5,714</b>

## 26 Assets held for sale

	2012 £m	2011 £m
Land and buildings	10	35
Plant, equipment and vehicles	9	48
Assets in construction	–	4
Intangible assets	45	546
Inventory	–	32
	<b>64</b>	<b>665</b>

Non-current assets are transferred to assets held for sale when it is expected that their carrying amounts will be recovered principally through disposal and a sale is considered likely. They are held at the lower of carrying amount and fair value less costs to sell.

The decrease in assets held for sale primarily results from the divestment of certain non-core Consumer Healthcare OTC products and the transfer of retained assets related to *alli* out of assets held for sale.

The disposal of the OTC brands was completed during 2012 for gross proceeds of £950 million. The profit on the disposal was £559 million before tax.

## Notes to the financial statements

### 27 Trade and other payables

	2012 £m	2011 £m
Trade payables	2,666	2,568
Wages and salaries	915	974
Social security	112	112
Other payables	881	304
Deferred income	162	38
Customer return and rebate accruals	1,640	1,669
Other accruals	1,678	1,694
	<b>8,054</b>	<b>7,359</b>

Other payables include £585 million (2011 – £nil) in respect of the maximum potential amount payable to non-controlling shareholders in GSK Consumer Healthcare Ltd, the Group's consumer healthcare subsidiary in India, under a voluntary open offer to purchase additional shares announced in November 2012. The purchase was completed in February 2013 and is discussed in Note 40, 'Post balance sheet events'.

Customer return and rebate accruals are provided for by the Group at the point of sale in respect of the estimated rebates, discounts or allowances payable to customers, principally in the USA. Accruals are made at the time of sale but the actual amounts paid are based on claims made some time after the initial recognition of the sale. As the amounts are estimated they may not fully reflect the final outcome and are subject to change dependent upon, amongst other things, the types of buying group and product sales mix. The level of accrual is reviewed and adjusted quarterly in the light of historical experience of actual rebates, discounts or allowances given and returns made and any changes in arrangements. Future events could cause the assumptions on which the accruals are based to change, which could affect the future results of the Group.

Trade and other payables include £19 million (2011 – £16 million) due to associates and joint ventures.

### 28 Pensions and other post-employment benefits

	2012 £m	2011 £m	2010 £m
<b>Pension and other post-employment costs</b>			
UK pension schemes	(294)	52	158
US pension schemes	58	61	115
Other overseas pensions schemes	133	132	125
Unfunded post-retirement healthcare schemes	106	96	156
	<b>3</b>	<b>341</b>	<b>554</b>
Analysed as:			
Funded defined benefit/hybrid pension schemes	(161)	173	325
Unfunded defined benefit pension schemes	14	26	28
Unfunded post-retirement healthcare schemes	106	96	156
Defined benefit schemes	(41)	295	509
Defined contribution pension schemes	44	46	45
	<b>3</b>	<b>341</b>	<b>554</b>

The reduction in the UK pension scheme cost in 2012 relates to the one-off adjustments arising from the capping of future pensionable salary increases and a change in the basis of future discretionary pension increases from RPI to CPI in certain legacy plans. For further details see page 173.

The costs of the defined benefit pension and post-retirement healthcare schemes are charged in the income statement as follows:

	2012 £m	2011 £m	2010 £m
Cost of sales	(33)	93	117
Selling, general and administration	64	159	254
Research and development	(72)	43	138
	<b>(41)</b>	<b>295</b>	<b>509</b>

GSK entities operate pension arrangements which cover the Group's material obligations to provide pensions to retired employees. These arrangements have been developed in accordance with local practices in the countries concerned. Pension benefits can be provided by state schemes; by defined contribution schemes, whereby retirement benefits are determined by the value of funds arising from contributions paid in respect of each employee; or by defined benefit schemes, whereby retirement benefits are based on employee pensionable remuneration and length of service. Some 'hybrid' defined benefit schemes also include defined contribution sections.

## 28 Pensions and other post-employment benefits continued

Pension costs of defined benefit schemes for accounting purposes have been calculated using the projected unit method. In certain countries pension benefits are provided on an unfunded basis, some administered by trustee companies. Formal, independent, actuarial valuations of the Group's main plans are undertaken regularly, normally at least every three years.

Actuarial movements in the year are recognised through the statement of comprehensive income. Discount rates are derived from AA rated corporate bond yields except in countries where there is no deep market in corporate bonds where government bond yields are used. Discount rates are selected to reflect the term of the expected benefit payments. The expected rate of return on bonds reflects the portfolio mix of index-linked, government and corporate bonds. The expected rate of return on equities represents the Group's long term view and includes a higher risk premium over bonds than in the past reflecting current low bond yields. Projected inflation rate and pension increases are long-term predictions based on the yield gap between long-term index-linked and fixed interest Gilts. In the UK, mortality rates are determined by adjusting the SAPS standard mortality tables to reflect recent scheme experience. These rates are then projected to reflect improvements in life expectancy in line with the CMI projections with a long term rate of improvement of 1% per year for both males and females. In the USA, mortality rates are calculated using the RP2000 fully generational table, projected using scale AA, with the white collar adjustment.

The average life expectancy assumed now for an individual at the age of 60 and projected to apply in 2032 for an individual then at the age of 60 is as follows:

	UK		USA	
	Male Years	Female Years	Male Years	Female Years
Current	27.4	29.6	24.8	26.4
Projected for 2032	29.0	31.2	26.7	27.5

The assets of funded schemes are generally held in separately administered trusts, either as specific assets or as a proportion of a general fund, or are insurance contracts. Assets are invested in different classes in order to maintain a balance between risk and return. Investments are diversified to limit the financial effect of the failure of any individual investment. The Group reviewed the investment strategy of the UK plans in 2011 and the asset allocation for the UK plans has been adjusted to approximately 55% return seeking assets and 45% liability matching assets. The target asset allocation of the US plans is currently 50% return seeking assets and 50% liability matching assets.

In the UK the defined benefit pension schemes operated for the benefit of former Glaxo Wellcome employees and former SmithKline Beecham employees remain separate. These schemes were closed to new entrants in 2001 and subsequent UK employees are entitled to join a defined contribution scheme. In the USA the former Glaxo Wellcome and SmithKline Beecham defined benefit schemes were merged during 2001. In addition, the Group operates a number of post-retirement healthcare schemes, the principal one of which is in the USA.

During 2012, the Group changed its policy towards granting discretionary pension increases in the Smithkline Beecham defined benefit schemes. As a result of the change, discretionary pension increases for pensions accruing prior to 1997 will be based on increases in the Consumer Price Index instead of the Retail Price Index. This change will also apply to revaluation of some of the deferred pensions of certain scheme participants who left service prior to 1991.

In the year, the Group has also introduced a limit for all UK defined benefit schemes of 2% per year on the rate at which pensionable pay may increase. The consequence of this is that those benefits which are related to final pensionable pay are now expected to be lower than was previously the case.

The combined impact of these two changes in 2012 is a credit to the income statement of £395 million and a similar reduction in the pension obligation.

The Group has applied the following financial assumptions in assessing the defined benefit liabilities:

	UK			USA			Rest of World		
	2012 % pa	2011 % pa	2010 % pa	2012 % pa	2011 % pa	2010 % pa	2012 % pa	2011 % pa	2010 % pa
Rate of increase of future earnings	<b>2.00</b>	4.00	4.50	<b>4.00</b>	4.00	4.50	<b>3.00</b>	2.90	3.50
Discount rate	<b>4.40</b>	4.80	5.50	<b>3.80</b>	4.40	5.20	<b>3.30</b>	4.20	4.50
Expected pension increases	<b>3.00</b>	3.00	3.50	<b>n/a</b>	n/a	n/a	<b>1.90</b>	1.90	2.20
Cash balance credit/conversion rate	<b>n/a</b>	n/a	n/a	<b>3.35</b>	3.75	4.20	<b>1.30</b>	1.20	1.30
Inflation rate	<b>3.00</b>	3.00	3.50	<b>2.25</b>	2.25	2.25	<b>1.70</b>	1.60	1.70

## Notes to the financial statements

### 28 Pensions and other post-employment benefits continued

The amounts recorded in the income statement and statement of comprehensive income for the three years ended 31 December 2012 in relation to the defined benefit pension and post-retirement healthcare schemes were as follows:

	UK £m	USA £m	Rest of World £m	Pensions	Post-retirement benefits
				Group £m	Group £m
<b>2012</b>					
Amounts charged to operating profit					
Current service cost	130	66	75	<b>271</b>	<b>36</b>
Past service (credit)/cost	(395)	–	–	<b>(395)</b>	<b>4</b>
Expected return on pension scheme assets	(445)	(131)	(51)	<b>(627)</b>	–
Interest on scheme liabilities	412	123	65	<b>600</b>	<b>66</b>
Settlements and curtailments	4	–	–	<b>4</b>	–
	(294)	58	89	<b>(147)</b>	<b>106</b>
Actuarial (losses)/gains recorded in the statement of comprehensive income	(448)	14	(228)	<b>(662)</b>	<b>(119)</b>

	UK £m	USA £m	Rest of World £m	Pensions	Post-retirement benefits
				Group £m	Group £m
<b>2011</b>					
Amounts charged to operating profit					
Current service cost	123	64	75	262	31
Past service credit	(48)	(1)	–	(49)	(1)
Expected return on pension scheme assets	(465)	(136)	(52)	(653)	–
Interest on scheme liabilities	437	134	64	635	71
Settlements and curtailments	5	–	(1)	4	(5)
	52	61	86	199	96
Actuarial losses recorded in the statement of comprehensive income	(637)	(97)	(102)	(836)	(133)

	UK £m	USA £m	Rest of World £m	Pensions	Post-retirement benefits
				Group £m	Group £m
<b>2010</b>					
Amounts charged to operating profit					
Current service cost	130	68	70	268	31
Past service cost	–	–	–	–	5
Expected return on pension scheme assets	(427)	(134)	(51)	(612)	–
Interest on scheme liabilities	425	151	64	640	73
Settlements and curtailments	30	30	(3)	57	47
	158	115	80	353	156
Actuarial gains/(losses) recorded in the statement of comprehensive income	73	43	(37)	79	(80)

The past service credit of £395 million in 2012 reflects the adjustments related to the capping of future pensionable salary increases and a change in the basis of future discretionary pension increases from RPI to CPI in certain legacy plans. For further details see page 173.

The amounts included within settlements and curtailments include £4 million (2011 – £5 million; 2010 – £110 million) of augmentation costs arising from major restructuring programmes (see Note 29 'Other provisions').

The total actuarial losses recorded in the statement of comprehensive income since 1 January 2003 amount to £3,798 million.



## 28 Pensions and other post-employment benefits continued

A summarised balance sheet presentation of the Group defined benefit pension schemes and other post-retirement benefits is set out in the table below:

	2012 £m	2011 £m	2010 £m
Recognised in Other non-current assets:			
Pension schemes in surplus	124	20	23
Recognised in Pensions and other post-employment benefits:			
Pension schemes in deficit	(1,437)	(1,496)	(1,247)
Post-retirement benefits	(1,668)	(1,595)	(1,425)
	<b>(3,105)</b>	<b>(3,091)</b>	<b>(2,672)</b>

The fair values of the assets and liabilities of the UK and US defined benefit pension schemes, together with aggregated data for other defined benefit pension schemes in the Group are as follows:

	UK		USA		Rest of World		Group
	Expected rate of return %	Fair value £m	Expected rate of return %	Fair value £m	Average expected rate of return %	Fair value £m	Fair value £m
<b>At 31 December 2012</b>							
Equities	8.00	5,270	7.75	1,018	7.20	276	<b>6,564</b>
Property	7.00	265	6.75	116	6.50	5	<b>386</b>
Bonds	3.40	3,493	3.75	1,013	2.60	676	<b>5,182</b>
Other assets	3.60	953	0.25	374	3.20	420	<b>1,747</b>
Fair value of assets		9,981		2,521		1,377	<b>13,879</b>
Present value of scheme obligations		(10,298)		(2,979)		(1,914)	<b>(15,191)</b>
		(317)		(458)		(537)	<b>(1,312)</b>
Unrecognised past service cost		–		(1)		–	<b>(1)</b>
Recognised on the balance sheet		(317)		(459)		(537)	<b>(1,313)</b>
Included in other non-current assets		103		–		21	<b>124</b>
Included in pensions and other post-employment benefits		(420)		(459)		(558)	<b>(1,437)</b>
		(317)		(459)		(537)	<b>(1,313)</b>
Actual return on plan assets		665		308		116	<b>1,089</b>

In December 2010, the UK scheme purchased an insurance contract that will guarantee payment of specified pensioner liabilities. This is included within 'Other assets' and the 'Present value of scheme obligations' in the table above at a value of £751 million (2011 – £735 million).

	UK		USA		Rest of World		Group
	Expected rate of return %	Fair value £m	Expected rate of return %	Fair value £m	Average expected rate of return %	Fair value £m	Fair value £m
<b>At 31 December 2011</b>							
Equities	8.00	4,349	8.25	907	7.30	254	5,510
Property	7.00	274	7.25	163	7.00	6	443
Bonds	3.40	3,354	4.00	1,224	3.00	673	5,251
Other assets	3.35	1,142	0.25	161	3.30	351	1,654
Fair value of assets		9,119		2,455		1,284	12,858
Present value of scheme obligations		(9,779)		(2,945)		(1,610)	(14,334)
		(660)		(490)		(326)	(1,476)
Unrecognised past service cost		–		(1)		1	–
Recognised on the balance sheet		(660)		(491)		(325)	(1,476)
Included in other non-current assets		–		–		20	20
Included in pensions and other post-employment benefits		(660)		(491)		(345)	(1,496)
		(660)		(491)		(325)	(1,476)
Actual return on plan assets		285		188		20	493

## Notes to the financial statements

## 28 Pensions and other post-employment benefits continued

	UK		USA		Rest of World		Group	
	Expected rate of return %	Fair value £m	Expected rate of return %	Fair value £m	Average expected rate of return %	Fair value £m	Fair value £m	Fair value £m
<b>At 31 December 2010</b>								
Equities	8.00	4,698	8.25	1,092	7.40	251	6,041	
Property	7.00	272	7.25	147	7.00	6	425	
Bonds	4.50	2,460	4.75	1,012	3.10	572	4,044	
Other assets	3.50	1,188	0.25	59	3.80	399	1,646	
Fair value of assets		8,618		2,310		1,228	12,156	
Present value of scheme obligations		(9,119)		(2,781)		(1,479)	(13,379)	
		(501)		(471)		(251)	(1,223)	
Unrecognised past service cost		–		(2)		1	(1)	
Recognised on the balance sheet		(501)		(473)		(250)	(1,224)	
Included in other non-current assets		–		–		23	23	
Included in pensions and other post-employment benefits		(501)		(473)		(273)	(1,247)	
		(501)		(473)		(250)	(1,224)	
Actual return on plan assets		881		240		43	1,164	

	Pensions				Post-retirement benefits	
	UK £m	USA £m	Rest of World £m	Group £m	Group £m	Group £m
Movements in fair values of assets						
Assets at 1 January 2010	7,499	2,072	1,123	10,694	–	–
Exchange adjustments	–	66	26	92	–	–
Expected return on assets	427	134	51	612	–	–
Actuarial gains	454	106	(8)	552	–	–
Employer contributions	531	175	108	814	60	60
Scheme participants' contributions	20	–	8	28	13	13
Benefits paid	(313)	(243)	(80)	(636)	(73)	(73)
Assets at 31 December 2010	8,618	2,310	1,228	12,156	–	–
Exchange adjustments	–	18	(10)	8	–	–
Expected return on assets	465	136	52	653	–	–
Actuarial (losses)/gains	(180)	52	(32)	(160)	–	–
Employer contributions	530	146	108	784	70	70
Scheme participants' contributions	7	–	9	16	12	12
Benefits paid	(321)	(207)	(71)	(599)	(82)	(82)
Assets at 31 December 2011	9,119	2,455	1,284	12,858	–	–
Exchange adjustments	–	(125)	(54)	(179)	–	–
Expected return on assets	445	131	51	627	–	–
Actuarial (losses)/gains	220	177	65	462	–	–
Employer contributions	497	52	86	635	76	76
Scheme participants' contributions	33	–	9	42	15	15
Benefits paid	(333)	(169)	(58)	(560)	(91)	(91)
Settlements and curtailments	–	–	(6)	(6)	–	–
Assets at 31 December 2012	9,981	2,521	1,377	13,879	–	–

The UK defined benefit schemes include defined contribution sections with account balances totalling £1,112 million at 31 December 2012 (2011 – £957 million; 2010 – £961 million).

During 2012, the Group made special funding contributions to the UK pension schemes totalling £366 million (2011 – £368 million; 2010 – £365 million) and £32 million (2011 – £82 million; 2010 – £91 million) to the US scheme. In 2009, GSK reached an agreement with the trustees of the UK pension schemes to make additional contributions to eliminate the pension deficit identified at the 31 December 2008 actuarial funding valuation. Based on the funding agreement following the 2008 valuation, the additional contributions are expected to be £368 million in 2013. The contributions are based on a discount rate of 5.25% and an inflation assumption of 2.8%. The next review of contribution levels is in progress and will be based on the actuarial valuation at 31 December 2011.

Employer contributions for 2013, including special funding contributions, are estimated to be approximately £660 million in respect of defined benefit pension schemes and £70 million in respect of post-retirement benefits.

## 28 Pensions and other post-employment benefits continued

Movements in defined benefit obligations				Pensions	Post-retirement benefits
	UK £m	USA £m	Rest of World £m	Group £m	Group £m
Obligations at 1 January 2010	(8,446)	(2,628)	(1,364)	(12,438)	(1,253)
Exchange adjustments	–	(84)	(27)	(111)	(38)
Service cost	(130)	(68)	(70)	(268)	(31)
Interest cost	(425)	(151)	(64)	(640)	(73)
Settlements and curtailments	(30)	(30)	3	(57)	(44)
Actuarial losses	(381)	(63)	(29)	(473)	(80)
Scheme participants' contributions	(20)	–	(8)	(28)	(13)
Benefits paid	313	243	80	636	73
Obligations at 31 December 2010	(9,119)	(2,781)	(1,479)	(13,379)	(1,459)
Exchange adjustments	–	(24)	15	(9)	(10)
Service cost	(123)	(64)	(75)	(262)	(31)
Past service cost	48	–	–	48	13
Interest cost	(437)	(134)	(64)	(635)	(71)
Settlements and curtailments	(5)	–	1	(4)	5
Actuarial losses	(457)	(149)	(70)	(676)	(133)
Scheme participants' contributions	(7)	–	(9)	(16)	(12)
Benefits paid	321	207	71	599	82
Obligations at 31 December 2011	(9,779)	(2,945)	(1,610)	(14,334)	(1,616)
Exchange adjustments	–	149	74	223	78
Service cost	(130)	(66)	(75)	(271)	(36)
Past service cost	395	–	–	395	(2)
Interest cost	(412)	(123)	(65)	(600)	(66)
Settlements and curtailments	(4)	–	6	2	–
Actuarial losses	(668)	(163)	(293)	(1,124)	(119)
Scheme participants' contributions	(33)	–	(9)	(42)	(15)
Benefits paid	333	169	58	560	91
Obligations at 31 December 2012	(10,298)	(2,979)	(1,914)	(15,191)	(1,685)
Unrecognised past service cost	–	(1)	–	(1)	17
Recognised on the balance sheet at 31 December 2012	(10,298)	(2,980)	(1,914)	(15,192)	(1,668)

The UK defined benefit schemes include defined contribution sections with obligations totalling £1,112 million at 31 December 2012 (2011 – £957 million; 2010 – £961 million).

The liability for the US post-retirement healthcare scheme has been assessed using the same assumptions as for the US pension scheme, together with the assumption for future medical inflation of 7% (2011 – 7.5%), grading down to 5.0% in 2017 and thereafter. During 2009, both the US pension and post-retirement healthcare schemes were amended. The changes resulted in a one-off gain of £37 million recognised in the income statement. At 31 December 2012 the US post-retirement healthcare scheme obligation was £1,504 million (2011 – £1,446 million; 2010 – £1,288 million). However, in accordance with IAS 19 the unvested part of a benefit improvement is not recognised immediately on the balance sheet but is recognised gradually through the income statement. At 31 December 2012, for the Group, the unrecognised past service cost of £17 million (2011 – £21 million; 2010 – £34 million) primarily relates to the effect of the change in the US post-retirement healthcare scheme, which amounted to £25 million (2011 – £31 million; 2010 – £36 million).

The defined benefit pension obligation is analysed as follows:

	2012 £m	2011 £m	2010 £m
Funded	(14,789)	(13,956)	(13,033)
Unfunded	(402)	(378)	(346)
	(15,191)	(14,334)	(13,379)

Post-retirement benefits are unfunded.

## Notes to the financial statements

## 28 Pensions and other post-employment benefits continued

	UK £m	USA £m	Rest of World £m	Pensions Group £m	Post-retirement benefits Group £m
<b>History of experience gains and losses</b>					
<b>2012</b>					
Experience gains of scheme assets	220	177	65	462	
Percentage of scheme assets at 31 December 2012	2%	7%	5%	3%	
Experience (losses)/gains of scheme liabilities	(30)	(29)	(26)	(85)	12
Percentage of scheme obligations at 31 December 2012	–	1%	1%	1%	1%
Fair value of assets	9,981	2,521	1,377	13,879	–
Present value of scheme obligations	(10,298)	(2,979)	(1,914)	(15,191)	(1,685)
Deficits in the schemes	(317)	(458)	(537)	(1,312)	(1,685)
<b>2011</b>					
Experience (losses)/gains of scheme assets	(180)	52	(32)	(160)	
Percentage of scheme assets at 31 December 2011	2%	2%	2%	1%	
Experience (losses)/gains of scheme liabilities	(66)	(3)	(21)	(90)	5
Percentage of scheme obligations at 31 December 2011	1%	–	1%	1%	–
Fair value of assets	9,119	2,455	1,284	12,858	–
Present value of scheme obligations	(9,779)	(2,945)	(1,610)	(14,334)	(1,616)
Deficits in the schemes	(660)	(490)	(326)	(1,476)	(1,616)
<b>2010</b>					
Experience gains/(losses) of scheme assets	454	106	(8)	552	
Percentage of scheme assets at 31 December 2010	5%	5%	1%	5%	
Experience (losses)/gains of scheme liabilities	(45)	5	(3)	(43)	(14)
Percentage of scheme obligations at 31 December 2010	–	–	–	–	1%
Fair value of assets	8,618	2,310	1,228	12,156	–
Present value of scheme obligations	(9,119)	(2,781)	(1,479)	(13,379)	(1,459)
Deficits in the schemes	(501)	(471)	(251)	(1,223)	(1,459)
<b>2009</b>					
Experience gains of scheme assets	729	122	19	870	
Percentage of scheme assets at 31 December 2009	10%	6%	2%	8%	
Experience gains/(losses) of scheme liabilities	162	(27)	(15)	120	6
Percentage of scheme obligations at 31 December 2009	2%	1%	1%	1%	–
Fair value of assets	7,499	2,072	1,123	10,694	–
Present value of scheme obligations	(8,446)	(2,628)	(1,364)	(12,438)	(1,253)
Deficits in the schemes	(947)	(556)	(241)	(1,744)	(1,253)
<b>2008</b>					
Experience losses of scheme assets	(1,691)	(614)	(134)	(2,439)	
Percentage of scheme assets at 31 December 2008	28%	30%	12%	26%	
Experience (losses)/gains of scheme liabilities	(148)	2	1	(145)	(14)
Percentage of scheme obligations at 31 December 2008	2%	–	–	1%	1%
Fair value of assets	6,135	2,016	1,137	9,288	–
Present value of scheme obligations	(6,885)	(2,738)	(1,357)	(10,980)	(1,354)
Deficits in the schemes	(750)	(722)	(220)	(1,692)	(1,354)

## 28 Pensions and other post-employment benefits continued

### Sensitivity analysis

Effect of changes in assumptions used on the benefit obligations and on the 2013 annual defined benefit pension and post retirement costs after the revisions to IAS 19.

	£m
A 0.25% decrease in discount rate would have the following approximate effect:	
Increase in annual pension cost	27
Decrease in annual post-retirement benefits cost	(1)
Increase in pension obligation	555
Increase in post-retirement benefits obligation	52
A one year increase in life expectancy would have the following approximate effect:	
Increase in annual pension cost	18
Increase in annual post-retirement benefits cost	3
Increase in pension obligation	362
Increase in post-retirement benefits obligation	50
A 1% increase in the rate of future healthcare inflation would have the following approximate effect:	
Decrease in annual post-retirement benefits cost	–
Increase in post-retirement benefits obligation	18
A 0.25% increase in inflation would have the following approximate effect:	
Increase in annual pension cost	18
Increase in pension obligation	334

### 29 Other provisions

	Legal and other disputes £m	Major restructuring programmes £m	Employee related provisions £m	Other provisions £m	Total £m
At 1 January 2012	2,772	404	232	226	<b>3,634</b>
Exchange adjustments	(54)	(10)	(7)	(10)	<b>(81)</b>
Charge for the year	449	150	16	52	<b>667</b>
Reversed unused	(13)	(12)	(2)	(8)	<b>(35)</b>
Unwinding of discount	4	5	–	6	<b>15</b>
Utilised	(2,610)	(274)	(12)	(43)	<b>(2,939)</b>
Acquisition of subsidiary	–	118	–	–	<b>118</b>
Reclassifications and other movements	(21)	(4)	–	42	<b>17</b>
Transfer to pension obligations	–	(4)	–	–	<b>(4)</b>
At 31 December 2012	527	373	227	265	<b>1,392</b>
To be settled within one year	358	220	10	105	<b>693</b>
To be settled after one year	169	153	217	160	<b>699</b>
At 31 December 2012	527	373	227	265	<b>1,392</b>

## Notes to the financial statements

### 29 Other provisions continued

#### Legal and other disputes

The Group is involved in a substantial number of legal and other disputes, including notification of possible claims, as set out in Note 44 'Legal proceedings'. Provisions for legal and other disputes include amounts relating to product liability (principally relating to *Avandia*, *Paxil* and *Poligrip*), anti-trust (principally relating to *Wellbutrin*, *Flonase* and *Lamictal*), government investigations (principally relating to the 'Colorado investigation' settlement, *Avandia*-related investigations, AWP and nominal price investigations and the Cidra, Puerto Rico manufacturing settlement), contract terminations, self-insurance, environmental clean-up and property rental.

The charge for the year of £449 million (£435 million net of reversals and estimated insurance recoveries) primarily related to provisions for product liability cases regarding *Paxil*, *Poligrip* and other products and various government investigations. Various Federal government investigations were resolved in the year within the existing pre-tax provision and the after tax cost was approximately \$150 million lower than provided. As a result, a tax credit was recorded in the year. However, due to the evolving state litigation environment, GSK utilised the tax benefit arising in recording an offsetting additional pre-tax provision of approximately \$180 million (equating to an after tax cost of \$150 million) related to these matters. This was recorded as a legal charge in SG&A. The net effect of these movements on total earnings was neutral.

The discount on the provisions decreased by £3 million in 2012 (2011 – £12 million) and was calculated using risk-adjusted projected cash flows and risk-free rates of return. The movement in 2012 includes a decrease of £1 million (2011 – £5 million) arising from a change in the discount rate in the year.

In respect of product liability claims related to certain products, there is sufficient history of claims made and settlements to enable management to make a reliable estimate of the provision required to cover unasserted claims. The ultimate liability for such matters may vary from the amounts provided and is dependent upon the outcome of litigation proceedings, investigations and possible settlement negotiations.

It is in the nature of the Group's business that a number of these matters may be the subject of negotiation and litigation over many years. Litigation proceedings, including the various appeal procedures, often take many years to reach resolution, and out-of-court settlement discussions can also often be protracted. The Group is in potential settlement discussions in a number of the disputes for which amounts have been provided and, based on its current assessment of the progress of these disputes, estimates that £0.4 billion of the amount provided at 31 December 2012 will be settled within one year.

At 31 December 2012, it was expected that £3 million (2011 – £29 million) of the provision made for legal and other disputes will be reimbursed by third party insurers. This amount is included within the Other receivables balances in Note 22, 'Other non-current assets' and Note 24, 'Trade and other receivables'. For a discussion of legal issues, see Note 44 'Legal proceedings'.

#### Major restructuring programmes

In October 2007 the Group announced a significant new Operational Excellence programme to improve the effectiveness and productivity of its operations (see Note 10 'Major restructuring costs'). Following several expansions, the estimated total costs are expected to be approximately £4.85 billion and the expanded programme is expected to deliver annual pre-tax savings of approximately £2.8 billion by the time it is substantially complete in 2014.

Provisions for staff severance payments are made when management has made a formal decision to eliminate certain positions and this has been communicated to the groups of employees affected. No provision is made for staff severance payments that are made immediately.

Pension augmentations arising from staff redundancies of £4 million (2011 – £5 million) have been charged during the year and then transferred to the pension obligations provision as shown in Note 28 'Pensions and other post-employment benefits'. Asset write-downs have been recognised as impairments of property, plant and equipment in Note 17 'Property, plant and equipment'. The majority of the amounts provided are expected to be utilised in the next two years.

#### Employee related provisions

Employee related provisions include certain medical benefits to disabled employees and their spouses in the USA. At 31 December 2012, the provision for these benefits amounted to £113 million (2011 – £121 million). Other employee benefits reflect a variety of provisions for severance costs, jubilee awards and other long-service benefits.

#### Other provisions

Included in other provisions is contingent consideration in respect of business acquisitions, principally of Stiefel Laboratories Inc. in 2009. The contingent consideration is payable upon certain criteria being met by certain specified dates in the future. The aggregate provision for these items amounts to £43 million at 31 December 2012 (2011 – £42 million).



## 30 Other non-current liabilities

	2012 £m	2011 £m
Accruals and deferred income	73	128
Other payables	1,359	498
	<b>1,432</b>	<b>626</b>

The increase in other payables primarily arises from contingent consideration of £670 million (2011 – £nil) relating to the acquisition of the Shionogi-ViiV Healthcare joint venture.

## 31 Contingent liabilities

At 31 December 2012, contingent liabilities, comprising guarantees, discounted bills and other items arising in the normal course of business, amounted to £209 million (2011 – £205 million). At 31 December 2012, £nil (2011 – £1 million) of financial assets were pledged as collateral for contingent liabilities. Provision is made for the outcome of tax, legal and other disputes where it is both probable that the Group will suffer an outflow of funds and it is possible to make a reliable estimate of that outflow. At 31 December 2012, other than for those disputes where provision has been made, it was not possible to make a reliable estimate of the potential outflow of funds that might be required to settle disputes where the possibility of there being an outflow was more than remote. Descriptions of the significant tax, legal and other disputes to which the Group is a party are set out in Note 14, 'Taxation' and Note 44, 'Legal proceedings'.

## 32 Net debt

	Listing exchange	2012 £m	2011 £m
<b>Current assets:</b>			
Liquid investments		81	184
Cash and cash equivalents		4,184	5,714
		<b>4,265</b>	<b>5,898</b>
<b>Short-term borrowings:</b>			
Bank loans and overdrafts		(323)	(165)
Commercial paper		(1,748)	–
Obligations under finance leases		(27)	(34)
3.00% € European Medium Term Note 2012	London Stock Exchange	–	(626)
5.125% € European Medium Term Note 2012	London Stock Exchange	–	(1,873)
4.85% US\$ US Medium Term Note 2013	New York Stock Exchange	(1,533)	–
		<b>(3,631)</b>	<b>(2,698)</b>
<b>Long-term borrowings:</b>			
4.85% US\$ US Medium Term Note 2013	New York Stock Exchange	–	(1,611)
4.375% US\$ US Medium Term Note 2014	London Stock Exchange	(970)	(1,046)
0.75% US\$ US Medium Term Note 2015	New York Stock Exchange	(611)	–
3.875% € European Medium Term Note 2015	London Stock Exchange	(1,296)	(1,326)
1.50% US\$ US Medium Term Note 2017	New York Stock Exchange	(1,219)	–
5.625% € European Medium Term Note 2017	London Stock Exchange	(1,013)	(1,037)
5.65% US\$ US Medium Term Note 2018	New York Stock Exchange	(1,683)	(1,768)
2.85% US\$ US Medium Term Note 2022	New York Stock Exchange	(1,214)	–
4.00% € European Medium Term Note 2025	London Stock Exchange	(602)	(616)
3.375% £ European Medium Term Note 2027	London Stock Exchange	(590)	–
5.25% £ European Medium Term Note 2033	London Stock Exchange	(982)	(981)
5.375% US\$ US Medium Term Note 2034	London Stock Exchange	(305)	(320)
6.375% US\$ US Medium Term Note 2038	New York Stock Exchange	(1,670)	(1,756)
6.375% £ European Medium Term Note 2039	London Stock Exchange	(694)	(694)
5.25% £ European Medium Term Note 2042	London Stock Exchange	(986)	(986)
4.25% £ European Medium Term Note 2045	London Stock Exchange	(787)	–
Bank loans		–	(1)
Obligations under finance leases		(49)	(61)
		<b>(14,671)</b>	<b>(12,203)</b>
<b>Net debt</b>		<b>(14,037)</b>	<b>(9,003)</b>

## Notes to the financial statements

### 32 Net debt continued

#### Current assets

Liquid investments are classified as available-for-sale investments. At 31 December 2012, they included US Treasury Notes and other government bonds. The effective interest rate on liquid investments at 31 December 2012 was approximately 2.6% (2011 – approximately 1.0%). Liquid investment balances at 31 December 2012 earning interest at floating and fixed rates amount to £74 million and £7 million respectively (2011 – £1 million and £183 million).

The effective interest rate on cash and cash equivalents at 31 December 2012 was approximately 1.7% (2011 – approximately 1.3%). Cash and cash equivalents balances at 31 December 2012 earning interest at floating and fixed rates amount to £3,876 million and £1 million respectively (2011 – £5,466 million and £21 million).

GSK's policy regarding the credit quality of cash and cash equivalents is referred to in Note 41, 'Financial instruments and related disclosures'.

#### Short-term borrowings

GSK has a US \$10 billion (£6.1 billion) commercial paper programme (2011 – \$10 billion (£6.5 billion)), of which \$2.9 billion (£1.7 billion) was in issue at 31 December 2012. We also have £1.9 billion of five year committed medium-term facilities and \$2.5 billion (£1.5 billion) of 364 day committed facilities. These facilities were put in place in September 2012 and at 31 December 2012 were undrawn. Liquid investments, cash and cash equivalents were as shown in the table on page 181.

The weighted average interest rate on current bank loans and overdrafts at 31 December 2012 was 2.1% (2011 – 5.5%).

#### Long-term borrowings

At the year-end, GSK had long-term borrowings of £14.7 billion (2011 – £12.2 billion) of which £9.5 billion (2011 – £8.2 billion) falls due in more than five years. The average effective pre-swap interest rate of all notes in issue at 31 December 2012 was approximately 4.9% (2011 – approximately 5.2%).

Long-term borrowings repayable after five years carry interest at effective rates between 2.99% and 6.57%. The repayment dates range from 2018 to 2045.

#### Pledged assets

The Group has pledged investments in US Treasury Notes with a par value of \$119 million (£74 million) (2011 – \$119 million (£77 million)) as security against irrevocable letters of credit issued on the Group's behalf in respect of the Group's self-insurance activity. Provisions in respect of self-insurance are included within the provisions for legal and other disputes discussed in Note 29, 'Other provisions'. At 31 December 2012, £66 million of the Group's cash balance was held in an escrow account in connection with the Group's offer to purchase shares in GSK Consumer Healthcare Ltd, the Group's consumer healthcare subsidiary in India, from non-controlling shareholders. In addition, £49 million of assets included in Note 22, 'Other non-current assets', which do not form part of Net debt, were pledged as collateral against future rental payments under operating lease arrangements entered into by Human Genome Sciences, Inc. which was acquired during the year.

	2012	2011
	£m	£m
<b>Finance lease obligations</b>		
Rental payments due within one year	30	37
Rental payments due between one and two years	21	27
Rental payments due between two and three years	17	18
Rental payments due between three and four years	9	12
Rental payments due between four and five years	2	4
Rental payments due after five years	6	8
Total future rental payments	85	106
Future finance charges	(9)	(11)
<b>Total finance lease obligations</b>	<b>76</b>	<b>95</b>

Finance lease obligations at 31 December 2012 bearing interest at floating and fixed rates amount to £55 million and £21 million, respectively (2011 – £67 million and £28 million).

### 33 Share capital and share premium account

	Ordinary Shares of 25p each		Share premium
	Number	£m	£m
<b>Share capital authorised</b>			
At 31 December 2010	10,000,000,000	2,500	
At 31 December 2011	10,000,000,000	2,500	
At 31 December 2012	10,000,000,000	2,500	
<b>Share capital issued and fully paid</b>			
At 1 January 2010	5,665,128,719	1,416	1,368
Issued under employee share schemes	5,329,458	2	60
At 31 December 2010	5,670,458,177	1,418	1,428
Issued under employee share schemes	21,949,144	5	245
Share capital cancelled	(142,204,223)	(36)	–
At 31 December 2011	5,550,203,098	1,387	1,673
Issued under employee share schemes	28,045,821	7	349
Share capital cancelled	(180,652,950)	(45)	–
At 31 December 2012	5,397,595,969	1,349	2,022
	<b>31 December 2012</b>		31 December 2011
	<b>000</b>		<b>000</b>
Number of shares issuable under employee share schemes (Note 42)	<b>114,985</b>		126,810
Number of unissued shares not under option	<b>4,487,419</b>		4,322,987

At 31 December 2012, of the issued share capital, 75,205,594 shares were held in the ESOP Trusts, 494,951,327 shares were held as Treasury shares and 4,827,439,048 shares were in free issue. All issued shares are fully paid. The nominal, carrying and market values of the shares held in the ESOP Trusts are disclosed in Note 42, 'Employee share schemes'.

A total of 174 million shares were purchased by the company during 2012 at a cost of £2,493 million and 181 million shares were cancelled.

Monthly purchases of shares during 2012 were as follows:

	Number of shares 000	Average share price excluding commission and stamp duty £
February	7,410,000	14.10
March	8,475,000	14.17
April	2,150,000	14.26
May	33,265,000	14.18
June	25,850,000	14.51
July	5,400,000	14.46
August	19,301,000	14.66
September	29,606,500	14.29
October	17,175,000	14.22
November	19,583,175	13.56
December	6,230,675	13.55
<b>Total</b>	<b>174,446,350</b>	<b>14.22</b>

The company expects to make further share repurchases of £1–2 billion during 2013. The exact amount and timing of further purchases and whether the shares will be held as Treasury shares or be cancelled will be determined by the company and is dependent on market conditions and other factors. No shares were purchased in the period 1 January 2013 to 28 February 2013.

For details of substantial shareholdings refer to page 239.

## Notes to the financial statements

### 34 Movements in equity

Retained earnings and other reserves amounted to £2,439 million at 31 December 2012 (2011 – £4,972 million; 2010 – £6,041 million) of which £372 million (2011 – £421 million; 2010 – £472 million) relates to joint ventures and associated undertakings. The cumulative translation exchange in equity is shown below in the following table:

	Net translation exchange included in:			Total translation exchange £m
	Retained earnings £m	Fair value reserve £m	Non-controlling interests £m	
At 1 January 2010	1,166	11	(45)	1,132
Exchange movements on overseas net assets	145	–	21	166
Reclassification of exchange on liquidation of overseas subsidiary	(2)	–	–	(2)
At 31 December 2010	1,309	11	(24)	1,296
Exchange movements on overseas net assets	(259)	4	(44)	(299)
Reclassification of exchange on liquidation of overseas subsidiary	(1)	–	–	(1)
At 31 December 2011	1,049	15	(68)	996
Exchange movements on overseas net assets	(204)	(23)	(30)	(257)
At 31 December 2012	845	(8)	(98)	739

The analysis of other comprehensive income by equity category is as follows:

2012	Retained earnings	Other reserves	Non-controlling interests	Total
	£m	£m	£m	
Exchange movements on overseas net assets and net investment hedges	(204)	(23)	(30)	(257)
Fair value movements on available-for-sale investments	–	77	–	77
Deferred tax on fair value movements on available-for-sale investments	–	(10)	–	(10)
Reclassification of fair value movements on available-for-sale investments	–	(19)	–	(19)
Deferred tax on reclassification of fair value movements on available-for-sale investments	–	10	–	10
Reclassification of cash flow hedges to income statement	–	2	–	2
Fair value movements on cash flow hedges	–	(6)	–	(6)
Actuarial losses on defined benefit plans	(781)	–	–	(781)
Deferred tax on actuarial movements in defined benefit plans	221	–	–	221
Share of other comprehensive expense of associates and joint ventures	30	–	–	30
Other comprehensive expense for the year	(734)	31	(30)	(733)

2011	Retained earnings	Other reserves	Non-controlling interests	Total
	£m	£m	£m	
Exchange movements on overseas net assets and net investment hedges	(259)	4	(44)	(299)
Reclassification of exchange on liquidation or disposal of overseas subsidiaries	(1)	–	–	(1)
Fair value movements on available-for-sale investments	–	(20)	–	(20)
Deferred tax on fair value movements on available-for-sale investments	–	23	–	23
Reclassification of fair value movements on available-for-sale investments	–	(29)	–	(29)
Reclassification of cash flow hedges to income statement	–	1	–	1
Actuarial losses on defined benefit plans	(969)	–	–	(969)
Deferred tax on actuarial movements in defined benefit plans	268	–	–	268
Share of other comprehensive expense of associates and joint ventures	(8)	–	–	(8)
Other comprehensive expense for the year	(969)	(21)	(44)	(1,034)

## 34 Movements in equity continued

2010	Retained earnings £m	Other reserves £m	Non-controlling interests £m	Total £m
Exchange movements on overseas net assets and net investment hedges	145	–	21	166
Reclassification of exchange on liquidation or disposal of overseas subsidiaries	(2)	–	–	(2)
Tax on exchange movements	–	94	–	94
Fair value movements on available-for-sale investments	–	(25)	–	(25)
Deferred tax on fair value movements on available-for-sale investments	–	1	–	1
Deferred tax reversed on reclassification of available-for-sale investments	–	(3)	–	(3)
Fair value movements on cash flow hedges	–	(8)	–	(8)
Deferred tax on fair value movements on cash flow hedges	–	1	–	1
Reclassification of cash flow hedges to income statement	–	3	–	3
Fair value movement on subsidiary acquisition	–	6	–	6
Actuarial losses on defined benefit plans	–	–	(1)	(1)
Deferred tax on actuarial movements in defined benefit plans	1	–	–	1
Other comprehensive (expense)/income for the year	144	69	20	233

The analysis of other reserves is as follows:

	ESOP Trust shares £m	Fair value reserve £m	Cash flow hedge reserve £m	Other reserves £m	Total £m
At 1 January 2010	(1,138)	22	(6)	2,022	900
Transferred to income and expense in the year on disposals	–	(5)	3	–	(2)
Transferred to income and expense in the year on impairment	–	5	–	–	5
Net fair value movement in the year	–	67	(1)	–	66
Ordinary Shares acquired by ESOP Trusts	(16)	–	–	–	(16)
Ordinary Shares transferred by ESOP Trusts	17	–	–	–	17
Write-down of shares held by ESOP Trusts	292	–	–	–	292
At 31 December 2010	(845)	89	(4)	2,022	1,262
Transferred to income and expense in the year on disposals	–	(10)	3	–	(7)
Transferred to income and expense in the year on impairment	–	(19)	–	–	(19)
Net fair value movement in the year	–	10	(5)	–	5
Ordinary Shares purchased and cancelled	–	–	–	36	36
Ordinary Shares acquired by ESOP Trusts	(36)	–	–	–	(36)
Ordinary Shares transferred by ESOP Trusts	44	–	–	–	44
Write-down of shares held by ESOP Trusts	345	–	–	–	345
Forward contract on non-controlling interest	–	–	–	(28)	(28)
At 31 December 2011	(492)	70	(6)	2,030	1,602
Transferred to income and expense in the year on disposals	–	(18)	2	–	(16)
Transferred to income and expense in the year on impairment	–	(1)	–	–	(1)
Net fair value movement in the year	–	54	(6)	–	48
Ordinary Shares purchased and cancelled	–	–	–	45	45
Ordinary Shares acquired by ESOP Trusts	(37)	–	–	–	(37)
Ordinary Shares transferred by ESOP Trusts	58	–	–	–	58
Write-down of shares held by ESOP Trusts	80	–	–	–	80
Forward contract on non-controlling interest	–	–	–	8	8
At 31 December 2012	(391)	105	(10)	2,083	1,787

Other reserves include various non-distributable merger and pre-merger reserves amounting to £1,849 million at 31 December 2012 (2011 – £1,849 million; 2010 – £1,849 million). Other reserves also include the capital redemption reserve created as a result of the share buy-back programme amounting to £256 million at 31 December 2012 (2011 – £211 million; 2010 – £175 million).

## Notes to the financial statements

### 35 Related party transactions

GSK held a 19% interest in Aspen Pharmacare Holdings Limited at 31 December 2012 (2011 – 19%).

During 2012, GSK distributed £68 million (2011 – £95 million) of its products through Aspen's extensive distribution network. At 31 December 2012, the balance due to GSK from Aspen was £12 million (2011 – £16 million) and the balance payable by GSK to Aspen was £3 million (2011 – £11 million). In 2012, GSK also disposed of the majority of its 'Classic Brands' business in Australia to Aspen for £164 million in cash.

In October 2012, GSK acquired the 50% shareholding in the Shionogi – ViiV Healthcare joint venture from Shionogi & Co. Ltd in return for a 10% minority shareholding in ViiV Healthcare Company. This was accounted for as a business acquisition and intangible assets and other net liabilities of £1,777 million and £1,051 million, respectively were recognised. A gain of £225 million arising primarily from the fair value of GSK's existing shareholding was recorded in the income statement, together with negative goodwill of £124 million.

At 31 December 2012, GSK held a 50% interest in ViiV Healthcare Shire Canada, through its subsidiary ViiV Healthcare ULC, which primarily co-markets *Combivir*, *Trizivir* and *Epivir* in certain territories. At 31 December 2012, the balance payable to ViiV Healthcare Shire Canada was £4 million (2011 – £5 million).

At 31 December 2012, GSK held a 50% interest in Japan Vaccine Co. Ltd (JVC) through its subsidiary GlaxoSmithKline K.K. This joint venture with Daiichi Sankyo Co., Ltd is primarily responsible for the development and marketing of certain prophylactic vaccines in Japan. During 2012, GSK sold £48 million of its vaccine products into the joint venture. At 31 December 2012, the balance due to GSK from JVC was £19 million and the balance payable by GSK to JVC was £12 million.

The aggregate compensation of the Directors and CET is given in Note 9, 'Employee Costs'.

### 36 Adjustments reconciling profit after tax to operating cash flows

	2012 £m	2011 £m	2010 £m
Profit after tax	4,744	5,458	1,853
Tax on profits	1,948	2,240	1,304
Share of after tax profits of associates and joint ventures	(29)	(15)	(81)
Finance income net of finance expense	729	709	715
Depreciation	871	893	1,146
Amortisation of intangible assets	574	530	533
Impairment and assets written off	654	346	411
Profit on sale of intangible assets	(652)	(236)	(118)
Profit on sale of investments in associates	–	(585)	(8)
Profit on sale of equity investments	(16)	(10)	(17)
Changes in working capital:			
Decrease/(increase) in inventories	37	(157)	238
Decrease in trade receivables	183	192	905
(Increase)/decrease in other receivables	(27)	(69)	6
Increase in trade payables	177	442	154
Increase/(decrease) in other payables	132	2	(179)
(Decrease)/increase in pension and other provisions	(2,931)	(2,181)	1,653
Share-based incentive plans	220	198	179
Fair value adjustments	(575)	(10)	6
Other	9	(34)	(69)
	1,304	2,255	6,778
Cash generated from operations	6,048	7,713	8,631

The decrease in pension and other provisions primarily reflects legal settlements of £2.6 billion and further special contributions to the defined benefit pension schemes.



### 37 Reconciliation of net cash flow to movement in net debt

	2012 £m	2011 £m	2010 £m
Net debt at beginning of year	(9,003)	(8,859)	(9,444)
Decrease in cash and bank overdrafts	(1,607)	(94)	(642)
Cash inflow from liquid investments	(224)	(30)	(91)
Net increase in long-term loans	(4,430)	–	–
Net repayment of/(increase in) short-term loans	816	(37)	1,290
Net repayment of obligations under finance leases	35	38	45
Net non-cash funds of subsidiary undertakings acquired	(3)	(10)	(20)
Exchange adjustments	385	(10)	61
Other non-cash movements	(6)	(1)	(58)
Movement in net debt	(5,034)	(144)	585
Net debt at end of year	(14,037)	(9,003)	(8,859)

Analysis of changes in net debt	At 31.12.11 £m	Exchange £m	Other £m	Reclassifications £m	Acquisitions £m	Cash flow £m	At 31.12.12 £m
Liquid investments	184	(8)	–	–	129	(224)	81
Cash and cash equivalents	5,714	(98)	–	–	–	(1,432)	4,184
Overdrafts	(109)	6	–	–	–	(175)	(278)
	5,605	(92)	–	–	–	(1,607)	3,906
Debt due within one year:							
Commercial paper	–	–	–	–	–	(1,748)	(1,748)
Eurobonds and Medium-Term Notes	(2,498)	110	(2)	(1,570)	–	2,427	(1,533)
Other	(91)	6	(2)	(20)	(132)	167	(72)
	(2,589)	116	(4)	(1,590)	(132)	846	(3,353)
Debt due after one year:							
Eurobonds and Medium-Term Notes	(12,142)	367	13	1,570	–	(4,430)	(14,622)
Other	(61)	2	(15)	20	–	5	(49)
	(12,203)	369	(2)	1,590	–	(4,425)	(14,671)
Net debt	(9,003)	385	(6)	–	(3)	(5,410)	(14,037)

For further information on significant changes in net debt see Note 32 'Net debt'.

## Notes to the financial statements

### 38 Acquisitions and disposals

Details of the acquisition and disposal of significant subsidiaries and associates, joint ventures and other businesses are given below:

#### 2012

##### Acquisitions

###### Human Genome Sciences, Inc.

On 3 August 2012, GSK completed the acquisition of 100% of the issued share capital of Human Genome Sciences, Inc. (HGS), a US based biopharmaceutical company focused on the development of protein and anti-body drugs for the treatment of immuno-inflammation diseases, for cash. The total consideration was £2,515 million and represented £251 million of cash acquired, £1,249 million of intangible assets, £791 million of goodwill and £224 million of other net assets. The consideration comprised cash of £2,282 million and a gain of £233 million arising on the settlement of pre-existing collaborations. The gain was recognised within Other operating income in the income statement. The goodwill arising on the acquisition of this business reflects the potential business synergies and realisation of the full value of *Benlysta*, albiglutide, darapladib and other assets by simplifying and optimising R&D, commercial and manufacturing operations through complete ownership of the assets. The goodwill recognised is not expected to be deductible for income tax purposes.

The results of the acquired business are reported as part of the US, Europe, EMAP, Japan and Other Pharmaceuticals and Vaccines operating segments. The transaction has been accounted for using the purchase method of accounting.

The pro-forma turnover for the HGS business for the full year 2012 was £154 million. Since the acquisition, GSK recorded turnover of £69 million from HGS products. As the HGS products have been fully integrated into the GSK business, it is not practicable to separately identify the impact of the acquisition on the Group profit for the year.

Acquisition costs expensed in 2012 arising on this acquisition amounted to £28 million.

	Book value £m	Fair value adjustments £m	Fair value £m
Net assets acquired			
Intangible assets	–	1,249	1,249
Property, plant and equipment	21	10	31
Trade and other receivables	33	–	33
Other assets including cash and cash equivalents	431	83	514
Deferred tax asset	–	156	156
Trade and other liabilities	(86)	(173)	(259)
	399	1,325	1,724
Goodwill		791	791
	399	2,116	2,515
Cash consideration			2,282
Gain on settlement of pre-existing collaborations			233
Total consideration			2,515

###### Shionogi-ViiV Healthcare joint venture

On 29 October 2012, GSK acquired the 50% share of the Shionogi-ViiV Healthcare joint venture previously held by Shionogi & Co, Ltd. The assets acquired include the investigational medicine dolutegravir and early stage integrase inhibitor compounds. The compounds are in development and do not currently generate revenue.

The net assets acquired comprise £1,777 million of intangible assets and £628 million of deferred tax liability. Negative goodwill of £124 million, arising from the differing assessments of valuations between the parties, was recognised as a gain within Other operating income in the income statement.

Total consideration comprised a 10% equity stake in ViiV Healthcare valued at £377 million, the fair value of GSK's existing 50% investment in the joint venture of £256 million and contingent consideration payable in cash in the future valued at £659 million, together with a deferred tax asset of £236 million and a loss on settlement of pre-existing relationships of £31 million.

The contingent consideration is payable based on a percentage of the future sales performance of compounds developed by the joint venture, if they become marketed products, and so the total amount payable is unlimited.

The results of the acquired business are reported as part of ViiV Healthcare. The transaction has been accounted for using the purchase method of accounting.

Acquisition costs expensed in 2012 arising on this acquisition amounted to £2 million.

## 38 Acquisitions and disposals continued

	Book value £m	Fair value adjustments £m	Fair value £m
Net assets acquired			
Intangible assets	–	1,777	1,777
Deferred tax provision	–	(628)	(628)
	–	1,149	1,149
Negative goodwill	–	(124)	(124)
	–	1,025	1,025
Consideration settled by shares in ViiV Healthcare			377
Contingent consideration			659
Deferred tax on contingent consideration			(236)
Fair value of investment in joint venture converted into subsidiary			256
Loss on settlement of pre-existing relationships			(31)
<b>Total consideration</b>			<b>1,025</b>

### Other acquisitions

During the year, GSK completed two smaller acquisitions for cash. The total purchase price of £206 million included £2 million of cash acquired.

	Book value £m	Fair value adjustments £m	Fair value £m
Net assets acquired			
Intangible assets	–	232	232
Property, plant and equipment	2	–	2
Trade and other receivables	2	–	2
Other assets including cash and cash equivalents	2	–	2
Deferred tax provision	–	(14)	(14)
Trade and other liabilities	(8)	4	(4)
	(2)	222	220
Goodwill	–	82	82
	(2)	304	302
Cash consideration			206
Contingent consideration			37
Fair value of equity investment converted into subsidiary			23
Gain on settlement of pre-existing relationships			36
<b>Total consideration</b>			<b>302</b>

If the other acquisitions had been made at the beginning of the year, it is estimated that Group turnover would have increased by £27 million for the year. As some of the acquisitions have been fully integrated into the GSK business it is not practicable to separately identify the impact of the acquisitions on the Group profit for the year.

The goodwill arising on the acquisitions reflects the potential for business synergies and further sales growth through the increase in GSK's market presence following the acquisitions of these market participants. None of the goodwill recognised is expected to be deductible for income tax purposes.

The results of the acquisitions are reported as part of the Europe Pharma and Research & Development reportable operating segments.

The Group recognised a settlement gain of £36 million as a result of measuring at fair value relationships that had existed prior to the acquisition date. The gain is recognised in Other operating income on the income statement.

Acquisition costs expensed in 2012 arising on other acquisitions totalled £9 million.

	2012 £m	2011 £m
<b>Contingent consideration</b>		
At 1 January	78	204
Exchange adjustments	1	(1)
Additions	696	–
Remeasurement through goodwill	(91)	(1)
Remeasurement through income statement	13	–
Settlement	–	(124)
At 31 December	697	78

## Notes to the financial statements

### 38 Acquisitions and disposals continued

#### Investments in associates and joint ventures

GSK made cash contributions of £39 million into the Shionogi-ViiV Healthcare joint venture prior to its acquisition as a subsidiary and made cash investments of £19 million into a new joint venture in which the Group holds a share of 50%. GSK also made cash investments of £41 million into associates, increasing the share in one associate from 27% to 30%.

	Human Genome Sciences £m	Shionogi- ViiV joint venture £m	Other acquisitions £m	Associates and joint ventures £m	Total £m
<b>Cash flows</b>					
Cash consideration paid	2,282	–	206	99	2,587
Cash and cash equivalents acquired	(251)	–	(2)	–	(253)
Cash consideration, net of cash acquired	2,031	–	204	99	2,334
Total cash consideration payable	2,031	659	241	99	3,030
Contingent consideration	–	(659)	(37)	–	(696)
Cash consideration, net of cash acquired	2,031	–	204	99	2,334

## 2011

### Acquisitions

During the year GSK completed four subsidiary acquisitions for cash. The total purchase price of £299 million included £16 million of cash acquired.

	Book value £m	Fair value adjustments £m	Fair value £m
Net assets acquired			
Intangible assets	6	122	128
Property, plant and equipment	52	(1)	51
Trade and other receivables	16	–	16
Other assets including cash and cash equivalents	23	1	24
Deferred tax provision	–	(31)	(31)
Other liabilities	(32)	(1)	(33)
Goodwill	65	90	155
	–	168	168
	65	258	323
Cash consideration			299
Fair value of investment in joint venture converted into subsidiary			24
Total consideration			323

If the acquisitions had been made at the beginning of the year, it is estimated that Group turnover would have increased by £75 million for the year. As some of the subsidiaries have been fully integrated into the GSK business it is not practicable to separately identify the impact of the acquisitions on the Group profit for the year.

The goodwill arising on the acquisitions reflects the potential for business synergies and further sales growth through the increase in GSK's market presence following the acquisitions of these businesses. In addition, goodwill of £10 million was recognised in respect of fair value adjustments to prior year acquisitions. None of the goodwill recognised is expected to be deductible for income tax purposes.

The results of the acquisitions are reported as part of the Consumer Healthcare and the Emerging Markets Pharmaceuticals and Vaccines reportable operating segments.

The Group recognised a loss of £1 million as a result of remeasuring to fair value an associate held prior to the acquisition date. This loss is reported as a loss on disposal of interest in associates in the income statement.

Acquisition costs expensed in 2011 arising on acquisitions totalled £2 million.

## 38 Acquisitions and disposals continued

### Investments in associates and joint ventures

GSK made cash contributions of £33 million in a joint venture in which the Group has a 50% share, made cash investments in associates totalling £2 million and transferred a £3 million equity investment into associates as the Group has increased its shareholding from 5% to 37%.

### Disposals

GSK disposed of one subsidiary. The cash outflow on disposal was £10 million net of cash disposed. On 1 February 2011 GSK disposed of its entire 18% shareholding in Quest Diagnostics Inc., a US clinical laboratory business listed on the New York Stock Exchange. The sale comprised a secondary public offering and an accompanying repurchase of shares by Quest Diagnostics which together generated a profit on disposal of £584 million before tax.

Cash flows	Other acquisitions £m	Associates and joint ventures £m	Total £m
Cash consideration paid	299	35	334
Cash and cash equivalents acquired	(16)	–	(16)
Cash consideration, net of cash acquired	283	35	318
Total cash consideration payable	264	35	299
Deferred consideration	19	–	19
Cash consideration, net of cash acquired	283	35	318
Net cash (outflow)/proceeds from disposals, net of cash disposed	(10)	1,044	1,034

## 2010

### Acquisitions

#### Laboratorios Phoenix S.A.C.yF.

On 10 June 2010, GSK acquired 100% of the issued share capital of Laboratorios Phoenix S.A.C.yF., a leading pharmaceutical business focused on the development, marketing and sale of branded generic and over-the-counter products in Latin America, for cash. The purchase price of £174 million included £11 million of net cash, £121 million of intangible assets, £72 million of goodwill and £30 million of other net liabilities. The goodwill arising on the acquisition of this business reflects the potential for business synergies and further sales growth through the increase in GSK's market presence following the acquisition of an established market participant. None of the goodwill recognised is expected to be deductible for income tax purposes.

The results of Phoenix are reported as part of the Emerging Markets Pharmaceuticals and Vaccines operating segment. This transaction has been accounted for by using the purchase method of accounting.

The pro-forma results of Laboratorios Phoenix S.A.C.yF. for the full year are turnover of £60 million and loss after tax (before major restructuring) of £2 million.

Since acquisition, GSK recorded turnover of £35 million and after tax losses (before major restructuring) of £0.5 million from the business. Transaction costs expensed in 2010 arising on the acquisition of Laboratorios Phoenix S.A.C.yF. amounted to £3 million.

	Book value £m	Fair value adjustments £m	Fair value £m
Net assets acquired			
Intangible assets	–	121	121
Property, plant and equipment	6	10	16
Other assets including cash and cash equivalents	39	7	46
Deferred tax provision	(1)	(41)	(42)
Other liabilities	(27)	(12)	(39)
	17	85	102
Goodwill	–	72	72
Total cash consideration	17	157	174

## Notes to the financial statements

### 38 Acquisitions and disposals continued

#### Other acquisitions

During the year, GSK completed three smaller subsidiary acquisitions for cash. The total purchase price of £198 million included £1 million of net cash.

	Book value £m	Fair value adjustments £m	Fair value £m
Net assets acquired			
Intangible assets	3	128	131
Property, plant and equipment	9	2	11
Other assets including cash and cash equivalents	20	12	32
Deferred tax provision	–	(33)	(33)
Other liabilities	(10)	–	(10)
	22	109	131
Goodwill	–	75	75
	22	184	206
Cash consideration			198
Fair value of investment in associate converted to subsidiary			8
Total consideration			206

If the other acquisitions had been made at the beginning of the year, it is estimated that Group turnover would have increased by £51 million for the year. As some of the subsidiaries have been fully integrated into the GSK business it is not practicable to separately identify the impact of the acquisitions on the Group profit for the year.

The goodwill arising on the acquisitions reflects the potential for business synergies and further sales growth through the increase in GSK's market presence following the acquisition of these established market participants. In addition, goodwill of £13 million was recognised in respect of further consideration for a prior year acquisition. None of the goodwill recognised is expected to be deductible for income tax purposes.

The results of the other acquisitions are reported primarily as part of the Emerging Markets Pharmaceuticals and Vaccines reportable operating segment.

The Group recognised a gain of £8 million as a result of measuring at fair value an associate held prior to the acquisition date. This gain is reported as Profit on disposal of interest in associates in the income statement.

Acquisition costs expensed in 2010 arising on other acquisitions totalled £7 million.

#### Investments in associates and joint ventures

GSK made cash and non-cash contributions of £24 million in a joint venture in which the Group has a 50% share, £6 million in a joint venture in which the Group has a 49% share, an investment in an associate of £32 million to increase the Group's share to 27% and other investments in associates totalling £3 million.

#### Cash flows

	Phoenix £m	Other acquisitions £m	Associates and joint ventures £m	Total £m
Cash consideration paid	174	198	61	433
Cash and cash equivalents acquired	(11)	(1)	–	(12)
Cash consideration, net of cash acquired	163	197	61	421
Total cash consideration payable	163	191	61	415
Deferred consideration	–	6	–	6
Cash consideration, net of cash acquired	163	197	61	421



## 39 Commitments

<b>Contractual obligations and commitments</b>	<b>2012</b>	<b>2011</b>
	<b>£m</b>	<b>£m</b>
Contracted for but not provided in the financial statements:		
Intangible assets	<b>7,780</b>	7,968
Property, plant and equipment	<b>572</b>	504
Investments	<b>72</b>	64
Purchase commitments	<b>762</b>	882
Pensions	<b>368</b>	730
Other commitments	<b>268</b>	190
Interest on loans	<b>10,207</b>	9,491
Finance lease charges	<b>9</b>	11
	<b>20,038</b>	19,840

The commitments related to intangible assets include milestone payments, which are dependent on successful clinical development or on meeting specified sales targets, and which represent the maximum that would be paid if all milestones, however unlikely, are achieved. The amounts are not risk-adjusted or discounted. A number of commitments were made in 2012 under licensing and other agreements, including arrangements with Angiochem, Inc. Five Prime Therapeutics, Inc., and MD Anderson Cancer Centre. These new arrangements were more than offset by reduced commitments due on prior year transactions including amendments to the agreements with Amicus Therapeutics, Inc., Astex Pharmaceuticals, Inc., Chroma Therapeutics, Inc., Regulus Therapeutics, Inc., and Xenoport, Inc.

In 2009, GSK reached an agreement with the trustees of the UK pension schemes to make additional contributions to eliminate the pension deficit identified at the 31 December 2008 actuarial funding valuation. The table above includes this commitment, but excludes the normal ongoing annual funding requirement in the UK of approximately £120 million.

The Group also has other commitments which principally relate to revenue payments to be made under licences and other alliances.

Commitments in respect of future interest payable on loans are disclosed before taking into account the effect of interest rate swaps.

Commitments under non-cancellable operating leases are disclosed below. £343 million (2011 – £62 million) of these commitments are provided against on the Group's balance sheet.

<b>Commitments under non-cancellable operating leases</b>	<b>2012</b>	<b>2011</b>
	<b>£m</b>	<b>£m</b>
Rental payments due within one year	<b>146</b>	113
Rental payments due between one and two years	<b>98</b>	65
Rental payments due between two and three years	<b>77</b>	46
Rental payments due between three and four years	<b>61</b>	30
Rental payments due between four and five years	<b>54</b>	17
Rental payments due after five years	<b>413</b>	83
Total commitments under non-cancellable operating leases	<b>849</b>	354

## 40 Post balance sheet event

On 5 February 2013, GSK announced completion of the acquisition of further shares in GlaxoSmithKline Consumer Healthcare Ltd in India to take the Group's shareholding from 43.2% to 72.5%, at a cost of approximately £570 million.

## Notes to the financial statements

### 41 Financial instruments and related disclosures

GSK reports in Sterling and pays dividends out of Sterling profits. The role of Corporate Treasury is to monitor and manage our external and internal funding requirements and financial risks in support of our strategic objectives. GSK operates on a global basis, primarily through subsidiary companies and we manage our capital to ensure that our subsidiaries are able to operate as going concerns and to optimise returns to shareholders through an appropriate balance of debt and equity. Treasury activities are governed by policies and procedures approved by the Board of Directors, most recently on 11 July 2012.

A Treasury Management Group (TMG) meeting, chaired by our Chief Financial Officer, takes place on a monthly basis to review treasury activities. Its members receive management information relating to treasury activities. Internal audit reviews the Treasury internal control environment regularly.

GSK uses a variety of financial instruments to finance its operations and derivative financial instruments to manage market risks from these operations. These derivatives, principally comprising forward foreign currency contracts, interest rate and currency swaps, are used to swap borrowings and liquid assets into currencies required for Group purposes and to manage exposure to financial risks from changes in foreign exchange rates and interest rates.

GSK does not hold or issue derivatives for speculative purposes and our Treasury policies specifically prohibit such activity. All transactions in financial instruments are undertaken to manage the risks arising from underlying business activities, not for speculation.

#### Capital management

GSK's financial strategy supports the Group's strategic priorities and it is regularly reviewed by the Board. GSK manages the capital structure of the Group through an appropriate mix of debt and equity in order to optimise returns to shareholders whilst maintaining credit ratings that provide us with flexibility to access debt capital markets on attractive terms. Our financial architecture is designed to drive growth in earnings per share and to generate cash in order to maximise the returns from the Group's strategy. The free cash flow we generate is then deployed to deliver returns to shareholders and to be reinvested in the business depending on where returns are most attractive. We continue to apply strict financial and returns-based criteria such as cash flow return on investment in order to allocate capital and assess investment opportunities.

The capital structure of the Group consists of net debt of £14.0 billion (see Note 32, 'Net debt') and shareholders' equity of £5.8 billion (see 'Consolidated statement of changes in equity' on page 142). Total capital, including that provided by non-controlling interests of £0.9 billion, is £20.7 billion.

Net debt increased by £5.0 billion during the year primarily due to payments of £1.9 billion to settle the Group's most significant ongoing US federal government investigations within existing provisions and the £2.0 billion cash cost of the acquisition of HGS. The balance, as well as the Group's strong cash generation and the proceeds from the disposal of the Consumer Healthcare OTC brands enabled the financing of share repurchases of £2.5 billion and increased dividend payments of £3.8 billion.

Despite an increase in net debt of £5.0 billion in 2012, the net finance expense for the year was broadly similar to 2011, reflecting the benefits of our strategy to improve the funding profile of the Group. The target to reduce the average effective net funding cost by approximately 200 basis points to around 6% in 2013 has been achieved one year earlier than planned.

In 2012, net cash inflow from operating activities was £4.4 billion (£7.0 billion excluding legal settlements) and free cash flow was £2.0 billion (£4.7 billion excluding legal settlements).

In 2013, we expect to deliver continued dividend growth and as part of our long-term share buyback programme we are targeting share repurchases of £1-2 billion depending on market conditions.

#### Liquidity risk

GSK's policy is to borrow centrally in order to meet anticipated funding requirements. The cash flow forecast and funding requirements are monitored by the TMG on a monthly basis. Our strategy is to diversify liquidity sources using a range of facilities and to maintain broad access to funding markets.

At 31 December 2012, GSK had £4.3 billion of cash, cash equivalents and liquid investments and £3.6 billion of borrowings repayable within one year. GSK also has access to short-term finance under a US\$10 billion commercial paper programme and \$2.9 billion (£1.7 billion) was in issue under this programme at 31 December 2012. GSK has £1.9 billion five year committed medium term facilities and \$2.5 billion of 364-day committed facilities. These facilities were put in place in September 2012 and at 31 December were undrawn. We consider this level of committed facilities to be adequate given current liquidity requirements.

We have a European Medium Term Note programme of £15 billion and at 31 December 2012, £7.0 billion of notes were in issue under this programme. We also have a US shelf registration statement and at 31 December 2012, we had \$15.0 billion (£9.2 billion) of notes in issue under this programme. GSK's long-term borrowings mature at dates between 2014 and 2045.

GSK's long-term credit ratings have remained unchanged since February 2008 and currently GSK is rated A+ stable outlook by Standard and Poor's and A1 stable outlook by Moody's Investors Service ('Moody's'). Our short-term credit ratings are A-1 and P-1 with Standard and Poor's and Moody's respectively.

#### Market risk

##### Interest rate risk management

GSK's objective is to reduce the effective net interest cost and to rebalance the mix of debt at fixed and floating interest rates over time. The policy on interest rate risk management limits the amount of floating interest payments to a prescribed percentage of operating profit.

We use a series of interest rate swaps to redenominate one of our bonds into floating interest rates. The duration of these swaps matches the duration of the principal instrument. These interest rate derivative instruments are accounted for as fair value hedges of the relevant liability.

## 41 Financial instruments and related disclosures continued

### Foreign exchange risk management

Foreign currency transaction exposures arising on internal and external trade flows are not hedged. The exposure of overseas operating subsidiaries to transaction risk is minimised by matching local currency income with local currency costs. For this purpose, our internal trading transactions are matched centrally and we manage inter-company payment terms to reduce foreign currency risk. Foreign currency cash flows can be hedged selectively under the management of Corporate Treasury and the TMG. Where possible, we manage the cash surpluses or borrowing requirements of subsidiary companies centrally using forward contracts to hedge future repayments back into the originating currency. In order to reduce foreign currency translation exposure, we seek to denominate borrowings in the currencies of our principal assets and cash flows. These are primarily denominated in US dollars, Euros and Sterling. Certain borrowings can be swapped into other currencies as required. Borrowings denominated in, or swapped into, foreign currencies that match investments in overseas Group assets may be treated as a hedge against the relevant assets. Forward contracts in major currencies are also used to reduce our exposure to our investment in overseas Group assets (see 'Net investment hedges' section of this note for further details). The TMG reviews the ratio of borrowings to assets for major currencies monthly.

### Credit risk

The Group considers its maximum credit risk at 31 December 2012 to be £9,469 million (31 December 2011 – £11,541 million) which is the total of the Group's financial assets with the exception of 'Other investments' (comprising equity investments) which bear equity risk rather than credit risk. See page 197 for details on the Group's total financial assets. At 31 December 2012, GSK's greatest concentration of credit risk was £1.2 billion of bank deposits with HSBC (Aa3/AA-). In 2011, the greatest concentration of credit risk was £2.0 billion of investments bearing credit exposure to the US Government (rated Aaa/AA+ with Moody's and Standard and Poor's respectively).

### Treasury-related credit risk

GSK sets global counterparty limits for each of GSK's banking and investment counterparties based on long-term credit ratings from Moody's and Standard and Poor's. Corporate Treasury's usage of these limits is monitored daily by a Corporate Compliance Officer (CCO) who operates independently of Corporate Treasury. Any breach of these limits would be reported to the CFO immediately. The CCO also monitors the credit rating of these counterparties and, when changes in ratings occur, notifies Corporate Treasury so that changes can be made to investment levels or to authority limits as appropriate. In addition, a report on relationship banks and their credit ratings is presented annually to the TMG for approval and reviewed regularly.

GSK has managed its exposure to credit risk more actively in recent years, reducing surplus cash balances in particular in the USA, Europe, Middle East and Africa. This is part of our Treasury strategy to regionalise our cash management and to concentrate cash centrally as much as possible. GSK has continued to maintain its conservative approach to counterparty risk throughout this period. The table below sets out the credit exposure to counterparties by rating for liquid investments, cash and cash equivalents and derivatives. The gross asset position on each derivative contract is considered for the purpose of this table, although, under ISDA agreements, the amount at risk is the net position with each counterparty.

The £158 million invested in Baa3/BBB- rated investments includes bank deposits with HDFC Bank, State Bank of India, BBVA Venezuela and China Merchants Bank. These counterparties are used either for local cash management purposes or for local investment purposes where GSK is not the sole shareholder.

The £5 million invested in Ba2/BB rated counterparties at 31 December 2012 and £17m at 31 December 2011 comprise bank balances held by operating companies overseas.

	Aa1/AA+ £m	Aa3/AA- £m	A1/A+ £m	A2/A £m	A3/A- £m	Baa1/BBB+ £m	Baa2/BBB £m	Baa3/BBB- £m	Ba2/BB £m	Total £m
<b>2012</b>										
Bank balances and deposits	–	1,189	825	412	860	7	–	158	5	<b>3,456</b>
US Treasury and Treasury repo only money market funds	728	–	–	–	–	–	–	–	–	<b>728</b>
Corporate debt instruments	–	7	–	–	–	–	–	–	–	<b>7</b>
Government securities	74	–	–	–	–	–	–	–	–	<b>74</b>
3rd party financial derivatives	–	8	37	33	20	–	–	–	–	<b>98</b>
<b>Total</b>	<b>802</b>	<b>1,204</b>	<b>862</b>	<b>445</b>	<b>880</b>	<b>7</b>	<b>–</b>	<b>158</b>	<b>5</b>	<b>4,363</b>
	Aa1/AA+ £m	Aa3/AA- £m	A1/A+ £m	A2/A £m	A3/A- £m	Baa1/BBB+ £m	Baa2/BBB £m	Baa3/BBB- £m	Ba2/BB £m	Total £m
<b>2011</b>										
Bank balances and deposits	–	812	2,183	720	39	3	5	96	17	<b>3,875</b>
US Treasury and Treasury repo only money market funds	1,839	–	–	–	–	–	–	–	–	<b>1,839</b>
Corporate debt instruments	–	9	–	–	–	–	–	–	–	<b>9</b>
Government securities	169	–	–	–	–	–	–	6	–	<b>175</b>
3rd party financial derivatives	–	12	68	34	24	–	–	–	–	<b>138</b>
<b>Total</b>	<b>2,008</b>	<b>833</b>	<b>2,251</b>	<b>754</b>	<b>63</b>	<b>3</b>	<b>5</b>	<b>102</b>	<b>17</b>	<b>6,036</b>

The credit ratings in the above tables are as assigned by Moody's and Standard and Poor's respectively. Where the opinion of the two rating agencies differ, GSK assigns the lower rating of the two to the counterparty. Where local rating agency data is the only source available, the ratings are converted to global ratings equivalent to those of Moody's or Standard and Poor's using published conversion tables.

## Notes to the financial statements

### 41 Financial instruments and related disclosures *continued*

Our centrally managed cash reserves amounted to £1.7 billion at 31 December 2012, all available within 3 months. This excludes £0.7 billion centrally managed cash held by ViiV Healthcare, a 76.5% owned subsidiary. The Group has invested centrally managed liquid assets in bank deposits and Aaa/AAA rated US Treasury and Treasury repo only money market funds (these bear credit exposure to the US Government (Aaa/AA+ rated)).

#### Wholesale and retail credit risk

Outside the USA, no customer accounts for more than 5% of the Group's trade receivables balance.

In the USA, in line with other pharmaceutical companies, the Group sells its products through a small number of wholesalers in addition to hospitals, pharmacies, physicians and other groups. Sales to the three largest wholesalers amount to approximately 81% of the Group's US Pharmaceuticals and Vaccines turnover. At 31 December 2012, the Group had trade receivables due from these three wholesalers totalling £815 million (2011 – £934 million). The Group is exposed to a concentration of credit risk in respect of these wholesalers such that, if one or more of them encounters financial difficulty, it could materially and adversely affect the Group's financial results.

The Group's credit risk monitoring activities relating to these wholesalers include review of their quarterly financial information and Standard & Poor's credit ratings, development of GSK internal risk ratings, and establishment and periodic review of credit limits. However, the Group believes there is no further credit risk provision required in excess of the normal provision for bad and doubtful debts (see Note 24, 'Trade and other receivables').

#### Fair value of financial assets and liabilities

The table on page 197 presents the carrying amounts and the fair values of the Group's financial assets and liabilities at 31 December 2012 and 31 December 2011.

The fair values of the financial assets and liabilities are included at the amount at which the instrument could be exchanged in a current transaction between willing parties, other than in a forced or liquidation sale.

The following methods and assumptions were used to estimate the fair values:

- Cash and cash equivalents – approximates to the carrying amount
- Liquid investments – based on quoted market prices or calculated based on observable inputs in the case of marketable securities; based on principal amounts in the case of non-marketable securities because of their short repricing periods
- Other investments – equity investments traded in an active market determined by reference to the relevant stock exchange quoted bid price; other equity investments determined by reference to the current market value of similar instruments or by reference to the discounted cash flows of the underlying net assets
- Short-term loans, overdrafts and commercial paper – approximates to the carrying amount because of the short maturity of these instruments
- Long-term loans – based on quoted market prices in the case of European and US Medium term notes and other fixed rate borrowings; approximates to the carrying amount in the case of floating rate bank loans and other loans
- Contingent consideration for business acquisitions after 1 January 2010 – based on present values of expected future contractual cash flows
- Interest rate swaps and foreign exchange contracts - based on contractual cash flows using market sourced data (exchange rates or interest rates) at the balance sheet date
- Receivables and payables – approximates to the carrying amount
- Company-owned life insurance policies – based on cash surrender value
- Lease obligations – approximates to the carrying amount.

#### Fair value of investments in GSK shares

At 31 December 2012, the Employee Share Ownership Plan (ESOP) Trusts held GSK shares with a carrying value of £391 million (2011 – £492 million) and a fair value of £1,004 million (2011 – £1,337 million) based on quoted market price. The shares represent purchases by the ESOP Trusts to satisfy future exercises of options and awards under employee incentive schemes. The carrying value, which is the lower of cost or expected proceeds, of these shares has been recognised as a deduction from other reserves. At 31 December 2012, GSK held Treasury shares at a cost of £6,602 million (2011 – £6,661 million) which has been deducted from retained earnings.

## 41 Financial instruments and related disclosures continued

	Notes	2012		2011	
		Carrying value £m	Fair value £m	Carrying value £m	Fair value £m
Cash and cash equivalents		4,184	4,184	5,714	5,714
Available-for-sale investments:					
Liquid investments:					
– Government bonds		74	74	175	175
– other		7	7	9	9
Total liquid investments	a	81	81	184	184
Other investments	a	787	787	590	590
Loans and receivables:					
Trade and other receivables and certain Other non-current assets in scope of IAS 39	b	4,907	4,907	5,312	5,312
Financial assets at fair value through profit or loss:					
Other non-current assets in scope of IAS 39	a,b	194	194	176	176
Derivatives designated as at fair value through profit or loss	a,d	80	80	107	107
Derivatives classified as held for trading under IAS 39	a,d	23	23	48	48
<b>Total financial assets</b>		<b>10,256</b>	<b>10,256</b>	<b>12,131</b>	<b>12,131</b>
Financial liabilities measured at amortised cost:					
Borrowings excluding obligations under finance leases:					
– bonds in a designated hedging relationship	d	(3,279)	(3,619)	(5,907)	(6,290)
– other bonds		(12,876)	(14,951)	(8,733)	(10,627)
– bank loans and overdrafts		(323)	(323)	(166)	(166)
– commercial paper		(1,748)	(1,748)	–	–
Total borrowings excluding obligations under finance leases	e	(18,226)	(20,641)	(14,806)	(17,083)
Obligations under finance leases		(76)	(76)	(95)	(95)
<b>Total borrowings</b>		<b>(18,302)</b>	<b>(20,717)</b>	<b>(14,901)</b>	<b>(17,178)</b>
Trade and other payables, Other provisions and certain Other non-current liabilities in scope of IAS 39	c	(7,730)	(7,730)	(7,105)	(7,105)
Financial liabilities at fair value through profit or loss:					
Other non-current liabilities in scope of IAS 39	a,c	(709)	(709)	–	–
Derivatives designated as at fair value through profit or loss	a,d	(8)	(8)	–	–
Derivatives classified as held for trading under IAS 39	a,d	(57)	(57)	(177)	(177)
<b>Total financial liabilities</b>		<b>(26,806)</b>	<b>(29,221)</b>	<b>(22,183)</b>	<b>(24,460)</b>
<b>Net financial assets and financial liabilities</b>		<b>(16,550)</b>	<b>(18,965)</b>	<b>(10,052)</b>	<b>(12,329)</b>

The valuation methodology used to measure fair value in the above table is described and categorised on page 196. Trade and other receivables and Other non-current assets as well as Trade and other payables, Other provisions and Other non-current liabilities are reconciled to the relevant Notes on page 199.

## Notes to the financial statements

### 41 Financial instruments and related disclosures *continued*

#### (a) Financial instruments held at fair value

The following tables categorise the Group's financial assets and liabilities held at fair value by the valuation methodology applied in determining their fair value. Where possible, quoted prices in active markets are used (Level 1). Where such prices are not available, the asset or liability is classified as Level 2, provided all significant inputs to the valuation model used are based on observable market data. If one or more of the significant inputs to the valuation model is not based on observable market data, the instrument is classified as Level 3. Other investments classified as Level 3 in the tables below comprise equity investments in unlisted entities with which the Group has entered into research collaborations and also investments in emerging life science companies. Other non-current liabilities classified as level 3 comprise contingent consideration for business acquisitions.

<b>At 31 December 2012</b>	Level 1 £m	Level 2 £m	Level 3 £m	Total £m
<b>Financial assets at fair value</b>				
Available-for-sale financial assets:				
Liquid investments	74	7	–	<b>81</b>
Other investments	589	–	198	<b>787</b>
Financial assets at fair value through profit or loss:				
Other non-current assets	–	194	–	<b>194</b>
Derivatives designated as at fair value through profit or loss	–	80	–	<b>80</b>
Derivatives classified as held for trading under IAS 39	–	22	1	<b>23</b>
	<b>663</b>	<b>303</b>	<b>199</b>	<b>1,165</b>

#### Financial liabilities at fair value

Financial liabilities at fair value through profit or loss:				
Other non-current liabilities	–	–	(709)	<b>(709)</b>
Derivatives designated as at fair value through profit or loss	–	(8)	–	<b>(8)</b>
Derivatives classified as held for trading under IAS 39	–	(55)	(2)	<b>(57)</b>
	–	<b>(63)</b>	<b>(711)</b>	<b>(774)</b>

<b>At 31 December 2011</b>	Level 1 £m	Level 2 £m	Level 3 £m	Total £m
<b>Financial assets at fair value</b>				
Available-for-sale financial assets:				
Liquid investments	172	12	–	184
Other investments	385	–	205	590
Financial assets at fair value through profit or loss:				
Other non-current assets	–	176	–	176
Derivatives designated as at fair value through profit or loss	–	107	–	107
Derivatives classified as held for trading under IAS 39	–	47	1	48
	<b>557</b>	<b>342</b>	<b>206</b>	<b>1,105</b>

#### Financial liabilities at fair value

Financial liabilities at fair value through profit or loss:				
Derivatives designated as at fair value through profit or loss	–	–	–	–
Derivatives classified as held for trading under IAS 39	–	(176)	(1)	<b>(177)</b>
	–	<b>(176)</b>	<b>(1)</b>	<b>(177)</b>

Movements in the year for financial instruments measured using Level 3 valuation methods are presented below:

	2012 £m	2011 £m
At 1 January	<b>205</b>	220
Losses recognised in the income statement	<b>(32)</b>	(29)
Gains recognised in other comprehensive income	4	7
Contingent consideration liabilities for businesses acquired during the year	<b>(696)</b>	–
Equity investment converted into subsidiary on acquisition of business	<b>(23)</b>	–
Equity investment additions	<b>44</b>	31
Equity investment disposals	<b>(7)</b>	(14)
Transfers from Level 3	–	(10)
Exchange	<b>(7)</b>	–
At 31 December	<b>(512)</b>	205

The £717 million movement in total financial instruments measured at fair value using Level 3 valuation methods over the year arises principally from contingent consideration liabilities of £696 million entered into as a result of business acquisitions during the year. Net losses of £24 million (2011 – £25 million) attributable to Level 3 financial instruments held at the end of the year were reported in Other operating income.



## 41 Financial instruments and related disclosures continued

£670 million of the total carrying value of financial liabilities measured using Level 3 valuation methods at 31 December 2012 is contingent consideration for the acquisition of the former Shionogi-ViiV Healthcare joint venture. This consideration is expected to be paid over several years and will vary in line with sales of dolutegravir, for which regulatory applications for marketing approval were submitted in the European Union, the USA and Canada in December 2012. A probability of success has been applied in valuing the contingent consideration and success in obtaining regulatory approval would result in an increase in the liability and a charge to the Income Statement of approximately £74 million. If regulatory approval is not obtained, no contingent consideration will be payable and the liability will be released through the income statement. The table below shows on an indicative basis the income statement and balance sheet sensitivity to reasonably possible changes in other key inputs to the valuation of this liability.

Increase/(decrease) in financial liability and loss/(gain) in Income statement from change in key inputs	2012 £m
10% increase in sales forecasts	78
10% decrease in sales forecasts	(77)
1% increase in market interest rates	(60)
1% decrease in market interest rates	68

### (b) Trade and other receivables and Other non-current assets in scope of IAS 39

The following table reconciles financial instruments within Trade and other receivables and Other non-current assets which fall within the scope of IAS 39 to the relevant balance sheet amounts. The financial assets are predominantly non-interest earning. Financial instruments within the Other non-current assets balance include company-owned life insurance policies. Other assets include tax receivables, pension surplus balances and prepayments, which are outside the scope of IAS 39.

	2012					2011				
	At fair value through profit or loss £m	Loans and receivables £m	Financial instruments £m	Other £m	Total £m	At fair value through profit or loss £m	Loans and receivables £m	Financial instruments £m	Other £m	Total £m
Trade and other receivables (Note 24)	–	4,577	4,577	665	5,242	–	5,055	5,055	521	5,576
Other non-current assets (Note 22)	194	330	524	158	682	176	257	433	92	525
	194	4,907	5,101	823	5,924	176	5,312	5,488	613	6,101

The following table shows the age of such financial assets which are past due and for which no provision for bad or doubtful debts has been made:

	2012 £m	2011 £m
Past due by 1–30 days	118	191
Past due by 31–90 days	129	92
Past due by 91–180 days	100	80
Past due by 181–365 days	71	60
Past due by more than 365 days	41	81
	459	504

Amounts past due by greater than 90 days and for which no provision for bad or doubtful debts has been made total £212 million (2011 – £221 million). Of this balance £99 million (2011 – £136 million) relates to receivables due from state hospital authorities in Greece, Ireland, Italy, Portugal and Spain. The total receivables due from state hospital authorities in these countries (current and past due, net of provisions) is £257 million (2011 – £293 million).

### (c) Trade and other payables, Other provisions and Other non-current liabilities in scope of IAS 39

The following table reconciles financial instruments within Trade and other payables, Other provisions and Other non-current liabilities which fall within the scope of IAS 39 to the relevant balance sheet amounts. The financial liabilities are predominantly non-interest bearing. Accrued wages and salaries are included within financial liabilities. Other liabilities include payments on account, tax and social security payables and provisions which do not arise from contractual obligations to deliver cash or another financial asset, which are outside the scope of IAS 39. At 31 December 2011, no financial liabilities were measured at fair value through profit or loss.

	2012					2011		
	At fair value through profit or loss £m	Other liabilities £m	Financial instruments £m	Other £m	Total £m	Financial instruments £m	Other £m	Total £m
Trade and other payables (Note 27)	–	(7,485)	(7,485)	(569)	(8,054)	(6,951)	(408)	(7,359)
Other provisions (Note 29)	–	(157)	(157)	(1,235)	(1,392)	(62)	(3,572)	(3,634)
Other non-current liabilities (Note 30)	(709)	(88)	(797)	(635)	(1,432)	(92)	(534)	(626)
	(709)	(7,730)	(8,439)	(2,439)	(10,878)	(7,105)	(4,514)	(11,619)

## Notes to the financial statements

### 41 Financial instruments and related disclosures continued

#### (d) Derivative financial instruments and hedging programmes

The following table sets out the fair values of derivatives held by GSK.

	2012		2011	
	Assets £m	Fair value Liabilities £m	Assets £m	Fair value Liabilities £m
Fair value hedges – Interest rate swaps (principal amount – £920 million (2011 – £968 million))	54	–	84	–
Net investment hedges – Foreign exchange contracts (principal amount – £7,529 million (2011 – £4,260 million))	25	(8)	23	–
Cash flow hedges – Foreign exchange contracts (principal amount – £242 million (2011 – £nil))	1	–	–	–
Derivatives designated as at fair value through profit or loss	80	(8)	107	–
Foreign exchange contracts (principal amount – £10,270 million (2011 – £13,280 million))	18	(53)	44	(172)
Embedded and other derivatives	5	(4)	4	(5)
Derivatives classified as held for trading under IAS 39	23	(57)	48	(177)
Total derivative instruments	103	(65)	155	(177)
Analysed as:				
Current	49	(63)	70	(175)
Non-current	54	(2)	85	(2)
Total	103	(65)	155	(177)

#### Foreign exchange contracts classified as held for trading under IAS 39

The principal amount on foreign exchange contracts is the absolute total of outstanding positions at the balance sheet date. The Group's foreign exchange contracts are for periods of 12 months or less. At 31 December 2012, the Group held outstanding foreign exchange contracts consisting primarily of currency swaps with a net liability fair value of £35 million (2011 – £128 million net liability) which represent hedges of inter-company loans and deposits, external debt and legal provisions, that are not designated as accounting hedges. Fair value movements are taken to the income statement in the period to offset the exchange gains and losses on the related inter-company lending and borrowing, external debt and legal provisions.

#### Fair value hedges

The Group has designated a series of interest rate swaps as a fair value hedge. The risk being hedged is the variability of the fair value of the bond arising from interest rate fluctuations. Gains and losses on fair value hedges are disclosed in Note 12, 'Finance expense'.

The carrying value of bonds in a designated hedging relationship on page 197 includes £970 million (2011 – £1,046 million) that is deemed a hedged item in a fair value hedge relationship.

#### Net investment hedges

During the year, certain foreign exchange contracts were designated as net investment hedges in respect of the foreign currency translation risk arising on consolidation of the Group's net investment in its European (Euro) and Japanese (Yen) foreign operations as shown in the table above.

The carrying value of bonds in a designated hedging relationship on page 197 includes £2,309 million (2011 – £4,861 million) that is deemed a hedging instrument in a net investment hedge relationship.

#### Cash flow hedges

During December 2012, the Group entered into a non-deliverable foreign exchange contract which it designated as a cash flow hedge of a foreign exchange exposure arising on the recognition of a liability denominated in Indian Rupee in the Group's consolidated financial statements.

At 31 December 2011, the Group had no designated cash flow hedges.

## 41 Financial instruments and related disclosures continued

### (e) Debt interest rate repricing table

The following table sets out the exposure of the Group to interest rates on debt, including commercial paper, before and after the effect of interest rate swaps. The maturity analysis of fixed rate debt is stated by contractual maturity and of floating rate debt by interest rate repricing dates. For the purpose of this table, debt is defined as all classes of borrowings other than obligations under finance leases.

	2012			2011		
	Debt £m	Effect of interest rate swaps £m	Total £m	Debt £m	Effect of interest rate swaps £m	Total £m
Floating and fixed rate debt less than one year	(3,604)	(970)	<b>(4,574)</b>	(2,664)	(1,046)	(3,710)
Between one and two years	(970)	970	–	(1,611)	–	(1,611)
Between two and three years	(1,907)	–	<b>(1,907)</b>	(1,046)	1,046	–
Between three and four years	–	–	–	(1,326)	–	(1,326)
Between four and five years	(2,232)	–	<b>(2,232)</b>	–	–	–
Between five and ten years	(2,897)	–	<b>(2,897)</b>	(2,806)	–	(2,806)
Greater than ten years	(6,616)	–	<b>(6,616)</b>	(5,353)	–	(5,353)
<b>Total</b>	<b>(18,226)</b>	<b>–</b>	<b>(18,226)</b>	<b>(14,806)</b>	<b>–</b>	<b>(14,806)</b>
Original issuance profile:						
Fixed rate interest	(16,155)	970	<b>(15,185)</b>	(14,639)	1,046	(13,593)
Floating rate interest	(2,064)	(970)	<b>(3,034)</b>	(166)	(1,046)	(1,212)
Total interest bearing	(18,219)	–	<b>(18,219)</b>	(14,805)	–	(14,805)
Non-interest bearing	(7)	–	<b>(7)</b>	(1)	–	(1)
	<b>(18,226)</b>	<b>–</b>	<b>(18,226)</b>	<b>(14,806)</b>	<b>–</b>	<b>(14,806)</b>

The Group holds interest rate swaps, designated as fair value hedges, to convert £970 million of fixed rate debt with a maturity between one and two years (2011 – £1,046 million with a maturity between two and three years) into a floating rate exposure.

### (f) Sensitivity analysis

Foreign exchange and interest rate sensitivity analysis has been prepared on the assumption that the amount of net debt, the ratio of fixed to floating interest rates of the debt and derivatives portfolio and the proportion of financial instruments in foreign currencies are all constant and on the basis of the hedge designations as at 31 December. Financial instruments affected by market risk include cash and cash equivalents, borrowings, trade receivables and payables and derivative financial instruments.

The following analyses are intended to illustrate the sensitivity of such financial instruments to changes in foreign exchange and interest rates.

#### Foreign exchange sensitivity

The table below shows on an indicative basis the Group's sensitivity to foreign exchange rates on its US dollar, Euro and Yen financial instruments.

These three currencies are the major foreign currencies in which GSK's financial instruments are denominated. GSK has considered movements in these currencies and has concluded that a 10 cent or 10 yen movement in rates against Sterling is reasonable.

In this analysis, financial instruments are only considered sensitive to foreign exchange rates where they are not in the functional currency of the entity that holds them. Obligations under finance leases, inter-company loans that are fully hedged to maturity and certain non-derivative financial instruments not in net debt are excluded as they do not present a material exposure. Foreign exchange sensitivity on Group assets and liabilities other than financial instruments is not included in the calculation.

The movement in the income statement in the table below relates primarily to hedging instruments for legal provisions and to trade receivables and payables. Whilst the hedging instruments provide economic hedges, the related remeasurement of provisions is not included in the calculation.

	2012	2011
	Increase in income £m	Increase in income £m
<b>Income statement impact of non-functional currency foreign exchange exposures</b>		
10 cent appreciation of the US dollar (2011: 10 cent)	<b>41</b>	137
10 cent appreciation of the Euro (2011: 10 cent)	<b>29</b>	16
10 yen appreciation of the Yen (2011: 20 yen)	<b>–</b>	1

An equivalent depreciation in the above currencies would cause the following increase/(decrease) in income £(36) million, £(25) million and £nil for US dollar, Euro and Yen exchange rates respectively (2011 – £(129) million, £(14) million and £(1) million).

## Notes to the financial statements

### 41 Financial instruments and related disclosures *continued*

The movements in equity in the table below relate to hedging instruments (foreign exchange derivatives and external debt) designated as a net investment hedge to hedge the Group assets denominated in Euro and Yen.

	2012 (Decrease) in equity £m	2011 (Decrease) in equity £m
<b>Equity impact of non-functional currency foreign exchange exposures</b>		
10 cent appreciation of the US dollar (2011: 10 cent)	–	–
10 cent appreciation of the Euro (2011: 10 cent)	(814)	(760)
10 yen appreciation of the Yen (2011: 20 yen)	(49)	–

An equivalent depreciation in the above currencies would cause the following increase in equity: £nil, £691 million and £42 million for US dollar, Euro and Yen exchange rates respectively (2011 –£nil, £702 million and £nil).

The table below presents the Group's sensitivity to foreign exchange rates based on the composition of net debt as shown in Note 32 adjusting for the effects of foreign exchange derivatives that are not part of net debt but affect future foreign currency cash flows.

	2012 (Increase)/ decrease in net debt £m	2011 (Increase)/ decrease in net debt £m
<b>Net debt impact of non-functional foreign currency exchange exposures</b>		
10 cent appreciation of the US dollar (2011: 10 cent)	(460)	(392)
10 cent appreciation of the Euro (2011: 10 cent)	248	21
10 yen appreciation of the Yen (2011: 20 yen)	15	70

An equivalent depreciation in the above currencies would cause the following (increase)/decrease in net debt: £407 million, £(211) million and £(13) million for US dollar, Euro and Yen exchange rates respectively (2011 – £344 million, £(29) million and £(50) million).

#### Interest rate sensitivity

The table below shows on an indicative basis the Group's sensitivity to interest rates on its floating rate Sterling, US dollar and Euro financial instruments, being the currencies in which GSK has historically issued debt and held investments. GSK has considered movements in these interest rates over the last three years and has concluded that a 1% (100 basis points) increase is a reasonable benchmark. Debt with a maturity of less than one year is floating rate for this calculation. Interest rate movements on derivative financial instruments designated as fair value hedges are deemed to have an immaterial effect on the Group Income Statement due to compensating amounts in the carrying value of debt. A 1% (100 basis points) movement in interest rates is not deemed to have a material effect on equity.

	2012 Increase/ (decrease) in income £m	2011 Increase/ (decrease) in income £m
<b>Income statement impact of interest rate movements</b>		
1% (100 basis points) increase in Sterling interest rates (2011: 1%)	5	7
1% (100 basis points) increase in US dollar interest rates (2011: 1%)	–	12
1% (100 basis points) increase in Euro interest rates (2011: 1%)	(12)	(15)

These interest rates could not be decreased by 1% (100 basis points) as they are currently less than 1.0%. The maximum increase/(decrease) in income would therefore be limited to £(2) million, £nil and £nil for Sterling, US dollar and Euro interest rates respectively (2011 – £(5) million, £(1) million and £14 million).

#### (g) Contractual cash flows for non-derivative financial liabilities and derivative instruments

The following tables provides an analysis of the anticipated contractual cash flows including interest payable for the Group's non-derivative financial liabilities on an undiscounted basis. The impact of interest rate swaps has been excluded. For the purpose of this table, debt is defined as all classes of borrowings except for obligations under finance leases. Interest is calculated based on debt held at 31 December without taking account of future issuance. Floating rate interest is estimated using the prevailing interest rate at the balance sheet date. Cash flows in foreign currencies are translated using spot rates at 31 December. Contractual cash flows in respect of operating lease vacant space provisions are excluded from the table below as they are included in the Commitments under non-cancellable operating leases table in Note 39 'Commitments'.

	Debt £m	Interest on debt £m	Obligations under finance leases £m	Finance charge on obligations under finance leases £m	Trade payables and other liabilities not in net debt £m	Total £m
<b>At 31 December 2012</b>						
Due in less than one year	(3,607)	(690)	(27)	(3)	(7,485)	(11,812)
Between one and two years	(920)	(633)	(19)	(2)	(129)	(1,703)
Between two and three years	(1,914)	(610)	(15)	(2)	(10)	(2,551)
Between three and four years	–	(558)	(8)	(1)	(34)	(601)
Between four and five years	(2,243)	(549)	(2)	–	(60)	(2,854)
Between five and ten years	(2,914)	(1,967)	(5)	(1)	(583)	(5,470)
Greater than ten years	(6,704)	(5,200)	–	–	(853)	(12,757)
Gross contractual cash flows	(18,302)	(10,207)	(76)	(9)	(9,154)	(37,748)

## 41 Financial instruments and related disclosures continued

### Contractual cash flows for non-derivative financial liabilities and derivative instruments

At 31 December 2011	Debt £m	Interest on debt £m	Obligations under finance leases £m	Finance charge on obligations under finance leases £m	Trade payables and other liabilities not in net debt £m	Total £m
Due in less than one year	(2,665)	(750)	(34)	(3)	(6,730)	(10,182)
Between one and two years	(1,613)	(636)	(24)	(3)	(223)	(2,499)
Between two and three years	(968)	(558)	(15)	(3)	(59)	(1,603)
Between three and four years	(1,333)	(515)	(11)	(1)	(61)	(1,921)
Between four and five years	–	(463)	(3)	(1)	(5)	(472)
Between five and ten years	(2,816)	(1,784)	(8)	–	(22)	(4,630)
Greater than ten years	(5,422)	(4,785)	–	–	(5)	(10,212)
Gross contractual cash flows	(14,817)	(9,491)	(95)	(11)	(7,105)	(31,519)

The increase in contractual cash flows for non-derivative financial liabilities of £6.2 billion over the year results in part from the issuance in 2012 of £4.5 billion of new US and European Medium Term Notes and their future interest cash flows and the issuance of £1.7 billion of short-term commercial paper, offset by the repayment of £2.5 billion of European Medium Term Notes which matured in 2012. Contingent consideration liabilities arising on business acquisitions in 2012 add a further £1.6 billion of undiscounted expected future cash flows.

The following table below provides an analysis of the anticipated contractual cash flows for the Group's derivative instruments, excluding embedded derivatives and equity options which are not material, using undiscounted cash flows. Cash flows in foreign currencies are translated using spot rates at 31 December. The gross cash flows of foreign exchange contracts are presented for the purposes of this table, though, in practice, the Group uses standard settlement arrangements to reduce its liquidity requirements on these instruments.

The amounts receivable and payable in less than one year have increased compared to 31 December 2011 due to higher levels of hedging of inter-company loans and external debt. This is reflected in the increased principal amounts shown in the table below.

	2012		2011	
	Receivables £m	Payables £m	Receivables £m	Payables £m
Due in less than one year	17,822	(18,047)	17,141	(17,209)
Between one and two years	20	(2)	38	(4)
Between two and three years	–	–	19	(2)
Gross contractual cash flows	17,842	(18,049)	17,198	(17,215)

## 42 Employee share schemes

The Group operates share option schemes, whereby options are granted to employees to acquire shares or ADS in GlaxoSmithKline plc at the grant price, savings-related share option schemes and share award schemes. In addition, GSK operates the Performance Share Plan, whereby awards are granted to employees to acquire shares or ADS in GlaxoSmithKline plc at no cost, subject to the achievement by the Group of specified performance targets and the Share Value Plan, whereby awards are granted to employees to acquire shares or ADS in GlaxoSmithKline plc at no cost after a three year vesting period. The granting of restricted share awards has replaced the granting of options to employees as the cost of the scheme more readily equates to the potential gain to be made by the employee.

Grants under share option schemes are normally exercisable between three and ten years from the date of grant. Grants of restricted shares and share awards are normally exercisable at the end of the three year vesting/performance period. Grants under savings-related share option schemes are normally exercisable after three years' saving. Grants under share option schemes and awards under the Performance Share Plan are normally granted to employees to acquire shares or ADS in GSK plc but in some circumstances will be settled in cash. Options under the share option schemes were granted at the market price ruling at the date of grant. In accordance with UK practice, the majority of options under the savings-related share option schemes are granted at a price 20% below the market price ruling at the date of grant. Share options awarded to the Directors and, with effect from the 2004 grant, the CET are subject to performance criteria.

### Option pricing

For the purposes of valuing options and awards to arrive at the share based payment charge, the Black-Scholes option pricing model has been used. The assumptions used in the model for 2010, 2011 and 2012 are as follows:

	2012	2011	2010
Risk-free interest rate	0.1% – 0.5%	0.5% – 1.9%	0.8% – 1.9%
Dividend yield*	5.2%	5.8%	5.3%
Volatility	18% – 23%	24% – 28%	26% – 29%
Expected lives of options granted under:			
Share option schemes	4 years	5 years	5 years
Savings-related share option and share award schemes	3-4 years	3-4 years	3-4 years
Weighted average share price for grants in the year:			
Shares	£14.35	£11.90	£12.04
ADS	\$45.57	\$39.10	\$37.29

\* 0% for those plans where dividends are reinvested.

## Notes to the financial statements

### 42 Employee share schemes continued

Volatility is determined based on the three and five year share price history where appropriate. The fair value of performance share plan grants take into account market conditions. Expected lives of options were determined based on weighted average historic exercises of options.

Options outstanding	Share option schemes – shares			Share option schemes – ADS			Savings-related share option schemes		
	Number 000	Weighted exercise price	Weighted fair value	Number 000	Weighted exercise price	Weighted fair value	Number 000	Weighted exercise price	Weighted fair value
At 1 January 2010	124,019	£14.32		73,419	\$46.88		8,065	£9.77	
Options granted	11,257	£12.04	£1.19	7,384	\$37.29	\$3.95	–	–	–
Options exercised	(3,625)	£11.86		(916)	\$36.59		(1,310)	£10.45	
Options lapsed	(21,551)	£15.10		(7,776)	\$49.62		(800)	£10.02	
At 31 December 2010	110,100	£14.02		72,111	\$45.73		5,955	£9.59	
Options granted	–	–	–	–	–	–	–	–	–
Options exercised	(14,618)	£11.97		(3,883)	\$38.61		(4,068)	£9.55	
Options lapsed	(35,112)	£17.27		(23,338)	\$51.21		(317)	£9.70	
At 31 December 2011	60,370	£12.62		44,890	\$43.50		1,570	£9.68	
Options granted	–	–	–	–	–	–	4,210	£11.59	£1.76
Options exercised	(12,473)	£11.97		(9,698)	\$39.33		(1,230)	£9.67	
Options lapsed	(5,168)	£13.28		(4,593)	\$45.99		(89)	£9.82	
At 31 December 2012	42,729	£12.72		30,599	\$44.36		4,461	£11.48	
Range of exercise prices on options outstanding at year end	£10.76	–	£14.93	\$33.42	–	\$58.00	£9.51	–	£11.59
Weighted average market price on exercise		£14.24			\$45.26			£13.93	
Weighted average remaining contractual life		4.4 years			4.2 years			3.2 years	

Options outstanding at 31 December 2012	Share option schemes – shares			Share option schemes – ADS			Savings-related share option schemes		
	Number 000	Weighted exercise price	Latest exercise date	Number 000	Weighted exercise price	Latest exercise date	Number 000	Weighted exercise price	Latest exercise date
Year of grant									
2003	7,774	£12.67	14.12.13	5,119	\$43.77	14.12.13	–	–	–
2004	2,537	£11.22	03.12.14	3,150	\$43.31	02.12.14	–	–	–
2005	94	£13.22	01.11.15	265	\$47.28	31.10.15	–	–	–
2006	5,236	£14.69	27.11.16	3,943	\$51.30	28.07.16	–	–	–
2007	6,074	£14.82	25.07.17	4,331	\$57.48	25.07.17	–	–	–
2008	4,432	£11.49	27.07.18	4,074	\$45.02	03.11.18	–	–	–
2009	7,089	£11.76	22.07.19	3,554	\$33.76	21.07.19	261	£9.72	22.04.13
2010	9,493	£12.03	21.07.20	6,163	\$37.28	21.07.20	–	–	–
2011	–	–	–	–	–	–	–	–	–
2012	–	–	–	–	–	–	4,200	£11.59	02.05.16
Total	42,729	£12.72		30,599	\$44.36		4,461	£11.48	

Options normally become exercisable from three years from the date of grant but may, under certain circumstances, vest earlier as set out within the various scheme rules.

There has been no change in the effective exercise price of any outstanding options during the year.

Options exercisable	Share option schemes – shares		Share option schemes – ADS		Savings-related share option schemes	
	Number 000	Weighted exercise price	Number 000	Weighted exercise price	Number 000	Weighted exercise price
At 31 December 2010	81,362	£14.80	53,831	\$48.26	175	£10.50
At 31 December 2011	42,432	£12.92	33,143	\$46.33	–	–
At 31 December 2012	33,930	£12.90	24,706	\$46.10	261	£9.72



## 42 Employee share schemes continued

### GlaxoSmithKline share award schemes

#### Performance Share Plan

The Group operates a Performance Share Plan whereby awards are granted to Directors and senior executives at no cost. The percentage of each award that vests is based upon the performance of the Group over a defined measurement period with dividends reinvested during the same period. For awards granted from 2011 onwards to Directors and members of the CET, the performance conditions are based on four equally weighted measures over a three year performance period. The first measure is based on the achievement of adjusted free cash flow targets. The second measure is based on relative TSR performance against a comparator group. The remaining two measures are based on business-specific performance measures on business diversification and R&D new product performance. For details on the calculation of these measures, see the Remuneration Report on pages 109 to 136.

For awards granted in 2009 and 2010 to Directors and members of the CET, 40% of the award is based on the achievement of adjusted free cash flow targets over a three year measurement period. The remaining 60% of the award is based on relative TSR performance against a comparator group as described on pages 115 and 117. Half of the TSR element of each award is measured over three years and half over four years. Awards granted to Directors and members of the CET prior to 2009 are subject to a single performance condition which compares GSK's TSR over the period with the TSR of companies in the comparator group over the same period.

For those awards made to all other eligible employees prior to 2009 the performance conditions consist of two parts, each of which applies to 50% of the award. The first part of the performance condition compares GSK's EPS growth to the increase in the UK Retail Prices Index over the three year measurement period. The second part of the performance condition compares GSK's TSR over the period with the TSR of companies in the comparator group over the same period. For awards granted from 2009 onwards, the first part of the performance condition continues to be based on EPS. The second part of the performance condition is based on strategic or operational business measures, over a three year measurement period, specific to the employee's business area.

<b>Number of shares and ADS issuable</b>	Shares Number (000)	Weighted fair value	ADS Number (000)	Weighted fair value
At 1 January 2010	7,606		3,732	
Awards granted	3,812	£9.13	1,624	\$29.91
Awards exercised	(440)		(386)	
Awards cancelled	(2,085)		(1,357)	
At 31 December 2010	8,893		3,613	
Awards granted	4,712	£9.66	1,740	\$31.65
Awards exercised	(660)		(315)	
Awards cancelled	(2,404)		(1,112)	
At 31 December 2011	10,541		3,926	
Awards granted	4,797	£11.43	1,645	\$37.63
Awards exercised	(1,388)		(485)	
Awards cancelled	(1,794)		(710)	
At 31 December 2012	12,156		4,376	

During the year 529,000 shares and 225,000 ADS were awarded through dividends reinvested. These are included above.

#### Share Value Plan

The Group operates a Share Value Plan whereby awards are granted, in the form of shares, to certain employees at no cost. The awards vest after three years. There are no performance criteria attached.

	Shares Number (000)	Weighted fair value	ADS Number (000)	Weighted fair value
At 1 January 2010	14,235		11,309	
Awards granted	5,844	£10.04	4,355	\$31.30
Awards exercised	(4,993)		(3,939)	
Awards cancelled	(834)		(747)	
At 31 December 2010	14,252		10,978	
Awards granted	10,923	£9.78	7,481	\$32.02
Awards exercised	(4,677)		(3,698)	
Awards cancelled	(1,040)		(680)	
At 31 December 2011	19,458		14,081	
Awards granted	11,411	£11.96	7,595	\$38.51
Awards exercised	(4,650)		(3,410)	
Awards cancelled	(901)		(478)	
At 31 December 2012	25,318		17,788	

## Notes to the financial statements

### 42 Employee share schemes continued

#### Deferred Investment Award Plan

The Group operates a Deferred Investment Award Plan whereby awards are granted, in the form of notional shares, to certain senior executives at no cost. Awards typically vest over a three-year period commencing on the fourth anniversary from date of grant with 50% of the award initially vesting and then 25% in each of the subsequent two years. There are no performance criteria attached.

Number of shares and ADS issuable	Shares Number (000)	Weighted fair value	ADS Number (000)	Weighted fair value
At 1 January 2010	549		209	
Awards granted	290	£12.20	96	\$36.85
Awards exercised	(72)		(9)	
Awards cancelled	(23)		(16)	
At 31 December 2010	744		280	
Awards granted	114	£12.54	50	\$42.98
Awards exercised	(77)		(19)	
Awards cancelled	(19)		(16)	
At 31 December 2011	762		295	
Awards granted	106	£13.97	4	\$45.60
Awards exercised	(220)		(26)	
Awards cancelled	(85)		(86)	
At 31 December 2012	563		187	

During the year 46,000 additional shares and 14,000 additional ADS were awarded through dividends reinvested.

#### Employee Share Ownership Plan Trusts

The Group sponsors Employee Share Ownership Plan (ESOP) Trusts to acquire and hold shares in GlaxoSmithKline plc to satisfy awards made under employee incentive plans and options granted under employee share option schemes. The trustees of the ESOP Trusts purchase shares on the open market with finance provided by the Group by way of loans or contributions. Costs of running the ESOP Trusts are charged to the income statement. Shares held by the ESOP Trusts are deducted from other reserves and held at the value of proceeds receivable from employees on exercise. If there is deemed to be a permanent diminution in value this is reflected by a transfer to retained earnings. The Trusts also acquire and hold shares to meet notional dividends re-invested on deferred awards under the SmithKline Beecham Mid-Term Incentive Plan. The trustees have waived their rights to dividends on the shares held by the ESOP Trusts.

Shares held for share award schemes	2012	2011
Number of shares (000)	75,066	60,358
	£m	£m
Nominal value	19	15
Carrying value	390	296
Market value	1,002	887
Shares held for share option schemes	2012	2011
Number of shares (000)	139	30,565
	£m	£m
Nominal value	–	8
Carrying value	1	196
Market value	2	450

### 43 Principal Group companies

The following represent the principal subsidiary and associated undertakings of the GlaxoSmithKline Group at 31 December 2012. Details are given of the principal country of operation, the location of the headquarters, the business sector and the business activities. The equity share capital of these undertakings is wholly owned by the Group except where its percentage interest is shown otherwise. All companies are incorporated in their principal country of operation except where stated.

Europe	Location	Subsidiary	Sector	Activity	%
England	Brentford	GlaxoSmithKline Holdings Limited *	Ph,CH	h	
	Brentford	GlaxoSmithKline Holdings (One) Limited *	Ph,CH	h	
	Brentford	GlaxoSmithKline Services Unlimited *	Ph,CH	s	
	Brentford	GlaxoSmithKline Mercury Limited *	Ph	h	
	Brentford	GlaxoSmithKline Finance plc	Ph,CH	f	
	Brentford	GlaxoSmithKline Capital plc	Ph,CH	f	
	Brentford	SmithKline Beecham Limited	Ph,CH	d e h m p r	
	Brentford	Wellcome Limited	Ph,CH	h	
	Brentford	Glaxo Group Limited	Ph	h	
	Brentford	Glaxo Operations UK Limited	Ph	p	
	Brentford	GlaxoSmithKline Export Limited	Ph	e	
	Brentford	GlaxoSmithKline Research & Development Limited	Ph	d r	
	Brentford	GlaxoSmithKline UK Limited	Ph	m p	
	Brentford	Glaxochem Pte Ltd (i)	Ph	h	
	Brentford	Setfirst Limited	Ph,CH	h	
	Brentford	The Wellcome Foundation Limited	Ph	p	
	Cambridge	Domantis Limited	Ph	d r	
	Brentford	ViiV Healthcare Limited	Ph	h	77
	Brentford	ViiV Healthcare UK Limited	Ph	m s	77
	Brentford	ViiV Healthcare Trading Services UK Limited	Ph	e f	77
Austria	Vienna	GlaxoSmithKline Pharma GmbH	Ph	m	
Belgium	Wavre	GlaxoSmithKline Pharmaceuticals S.A.	Ph	m	
	Rixensart	GlaxoSmithKline Biologicals S.A.	Ph	d e m p r	
Czech Republic	Prague	GlaxoSmithKline s.r.o.	Ph,CH	m	
Denmark	Brøndby	GlaxoSmithKline Consumer Healthcare A/S	CH	e m	
	Brøndby	GlaxoSmithKline Pharma A/S	Ph	m	
Finland	Espoo	GlaxoSmithKline Oy	Ph	m	
France	Marly le Roi	Groupe GlaxoSmithKline S.A.S.	Ph	h	
	Marly le Roi	Laboratoire GlaxoSmithKline S.A.S.	Ph	m r d	
	Marly le Roi	Glaxo Wellcome Production S.A.S.	Ph	p	
	Marly le Roi	GlaxoSmithKline Sante Grand Public S.A.S.	CH	m	
	Marly le Roi	ViiV Healthcare S.A.S.	Ph	m	77
	St. Amand Les Eaux	GlaxoSmithKline Biologicals S.A.S.	Ph	p	
Germany	Buehl	GlaxoSmithKline Consumer Healthcare GmbH & Co. KG	CH	h m s	
	Munich	GlaxoSmithKline GmbH & Co. KG	Ph	d h m s	
Greece	Athens	GlaxoSmithKline A.E.B.E	Ph,CH	m	
Hungary	Budapest	GlaxoSmithKline Medicine and Healthcare Products Limited	Ph,CH	e m	
Italy	Verona	GlaxoSmithKline S.p.A.	Ph	d h m	
	Milan	GlaxoSmithKline Consumer Healthcare S.p.A.	CH	m	
	Verona	GlaxoSmithKline Manufacturing S.p.A.	Ph	p	
Luxembourg	Mamer	GlaxoSmithKline International (Luxembourg) S.A.R.L	Ph,CH	f h	
Netherlands	Zeist	GlaxoSmithKline B.V.	Ph	m	
	Zeist	GlaxoSmithKline Consumer Healthcare B.V.	CH	m	
Norway	Oslo	GlaxoSmithKline AS	Ph	m	
Poland	Poznan	GlaxoSmithKline Pharmaceuticals S.A.	Ph	p	
	Poznan	GSK Services Sp.z o.o.	Ph	m s	
	Warsaw	GlaxoSmithKline Consumer Healthcare Sp.z o.o.	CH	m e	
Portugal	Alges	GlaxoSmithKline-Produtos Farmaceuticos, Limitada	Ph	m	

## Notes to the financial statements

## 43 Principal Group companies continued

Europe	Location	Subsidiary	Sector	Activity	%
Republic of Ireland	Carrigaline	SmithKline Beecham (Cork) Limited (ii)	Ph	d p r	
	Cork	GlaxoSmithKline Trading Services Limited (ii)	Ph	e	
	Dublin	GlaxoSmithKline Consumer Healthcare (Ireland) Limited (ii)	CH	m	
	Dublin	GlaxoSmithKline (Ireland) Limited (ii)	Ph	m	
	Dungarvan	Stafford Miller (Ireland) Limited (ii)	CH	p	
	Dungarvan	GlaxoSmithKline Dungarvan Limited (ii)	CH	p	
	Sligo	Stiefel Laboratories (Ireland) Limited (ii)	Ph	p	
Romania	Brasov	Europharm Holding S.A.	Ph,CH	s	
	Bucharest	GlaxoSmithKline (GSK) S.R.L.	Ph	m r s	
Russian Federation	Moscow	GlaxoSmithKline Trading ZAO	Ph	m	
	Moscow	GlaxoSmithKline Healthcare ZAO	CH	m	
Spain	Madrid	GlaxoSmithKline S.A.	Ph	m	
	Madrid	GlaxoSmithKline Consumer Healthcare S.A.	CH	m	
	Aranda de Duero	Glaxo Wellcome, S.A.	Ph	p	
Sweden	Solna	GlaxoSmithKline AB	Ph	m	
Switzerland	Muenchenbuchsee	GlaxoSmithKline AG	Ph	m	
<b>USA</b>					
USA	Research Triangle Park	Stiefel Laboratories, Inc.	Ph	m p	
	Marietta	Corixa Corporation	Ph	p r	
	Philadelphia	GlaxoSmithKline LLC	Ph,CH	d e m p r s	
	Pittsburgh	GlaxoSmithKline Consumer Healthcare, L.P.	CH	m p	88
	Pittsburgh	Block Drug Company, Inc.	CH	m	
	Wilmington	GlaxoSmithKline Holdings (Americas) Inc.	Ph,CH	h	
	Wilmington	GlaxoSmithKline Capital Inc.	Ph,CH	f	
	Cambridge	Sirtris Pharmaceuticals Inc.	Ph	r	
	Research Triangle Park	ViiV Healthcare Company	Ph	m	77
Rockville	Human Genome Sciences, Inc.	Ph	d m p r		
<b>Americas</b>					
Bermuda	Hamilton	GlaxoSmithKline Insurance Ltd	Ph,CH	i	
Canada	Mississauga	GlaxoSmithKline Inc.	Ph	m p r	
	Mississauga	GlaxoSmithKline Consumer Healthcare Inc.	CH	m	
	Laval	ID Biomedical Corporation of Quebec	Ph	d e p r	
Mexico	Mexico City	GlaxoSmithKline Mexico S.A. de C.V.	Ph,CH	e m p s	
<b>Asia Pacific</b>					
Australia	Boronia	GlaxoSmithKline Australia Pty Ltd	Ph,CH	d e m p r	
China	Beijing	GlaxoSmithKline (China) Investment Co. Ltd	Ph,CH	d h m r s	
	Hong Kong	GlaxoSmithKline Limited	Ph,CH	m	
	Shanghai	GlaxoSmithKline Biologicals (Shanghai) Ltd	Ph	m p	
	Tianjin	Sino-American Tianjin Smith Kline & French Laboratories Ltd	CH	e m p	55
India	Mumbai	GlaxoSmithKline Pharmaceuticals Limited	Ph	m p	51
	New Delhi	GlaxoSmithKline Consumer Healthcare Limited (iii)	CH	d e m p r s	43
Malaysia	Petaling Jaya	GlaxoSmithKline Pharmaceutical Sdn Bhd	Ph	m	
	Selangor	GlaxoSmithKline Consumer Healthcare Sdn Bhd	CH	m	
New Zealand	Auckland	GlaxoSmithKline NZ Limited	Ph,CH	d m	
Pakistan	Karachi	GlaxoSmithKline Pakistan Limited	Ph,CH	e m p r	83
Philippines	Makati	GlaxoSmithKline Philippines Inc	Ph,CH	d e m	
Singapore	Singapore	Glaxo Wellcome Manufacturing Pte Ltd	Ph	d e p r s	
	Singapore	GlaxoSmithKline Pte Ltd	Ph,CH	d e m s	
South Korea	Seoul	GlaxoSmithKline Korea Limited	Ph,CH	m	
Thailand	Bangkok	GlaxoSmithKline (Thailand) Limited	Ph,CH	m	

## 43 Principal Group companies continued

Japan	Location	Subsidiary	Sector	Activity	%
Japan	Tokyo	GlaxoSmithKline K.K.	Ph,CH	d m p	
<b>Latin America</b>					
Argentina	Buenos Aires	GlaxoSmithKline Argentina S.A.	Ph,CH	e m p r	
	Buenos Aires	Laboratorios Phoenix Sociedad Anonima Industrial Comercial y Financiera		Ph	d e m p
Brazil	Rio de Janeiro	GlaxoSmithKline Brasil Limitada	Ph,CH	d e m p	
Colombia	Bogota	GlaxoSmithKline Colombia S.A.	Ph,CH	m	
Venezuela	Caracas	GlaxoSmithKline Venezuela, C.A.	Ph,CH	m	
<b>Middle East &amp; Africa</b>					
Egypt	Cairo	GlaxoSmithKline S.A.E	Ph,CH	e m p	91
Nigeria	Lagos	GlaxoSmithKline Consumer Nigeria plc	Ph,CH	e m p	46
South Africa	Johannesburg	GlaxoSmithKline South Africa (Pty) Limited	Ph,CH	e m p	
Turkey	Istanbul	GlaxoSmithKline Ilaclari Sanayi ve Ticaret A.S.	Ph,CH	m	
<b>Middle East &amp; Africa Associate</b>					
South Africa	Johannesburg	Aspen Pharmacare Holdings Limited (iv)	Ph,CH	m p r	19

- (i) Incorporated in Singapore.
- (ii) Exempt from the provisions of section 7 of the Companies (Amendment) Act 1986 (Ireland).
- (iii) Consolidated as a subsidiary undertaking in accordance with section 1162 (4)(a) of the Companies Act 2006 on the grounds of dominant influence. On 5 February 2013, GSK announced an increase in the Group's shareholding to 72.5% following the completion of an open offer undertaken by GlaxoSmithKline Pte. Ltd.
- (iv) Equity accounted on the grounds of significant influence.
- \* Directly held wholly owned subsidiary of GlaxoSmithKline plc.

### Key

Business sector: Ph Pharmaceuticals, CH Consumer Healthcare  
 Business activity: d development, e exporting, f finance, h holding company, i insurance, m marketing, p production, r research, s service

Full details of all Group subsidiary and associated undertakings will be attached to the company's Annual Return to be filed with the Registrar of Companies. Each of GlaxoSmithKline Capital Inc. and GlaxoSmithKline Capital plc is a wholly-owned finance subsidiary of the company, and the company has fully and unconditionally guaranteed the securities issued by each of GlaxoSmithKline Capital Inc. and GlaxoSmithKline Capital plc.

## Notes to the financial statements

### 44 Legal proceedings

The Group is involved in significant legal and administrative proceedings, principally product liability, intellectual property, tax, anti-trust and governmental investigations, as well as related private litigation. The Group makes provision for these proceedings on a regular basis as summarised in Note 2, 'Accounting principles and policies' and Note 29, 'Other provisions'. The Group may become involved in significant legal proceedings in respect of which it is not possible to make a reliable estimate of the expected financial effect, if any, that could result from ultimate resolution of the proceedings. In these cases, appropriate disclosures about such cases would be included but no provision would be made.

With respect to each of the legal proceedings described below, other than those for which a provision has been made, the Group is unable to make a reliable estimate of the expected financial effect at this stage. The Group does not believe that information about the amount sought by the plaintiffs, if that is known, would be meaningful with respect to those legal proceedings. This is due to a number of factors, including, but not limited to, the stage of proceedings, the entitlement of parties to appeal a decision and clarity as to theories of liability, damages and governing law. Intellectual property claims include challenges to the validity and enforceability of the Group's patents on various products or processes as well as assertions of non-infringement of those patents. A loss in any of these cases could result in loss of patent protection for the product at issue. The consequences of any such loss could be a significant decrease in sales of that product and could materially affect future results of operations for the Group.

Legal expenses incurred and provisions related to legal claims are charged to selling, general and administration costs. Provisions are made, after taking appropriate legal and other specialist advice, where an outflow of resources is considered probable and a reliable estimate can be made of the likely outcome of the dispute. In respect of product liability claims related to certain products, there is sufficient history of claims made and settlements to enable management to make a reliable estimate of the provision required to cover unasserted claims. At 31 December 2012, the Group's aggregate provision for legal and other disputes (not including tax matters described in Note 14, 'Taxation') was £0.5 billion. The ultimate liability for legal claims may vary from the amounts provided and is dependent upon the outcome of litigation proceedings, investigations and possible settlement negotiations.

The Group's position could change over time, and, therefore, there can be no assurance that any losses that result from the outcome of any legal proceedings will not exceed by a material amount, the amount of the provisions reported in the Group's financial accounts. If this were to happen, it could have a material adverse impact on the results of operation of the Group in the reporting period in which the judgments are incurred or the settlements entered into. The most significant of these matters are described below.

#### Intellectual property

##### *Advair/Seretide*

A number of companies have challenged the Group's patents covering *Advair/Seretide* (salmeterol/fluticasone propionate) in certain European jurisdictions, including in the UK, Belgium, France, Germany, Ireland and the Netherlands. On 23 February 2010, in actions brought by Mylan Pharmaceuticals, Inc., Hexal Pharmaceuticals ('Hexal'), Neolab Ltd. and Ivax International, the Federal Court in Munich revoked the Group's German *Seretide* combination patent for lack of inventive step.

In the Netherlands, in an action brought by Sandoz Pharmaceuticals ('Sandoz') and Hexal, the District Court of The Hague on 26 January 2011 revoked the Supplementary Protection Certificate ('SPC') which extends protection for the product until September 2013.

A revocation action against the basic patent covering the *Seretide* combination in Ireland was filed in the High Court in Dublin on behalf of Ivax in July 2008. The High Court handed down a decision on 26 June 2009 finding the patent invalid for obviousness. The Group filed an appeal of this decision in October 2009. No trial date has been set for the appeal.

There are currently no generic salmeterol/fluticasone propionate fixed combination products in the UK, Belgium, France, Germany, Ireland or the Netherlands.

On 4 July 2011, the Group entered into a settlement agreement with Sandoz pursuant to which the parties resolved all pending litigation relating to the Group's combination patents for *Seretide* in Europe. The settlement agreement provides that the Group will not pursue legal action under its combination patents against Sandoz to block its launch of a generic salmeterol/fluticasone propionate product in any European country. Sandoz has not received regulatory approval for a salmeterol/fluticasone propionate product in any European country as of this date.

##### *Argatroban*

In December 2007, Encysive Pharmaceuticals Inc. ('Encysive'), Mitsubishi Kasei Corporation ('Mitsubishi') and the Group filed an action in the United States District Court for the Southern District of New York against Barr Laboratories, Inc. ('Barr') for infringement of Mitsubishi's pharmaceutical composition patent covering argatroban. Pursuant to a licence from Mitsubishi, Encysive developed argatroban for the treatment of heparin-induced thrombocytopenia and holds the New Drug Application approved by the US Food and Drug Administration ('FDA'). Encysive licensed the US marketing rights for argatroban to the Group. The Mitsubishi patent expires in June 2014. Barr (now Teva Pharmaceuticals, Inc. ('Teva')) filed an Abbreviated New Drug Application ('ANDA') with the FDA with a certification of invalidity, unenforceability and non-infringement of the Mitsubishi patent. On 17 June 2010, the Group and its partners prevailed against Teva, with the trial judge ruling that Mitsubishi's patent covering the formulation for injectable argatroban was infringed and not invalid. On 2 August 2011, the United States Court of Appeal for the Federal Circuit affirmed the decision. As a result of the Court's decision, Teva is precluded from launching its generic product until 20 June 2014.

On 30 March 2012, the Group filed suit in the US District Court for the District of New Jersey to enjoin Hikma Pharmaceuticals ('Hikma') from launching a generic argatroban product. Pfizer (which had acquired Encysive) and Mitsubishi were joined in the suit as the Group's licensors. A trial was held on 10 July 2012. On 31 July 2012, the Court found the patent valid, but not infringed. Hikma announced that it was launching its product on 13 December 2012.

##### *Arzerra/Benlysta/Cabilly patents*

On 17 February 2010, the Group filed a declaratory action in the United States District Court for the Northern District of California for a declaration that US Patent No. 6,331,415 (known as the 'Cabilly II' patent), which is owned jointly by Genentech, Inc. and the City of Hope, is invalid, unenforceable, or not infringed by the Group's product *Arzerra* (ofatumumab), which is approved by the FDA for refractory chronic lymphocytic leukaemia ('CLL'). Genentech and the City of Hope counterclaimed for infringement. The suit subsequently was transferred to the United States District Court for the Middle District of California.



## 44 Legal proceedings continued

On 12 April 2011, after obtaining a third Cabilly patent (the 'Cabilly III' patent), Genentech filed suit against the Group in the United States District Court for the Middle District of California alleging that the Group and Lonza, the manufacturer of *Arzerra*, infringed the Cabilly III patent by making and selling *Arzerra*. The Group is contractually required to defend and indemnify Lonza for claims related to *Arzerra* under the Cabilly patents. Genentech also sued the Group and Human Genome Sciences, Inc. ('HGS') claiming infringement by the making and selling of *Benlysta* under the Cabilly II and III patents. HGS, the Group's prior licensor for *Benlysta*, was acquired by the Group in 2012.

The Group settled its litigation with Genentech over the Cabilly II and Cabilly III patents relating to *Arzerra* in May 2012 and relating to *Benlysta* in December 2012. The Group has obtained a worldwide, royalty-bearing license with regard to both products.

On 23 March 2010, Genentech and Biogen Idec filed suit against the Group in the United States District Court for the Southern District of California alleging that the Group's sale of *Arzerra* induces and contributes to infringement of their patent that claims the treatment of CLL with an anti-CD-20 monoclonal antibody. The Group counterclaimed that the patent is invalid or not infringed. On 18 October 2011, the District Court issued a ruling that construed the claims in a manner such that *Arzerra* would not infringe the patent. Genentech and Biogen Idec stipulated to a judgment of no infringement, and filed an appeal of the claim construction issue to the United States Court of Appeals for the Federal Circuit on 5 December 2011. The appeal was heard on 8 November 2012. A decision has not yet been rendered.

### *Avodart/Jalyn*

On 29 November 2010, Banner Pharmacaps, Inc. ('Banner') notified the Group that it had filed an ANDA to market a generic version of *Avodart* (dutasteride). Banner's notification contained a Paragraph IV certification alleging that two patents expiring in 2013 and one patent expiring in 2015 (the '467 patent) covering the compound dutasteride were invalid or not infringed by Banner's proposed generic dutasteride product.

The Group subsequently received similar notices from Anchen Pharmaceuticals ('Anchen'), Roxane Laboratories ('Roxane'), Watson Laboratories, Inc. ('Watson'), Mylan Pharmaceuticals, Inc. ('Mylan'), and Apotex, Inc. ('Apotex') each variously challenging either the '467 patent or all 3 patents.

The Group filed suit against Banner and Anchen in the United States District Court for the District of Delaware on 13 January 2011 for infringement of the *Avodart* patents. As a consequence, a stay against FDA approval of Banner's and Anchen's products will be in effect until the earlier of May 2013 or a decision adverse to the Group. A separate complaint was filed against Roxane and Watson in the same court on 17 June 2011. On 8 September 2011, the Group filed suit against Mylan and Impax. On 31 August 2012, the Group filed suit against Apotex. Thirty-month stays against FDA approval of these subsequent generic products will extend past the Anchen/Banner stay of May 2013.

Except for the August, 2012 suit against Apotex, all of the cases for *Avodart* and *Jalyn* (described below) have been consolidated with the original case against Anchen and Banner. A trial was held on 28 January 2013. A decision has not yet been rendered.

In May, 2010, the Group settled an earlier patent challenge against *Avodart* by Teva Pharmaceuticals, Inc. ('Teva'). Under the terms of the settlement, Teva will be permitted to launch its generic dutasteride product in the fourth quarter of 2015 or earlier under certain circumstances. Teva's generic dutasteride product was approved by the FDA on 21 December 2010.

On 29 December 2010, Anchen notified the Group that it had filed an ANDA for *Jalyn* with a Paragraph IV certification alleging that the '467 patent, which expires in 2015, was invalid, unenforceable or not infringed. *Jalyn*, a combination of dutasteride and tamsulosin, is covered by the same three patents that cover *Avodart*. Subsequently, the Group received similar notices from Impax Laboratories, Inc. and Watson challenging one or more of the patents covering *Jalyn*. The Group sued all the ANDA applicants for *Jalyn* in the United States District Court for the District of Delaware. These cases have been consolidated for trial with the *Avodart* cases. On 17 January 2013, the Group and Anchen settled the litigation on terms that would allow Anchen to enter the market for *Jalyn* in the fourth quarter of 2015 or earlier under certain circumstances. A trial was held on 28 January 2013 with the remaining defendants. A decision has not yet been rendered.

### *Benlysta*

In September, 2012, the UK Court of Appeal refused an appeal by Eli Lilly and Company ('Eli Lilly') asserting that Human Genome Sciences, Inc. ('HGS') UK Patent No. EP0939804 for *Benlysta* was invalid on the grounds that it lacked the necessary information required to work the invention described in the claims which covered antibodies (the 'antibody claim insufficiency argument'). The UK High Court and the UK Supreme Court previously had decided that the patent was valid on all other grounds. The initial revocation was brought by Eli Lilly in 2006 on the patent which claims the cytokine BLYS and any antibody that binds to BLYS, such as *Benlysta* (belimumab). Eli Lilly has petitioned the UK Supreme Court to hear an appeal on its antibody claim insufficiency argument. The decision of the UK Supreme Court whether to grant the appeal is pending.

Eli Lilly has also requested a declaration that any Supplementary Protection Certificate ('SPC') filed by HGS to extend its UK patent based upon Eli Lilly's anti-BLYS mAb will be invalid. On 3 August 2012, a decision was issued by the UK Court of Appeal to refer questions to the Court of Justice of the European Union ('CJEU') relating to whether the product is protected by a basic patent in force. The judge ordered that the remaining issues, which are not included in the referral, should go to a fact-finding trial at the UK High Court. A trial date has been set for July 2013 at the UK High Court. The CJEU reference is likely to be heard in early 2014.

On 2 November 2011, Eli Lilly brought an action in the UK Patents Court for revocation of a European patent owned by Biogen Idec covering the use of an antibody against B Lymphocyte Stimulatory (also known as BLYS) for the treatment of autoimmune diseases. The Group is exclusively licensed under this patent and is responsible for defending the action. In March 2012, a similar action was brought by Lilly against the equivalent Biogen Idec patent in Ireland. The European patent was also challenged in parallel proceedings by Merck Serono at the European Patent Office. On 20 October 2012, the Biogen patent was revoked by the Technical Board of Appeal at the EPO, which automatically rendered the various national patents invalid and the cases moot. This proceeding is now closed because the European patent was revoked in parallel proceedings by the European Patent Office. The revocation action will have no direct effect on the ability of the Group to market *Benlysta*, or on the validity of the other patents which cover *Benlysta*.

## Notes to the financial statements

### 44 Legal proceedings continued

#### *Epzicom*

On 30 November 2007, the Group received notice that Teva Pharmaceuticals USA, Inc. ('Teva') had filed an ANDA with a Paragraph IV certification for *Epzicom* (the combination of lamivudine and abacavir). The certification challenged only the patent covering the hemisulfate salt of abacavir, which expires in 2018. The Group did not sue Teva under this patent. On 27 June 2011, ViiV Healthcare received notice that Teva had amended its ANDA for *Epzicom* to contain a Paragraph IV certification for two additional patents listed in the Orange Book, alleging the patents were invalid, unenforceable or not infringed. The patents challenged in this new certification relate to a method of treating HIV using the combination (expiring in 2016), and a certain crystal form of lamivudine (expiring in 2016). On 5 August 2011, ViiV Healthcare filed suit against Teva under the combination patent in the United States District Court for the District of Delaware. A stay is in place against FDA approval of Teva's ANDA until the earlier of December 2013 or a decision adverse to ViiV Healthcare in the matter. The District Court has consolidated discovery in the *Epzicom* case with ViiV Healthcare's patent infringement suit against Lupin Ltd relating to *Trizivir*, as both cases involve the same patent covering the combination of lamivudine and abacavir. Trial is scheduled for either 23 September 2013 or, if the judge decides to join the case with the *Trizivir* matter, for trial on 24 June 2013.

#### *Lexiva*

On 23 April 2012, Ranbaxy Laboratories Limited ('Ranbaxy') notified ViiV Healthcare that it had filed a Paragraph IV certification alleging that a patent claiming a polymorphic form of fosamprenavir calcium, the active ingredient in *Lexiva*, was invalid or not infringed. The patent expires in 2020. ViiV Healthcare did not sue under this patent.

On 30 July 2012, Mylan Pharmaceuticals, Inc. ('Mylan') notified ViiV Healthcare that it had filed an ANDA for *Lexiva* with a Paragraph IV certification asserting that patents claiming (i) the active ingredient (expiring in 2018) and (ii) a polymorphic form of the active ingredient (expiring 2020), are invalid, unenforceable, or not infringed. Mylan is the second generic to file an ANDA for *Lexiva*, but the first generic company to challenge the basic compound patent on the active ingredient.

On 23 August 2012, ViiV Healthcare and its licensor, Vertex Pharmaceuticals Incorporated, filed a patent infringement suit against Mylan on the patent claiming the active ingredient (but not the patent claiming the polymorph) in the US District Court for the District of Delaware. Mylan subsequently filed a declaratory judgment action against ViiV Healthcare alleging that the polymorph patent is invalid and not infringed. ViiV Healthcare stipulated to noninfringement of the patent claiming the polymorph. Trial is scheduled for 17 May 2014 for infringement of the basic active ingredient patent for *Lexiva*.

On 18 October 2012, Ranbaxy filed a Petition for Inter Parties Review in the US Patent & Trademark Office ('USPTO') alleging that the basic compound patent covering the active ingredient is invalid. This is a collateral attack on the patent and will run in parallel to the court challenge. ViiV Healthcare has responded to the USPTO and has asserted that the petition should not be granted.

#### *Lovaza*

In March 2009, the Group received notice that Teva Pharmaceuticals USA, Inc. ('Teva'), Par Pharmaceuticals, Inc. ('Par'), and Apotex Inc. ('Apotex') had filed ANDAs with a Paragraph IV certification alleging that two patents covering *Lovaza* (omega-3-acid ethyl esters) are invalid, unenforceable, or not infringed. The patents expire in March 2013 and April 2017. The Group is the licensee under these patents and has marketing rights in the USA and Puerto Rico. Pronova BioPharma Norge AS ('Pronova'), the owner of the patents, sued Teva, Par and Apotex in the United States District Court for the District of Delaware. The Group was not a party to these suits.

On 30 March 2011, Pronova entered into an agreement with Apotex to settle their patent litigation in the USA related to *Lovaza*. The settlement grants Apotex a licence to enter the US market with a generic version of *Lovaza* in the first quarter of 2015. Other terms of the settlement are confidential.

A trial involving Teva and Par was held in March and April 2011. On 28 May 2012, the United States District Court for the District of Delaware ruled in Pronova's favour, finding Pronova's patent claims are valid and would be infringed by Teva and Par. The court enjoined FDA approval of Teva's and Par's products until 2017. Par and Teva appealed to the Court of Appeals for the Federal Circuit on 27 June 2012. Briefing was completed on 15 January 2013, and the parties await a hearing.

Pronova and the Group also have received Paragraph IV notices from Endo Pharmaceuticals ('Endo'), Mylan Pharmaceuticals, Inc. ('Mylan'), Sandoz, Inc. ('Sandoz') and Strides Arcolab, Ltd. ('Strides') advising that they have submitted ANDAs to the FDA for a generic form of *Lovaza*. Pronova has chosen not to assert its patents against Endo, Mylan, Sandoz and Strides while awaiting the ruling in the litigation against Teva and Par in the United States District Court for the District of Delaware.

#### *Trizivir*

On 18 May 2011, ViiV Healthcare received notice that Lupin Ltd. ('Lupin') had filed an ANDA containing a Paragraph IV certification for *Trizivir* (the triple combination of lamivudine, AZT and abacavir) alleging that three patents listed in the Orange Book for *Trizivir* are either invalid, unenforceable or not infringed. These patents relate to a method of treating HIV using the triple combination (expiring in 2016), the hemisulfate salt of abacavir (expiring in 2018), and a certain crystal form of lamivudine (expiring in 2016). On 29 June 2011, ViiV Healthcare filed suit against Lupin under the patent covering the triple combination in the United States District Court for the District of Delaware. On 31 October 2011, the District Court consolidated the case for discovery with ViiV Healthcare's patent infringement suit involving Teva Pharmaceuticals USA, Inc. and *Epzicom* pending in the same court. A stay is in place against FDA approval of Lupin's ANDA until the earlier of November 2013 or a decision adverse to ViiV Healthcare in the matter. Trial is scheduled to begin on 24 June 2013.

#### *Veramyst*

On 9 November 2011, the Group received notice that Sandoz, Inc. had filed an ANDA with a Paragraph IV certification for *Veramyst* (fluticasone furoate) Nasal Spray, challenging the three patents listed in the Orange Book for *Veramyst* as invalid, unenforceable, or not infringed. All three patents expire in 2021. On 23 December 2011, the Group filed suit against Sandoz in the United States District Court for the District of Delaware on all three patents. A stay against FDA approval of Sandoz's generic product will be in place until the earlier of a court decision adverse to the Group or May 2014. Trial is scheduled to begin on 2 December 2013.

## 44 Legal proceedings continued

### Product liability

Pre-clinical and clinical trials are conducted during the development of potential products to determine the safety and efficacy of products for use by humans following approval by regulatory bodies. Notwithstanding these efforts, when drugs and vaccines are introduced into the marketplace, unanticipated safety issues may become, or be believed by some to be, evident. The Group is currently a defendant in a number of product liability lawsuits related to the Group's Pharmaceutical and Consumer Healthcare products. The most significant of those matters are described below. The Group has been able to make a reliable estimate of the expected financial effect of the matters discussed in this category and has included a provision for the matters below in the provision for legal and other disputes, as also noted in Note 29, 'Other provisions'.

#### Avandia

The Group has been named in product liability lawsuits on behalf of individuals asserting personal injury claims arising out of the use of *Avandia*. The federal cases filed against the Group are part of a multi-district litigation proceeding pending in the United States District Court for the Eastern District of Pennsylvania. Cases have also been filed in a number of state courts. Cases filed in state court in Philadelphia have been coordinated in the Mass Tort Program; cases in state court in California have been coordinated in Los Angeles. Additionally, there are a number of purported class actions seeking economic damages on behalf of third party payers and consumers asserting claims arising under various state and federal laws, including the Racketeer Influenced and Corrupt Organizations Act ('RICO'), state unfair trade practices and/or consumer protection laws. In addition, three subrogation actions initiated by United Health Group, Inc. and Humana have been brought against the Group. On 28 June 2012, the United States Court of Appeals for the Third Circuit ruled that Medicare Advantage organisations such as United Health Group and Humana Medical Plan have a federal cause of action under the Medicare Act. On 5 December 2012, the Group filed a petition for certiorari with the US Supreme Court seeking review of the Third Circuit's decision. On 13 December 2012, Humana asked the District Court to certify its action as a class action on behalf of Medicare Advantage organisations; the Group has opposed this motion.

As of February 2013, the Group has reached agreements to settle the substantial majority of federal and state cases pending in the USA. Eleven purported class actions on *Avandia* are pending in Canada. The Group has reached an agreement in principle to resolve the single purported consumer class action in Israel.

#### Paxil and Paxil CR

The Group has received numerous lawsuits and claims alleging that use of *Paxil* (paroxetine) has caused a variety of injuries. Most of these lawsuits in recent years have alleged that the use of *Paxil* during pregnancy resulted in the birth of a child with birth defects or health issues. Other lawsuits and claims have alleged that patients who took *Paxil* committed or attempted to commit suicide or acts of violence or that patients suffered symptoms on discontinuing treatment with *Paxil*.

The Group has reached agreements to settle the substantial majority of the US claims relating to *Paxil* use during pregnancy as of February 2013, but a number of claims related to use during pregnancy are still pending, including several scheduled for trial in the Philadelphia Mass Tort Program. Other matters have been dismissed without payment.

In Canada, a nationwide class action was certified in a British Columbia lawsuit alleging cardiovascular defects in children whose mothers had taken *Paxil* during pregnancy. Another purported class action in Canada making similar allegations is pending.

Final court approval of a class settlement was received in a certified statewide class action seeking restitution for alleged violations of the California Unfair Competition Law relating to symptoms on discontinuing use of *Paxil*.

In the UK, in late 2010, public funding was withdrawn from the hundreds of claimants who had received funding to pursue litigation alleging that *Paxil* had caused them to suffer from withdrawal reactions and dependency. The Legal Services Commission's decision to withdraw funding remains the subject of an appeal to a Special Cases Review Panel by some claimants. Other claimants have discontinued their claims.

#### Poligrip

Beginning in 2005, a number of product liability lawsuits and claims were filed against the Group in both state and federal courts in the USA, including purported class actions, alleging that the zinc in *Super Poligrip* causes copper depletion and permanent neurologic injury. The federal cases were consolidated in the Denture Cream Adhesive multi-district litigation ('MDL') in the United States District Court for the Southern District of Florida which was established in June 2009. Both the Group and Procter & Gamble are defendants in this litigation. Included in the MDL were four purported class actions asserting economic loss claims under state consumer protection laws and claims for medical monitoring, and all of the putative class actions have now been dismissed. With two current exceptions (one state court case in Pennsylvania, and one state court case in small claims court in Tennessee), all of the state court cases were consolidated in the Philadelphia Mass Tort Program ('MTP'). As of 31 January 2013, the vast majority of individual cases previously pending in both the MDL and MTP have been dismissed, with fewer than ten active cases in the MDL and three active cases in the MTP still pending against the Group. One individual lawsuit, as well as five purported class actions asserting consumer fraud claims were also filed and remain pending in Canada. There are a few unfiled claims in the UK and elsewhere. The Group voluntarily withdrew all zinc-containing formulations of *Super Poligrip* from the market in early 2010.



## Notes to the financial statements

### 44 Legal proceedings continued

#### Sales and marketing and regulation

The Group has been able to make a reliable estimate of the expected financial effect of the matters discussed in this category and has included a provision for such matters in the provision for legal and other disputes, except as noted below. Matters for which the Group has made a provision are also noted in Note 29, 'Other provisions'.

#### 'Colorado investigation'

In February 2004, the Group received a subpoena from the United States Attorney's office in Colorado regarding the Group's sales and promotional practices relating to nine of its largest selling products, for the period from January 1997 to 2004. That investigation was later taken over by the United States Attorney's Office for the District of Massachusetts and expanded to the present with respect to *Advair*. On 2 July 2012, the Group announced that it had reached an agreement with the United States Government, multiple states and the District of Columbia to conclude the Group's most significant ongoing United States federal government investigations, specifically, (i) the Colorado investigation into the Group's sales and marketing practices begun in February 2004; (ii) the United States Department of Justice's investigation of possible inappropriate use of the nominal price exception under the Medicaid Rebate Program; and (iii) the Department of Justice's investigation of the development and marketing of *Avandia*, for a settlement payment of \$3 billion. The settlement resolved criminal and civil liabilities related to these investigations. The payment was covered by the Group's existing provisions and funded through existing cash resources.

Under the terms of the settlement, GSK pleaded guilty to misdemeanour violations of the US Federal Food, Drug and Cosmetic Act related to certain aspects of the marketing of *Paxil* for paediatric use and of *Wellbutrin* for certain uses, and for failure to include information about the initiation or status of certain *Avandia* studies in periodic and annual reports submitted to the FDA. Additionally, as part of the agreement, the Group entered into a Corporate Integrity Agreement ('CIA') with the Office of Inspector General ('OIG') of the US Department of Health and Human Services. The CIA also covers a portion of GSK's manufacturing operations related to the Group's settlement in 2010 of events in the early 2000s at the Group's former manufacturing facility in Cidra, Puerto Rico.

To date, 44 states and the District of Columbia have agreed to join the federal settlement agreement and receive all or a portion of their share of the settlement payment under the agreement.

#### Avandia-related matters

As noted above, on 2 July 2012, the Group reached agreement with the US Government, a number of states, and the District of Columbia to resolve the federal government's *Avandia* investigation. The settlement resolved claims under federal/state Medicaid programs. On 15 November 2012, the Group agreed to pay \$90 million to settle claims by 37 states and the District of Columbia under state consumer protection laws regarding the marketing and promotion of *Avandia*.

The Attorneys General Offices of the states of Kentucky, Louisiana, Maryland, Mississippi, New Mexico, South Carolina, Utah, and West Virginia have each filed suit against the Group asserting various statutory and common law claims relating to the development and marketing of *Avandia* and, with regard to the state of Louisiana, other of the Group's products. The Group is also defending an action by the County of Santa Clara, California, which was brought under California's consumer protection laws seeking civil penalties and restitution.

#### Average wholesale price

The United States Department of Justice ('DOJ'), a number of states and putative classes of private payers have for several years been investigating and/or bringing civil litigation regarding allegations that numerous pharmaceutical companies, including the Group, violated federal or state fraud and abuse laws as a result of the way 'average wholesale price' ('AWP') and 'wholesale acquisition cost' ('WAC') have been determined and reported for various drugs reimbursed under the Medicare, Medicaid and other insurance programmes. In 2005, the Group reached a \$149 million civil settlement with the federal government to resolve allegations relating to the pricing and marketing of *Zofran* and *Kytril* (the 'DOJ Settlement'). The Group also amended its then-existing Corporate Integrity Agreement as a requirement of the settlement. In 2007, the Group received final approval of a \$70 million nationwide private payer class action settlement relating to the Group's price reporting in a multi-district litigation proceeding in the United States District Court for the District of Massachusetts.

A number of states through their respective Attorneys General, and most of the counties in New York State, filed civil lawsuits in state and federal courts against the Group and many other drug companies claiming damages and restitution due to AWP and/or WAC price reporting for pharmaceutical products covered by the states' Medicaid programmes. The states seek recovery on behalf of the states as payers and, in some cases, on behalf of in-state patients as consumers.

The Group has separately resolved AWP claims by state Medicaid programmes in almost all of the states through the DOJ Settlement or separate negotiations. Litigation concerning AWP issues is continuing with two states, Illinois and Wisconsin.

#### Cidra, Puerto Rico manufacturing site

On 26 October 2010, the Group finalised an agreement with the US Attorney's Office for the District of Massachusetts and the US Department of Justice with respect to the investigation of the Group's former manufacturing facility in Cidra, Puerto Rico. Under the agreement and as a comprehensive settlement of pending claims against the Group arising from the investigation, the Group paid a total of \$750 million (£500 million) to resolve all civil and criminal allegations, and SB Pharmco Puerto Rico, Inc., a subsidiary of the Group, pleaded guilty to certain charges. The CIA with the US Government entered into in July 2012 covers a portion of the manufacturing operations and compliance matters related to the Group's 2010 settlement of this investigation.

#### HIV division enquiry

On 26 July 2010, the Group received a subpoena from the Eastern District of New York's US Attorney's Office regarding sales and marketing practices for three HIV products, as well as educational programmes, grants or payments to physicians regarding any drug used to treat HIV-infected adults. On 5 September 2012, the Group was advised that the US Government had concluded its investigation and declined to intervene in a *qui tam* lawsuit filed in the United States District Court for the Eastern District of New York. On 14 February 2013, the Group moved to dismiss the lawsuit.

## 44 Legal proceedings continued

### Nominal pricing

In May, 2004, the Group was advised by the US Department of Justice that it was investigating certain of the Group's nominal pricing and bundled sale arrangements under the nominal price exception to the best price reporting requirements of the Medicaid Drug Rebate Programme. The Group also received subpoenas and requests for documents and information from Delaware and Michigan related to the Group's nominal price arrangements. These matters were resolved as part of the Group's settlement agreement with the federal government announced on 2 July 2012. The Group has not entered into any nominal price arrangements since December 2003.

### Lovaza

On 18 April 2011, the Group received a subpoena from the Office of the Inspector General of the US Department of Health and Human Services requesting production of documents relating to the Group's marketing and promotion of *Lovaza*. The Group complied with the request and the US Government declined to take any further action in the investigation. The matter was finally resolved at approximately the same time as the Group's settlement agreement with the federal government announced on 2 July 2012.

### Paxil/Seroxat

In 2004, the Group settled a lawsuit filed by the New York State Attorney General's office alleging that the Group failed to disclose data on the use of *Paxil* in children and adolescents. In 2007 and 2008, the Group made class settlements of lawsuits brought by consumers and third-party payers, respectively, for economic damages allegedly resulting from prescriptions of *Paxil* to children and adolescents. The Group denied liability in these settlements. In 2010, plaintiffs voluntarily dismissed a similar purported class action filed on behalf of governmental entities that paid for prescriptions of *Paxil* to minors. There remains a similar purported class action in Canada seeking economic damages on behalf of individuals, third party payers and governmental entities that purchased *Paxil* for use by patients under the age of 18.

### SEC/DOJ FCPA enquiry

The US Securities and Exchange Commission ('SEC') and the US Department of Justice initiated an industry-wide enquiry in 2010 into whether pharmaceutical companies may have engaged in violations of the Foreign Corrupt Practices Act relating to the sale of pharmaceuticals, including in Argentina, Brazil, Canada, China, Germany, Italy, Poland, Russia and Saudi Arabia. The Group is one of the companies that have been asked to respond to this enquiry and is cooperating with the SEC and DOJ. No provision has been made for this matter.

### Anti-trust/competition

The Group has been able to make a reliable estimate of the expected financial effect of the matters discussed in this category and has included a provision for such matters in the provision for legal and other disputes, except as noted below. Matters for which the Group has made a provision are also noted in Note 29, 'Other provisions'.

### EU sector enquiry

On 17 January 2011, the European Commission requested information from the Group and a number of other pharmaceutical companies relating to patent settlement agreements affecting European Union and European Economic Area markets. The request for information was the second monitoring exercise by the Commission of patent settlement agreements in the pharmaceuticals sector. The results of the 2011 exercise were published on 6 July 2011. On 23 January 2012, the Commission repeated this exercise (its third patent settlement monitoring exercise). The Group responded on 3 February 2012. On 22 January 2013, the Commission again repeated this exercise and requested information from the Group. The Group responded on 5 February 2013. No provision has been made for this matter.

### EU enquiry: *Tyverb* and *Combivir*

On 17 December 2012, the Group and ViiV Healthcare received a request for information from the European Commission regarding the application of 'direct to pharmacy' distribution of the Group's product, *Tyverb*, and ViiV Healthcare's product, *Combivir*. The Group and ViiV Healthcare have provided the requested information. No provision has been made for this matter.

### UK Office of Fair Trading Competition Act investigation

On 12 August 2011, the UK Office of Fair Trading ('OFT') launched a formal investigation of the Group and other pharmaceutical companies for potential infringement of the Competition Act. The investigation focuses on whether: (i) litigation settlements between the Group and potential suppliers of generic paroxetine formulations, entered between 2001 and 2003, had as their object or effect the prevention, restriction, or distortion of competition in the UK, and (ii) the Group has infringed its dominant position by making payments to potential suppliers of generic paroxetine with the aim of restricting the development of full generic competition in the UK. The Group terminated the agreements at issue in 2004. The OFT investigation covers issues that were also investigated by the European Commission in 2005 – 2006 in respect of paroxetine in the European Union, and also in 2008, as part of the European Commission Pharmaceutical Sector enquiry. On 2 March 2012, the Commission announced that it had formally concluded its enquiry with no further action. In March 2012, the OFT decided to focus its investigation on potential anti-competitive aspects of the paroxetine settlement agreements and dropped the investigation in relation to potential abuse of dominance. However, in February 2013, the OFT decided to re-open the dominance aspects of the matter.

The Group is cooperating with the OFT in the investigation. The Group has provided information and documentation in response to the OFT's requests and has held meetings with the OFT in 2011 and September 2012 to discuss the matter. In November 2012, the OFT advised that it will proceed to a Statement of Objection ('SO'), to be issued in April 2013, subject to OFT's final internal review. No provision has been made for this matter.

## Notes to the financial statements

### 44 Legal proceedings continued

#### *Wellbutrin SR*

In December 2004, January 2005 and February 2005, lawsuits, several of which purported to be class actions, were filed in the United States District Court for the Eastern District of Pennsylvania against the Group on behalf of direct and indirect purchasers of *Wellbutrin SR*. The complaints alleged violations of US anti-trust laws through sham litigation and fraud on the patent office by the Group in obtaining and enforcing patents covering *Wellbutrin SR*. The complaints followed the introduction of generic competition to *Wellbutrin SR* in April 2004, after district and appellate court rulings that a generic manufacturer did not infringe the Group's patents.

On 21 November 2011, the District Court approved the Group's settlement with the certified class of direct purchasers and the settlement has been concluded. On 11 January 2012, the Group reached agreement in principle to settle the claims of all the indirect purchasers for \$21.5 million. Hearing on final approval of the settlement by the District Court is scheduled for 27 June 2013.

#### *Wellbutrin XL*

Actions have been filed against Biovail Corporation ('Biovail') and the Group in the United States District Court for the Eastern District of Pennsylvania by purported classes of direct and indirect purchasers who allege unlawful monopolisation and other anti-trust violations related to the enforcement of Biovail's *Wellbutrin XL* patents and the filing, by Biovail, of citizen petitions. Both direct and indirect purchaser classes have been certified. The District Court granted the Group's motion for partial summary judgement primarily on immunity grounds. On 7 November 2012, the District Court also granted the Group's motion for a stay of all proceedings (except for a limited amount of ongoing discovery) in light of the US Supreme Court's grant of a petition in the *FTC v. Watson* 'reverse payment' patent litigation case.

#### *Flonase*

Purported direct and indirect purchaser class actions were filed in the United States District Court for the Eastern District of Pennsylvania alleging the Group illegally maintained monopoly power in the 'market' for *Flonase* and charged plaintiffs supracompetitive prices. Additionally, a suit was filed by Roxane Laboratories, Inc., a generic competitor, seeking lost profits from the Group's alleged actions unlawfully delaying Roxane's entry into the market. The predicate for all of these allegations was the filing by the Group of allegedly sham citizen petitions and subsequent litigation. On 20 December 2012, the Group reached agreement to settle the litigation with the direct purchasers for a payment of \$150 million and an agreement to settle with the indirect purchaser class and other indirect purchasers for a payment of \$45 million. Hearings to approve the class action settlements are scheduled for 3 June 2013.

#### *Lamictal*

Purported direct and indirect purchaser class actions were filed in the United States District Court for the District of New Jersey alleging that the Group and Teva Pharmaceuticals unlawfully conspired to delay generic competition for *Lamictal*, resulting in their being overcharged. A separate count accuses the Group of monopolising the market. The motions of the Group and Teva to dismiss the amended complaint of the purported direct purchaser class have been granted. The purported direct purchaser class has appealed the decision. The Group also plans to move to have the purported indirect purchaser class dismissed.

### Commercial and corporate

Where the Group is able to make a reliable estimate of the expected financial effect, if any, for the matters discussed in this category, it has included a provision in respect of such matters in the provision for legal and other disputes as set out in Note 29, 'Other provisions'. No provision has been made for any of the following matters except as indicated below.

#### Securities/ERISA class actions

##### *Stiefel*

On 6 July 2009, a class action suit brought on behalf of current and former employees of Stiefel Laboratories, Inc. ('Stiefel') was filed in the United States District Court for the Southern District of Florida. The complaint alleges that Stiefel and its officers and directors violated US Employee Retirement Income Security Act ('ERISA') and federal and state securities laws by inducing Stiefel employees to sell their shares in the employee stock plan back to Stiefel at a greatly undervalued price and without disclosing to employees that Stiefel was about to be sold to the Group. On 21 July 2011, the District Court denied plaintiffs' motion for class certification. In October 2011, the District Court granted the defendants' motions for summary judgment, dismissing all but one of the remaining plaintiffs in the litigation. Trial of claims of that one plaintiff, Timothy Finnerty, took place in May 2012 and resulted in a \$1.5 million jury verdict in favour of Mr. Finnerty on his securities claims. The Group has appealed the verdict. Separately, the Group has settled Mr. Finnerty's ERISA claims.

Five separate lawsuits against Stiefel and Charles Stiefel, the former CEO of Stiefel, also have been filed by individual, former Stiefel employees. Each case asserts claims similar to those contained in the class action. These lawsuits are pending in federal court in Florida and Georgia.

On 12 December 2011, the US Securities and Exchange Commission ('SEC') filed a formal complaint against Stiefel and Charles Stiefel in the United States District Court for the District of Florida alleging that Stiefel and its principals violated federal securities laws by inducing Stiefel employees to sell their shares in the employee stock plan back to the company at a greatly undervalued price and without disclosing to employees that the company was about to be sold. A trial date has not yet been scheduled. The Group has made a provision for the Stiefel litigation.

#### *Avandia* ERISA litigation

A putative class action suit was filed against the Group on 27 August 2010 in the United States District Court for the Southern District of New York. The complaint alleged that the Group and its officers, directors and certain employees made misleading public statements about *Avandia*, and that when these alleged 'misleading statements' were exposed, the value of the Group's stock dropped. Plaintiff brought suit on behalf of himself and all other participants in the Group's retirement plans, claiming that the Group and the individual defendants breached their fiduciary duties to plan participants under the Employee Retirement Income Security Act ('ERISA').

Plaintiffs subsequently amended their complaint to add allegations concerning *Wellbutrin SR* and *Paxil* and to include additional Group defendants and individual members of the Group's benefits committees. On 5 May 2011, the District Court dismissed the plaintiffs' complaint with prejudice. On 8 June 2011, plaintiffs filed an appeal with the United States Court of Appeals for the Second Circuit. On 4 September 2012, the Court of Appeals ruled in the Group's favour, affirming the lower court's dismissal of the complaint. The matter has now been concluded.



## 44 Legal proceedings continued

### Benlysta securities litigation

On 10 November 2011, a class action suit was filed in the United States District Court for the District of Maryland alleging that Human Genome Sciences, Inc. ('HGS'), certain of its individual officers and directors and the Group made statements about the clinical trials for *Benlysta* that failed to disclose suicides among trial participants, and that, by withholding this information, the defendants caused HGS' stock to be artificially inflated, harming anyone who purchased HGS stock at the inflated price. In November 2011, a second action was filed in the same federal court. The two cases have been combined. In May, 2012, the Group and HGS filed motions to dismiss the suits. Oral argument was heard in September 2012. The Court's ruling is awaited.

### Wage and hour claims

In December 2006, two purported class actions were filed against the Group on behalf of all of the Group's US pharmaceutical sales representatives. These actions, which were filed in or transferred to the United States District Court for the Central District of California, initially alleged that those representatives are not 'exempt' employees under California law and/or the US Fair Labor Standards Act ('FLSA') and, consequently, are entitled to overtime pay, among other things. Plaintiffs subsequently amended their complaints to assert a class action, limited solely to pharmaceutical sales representatives working in California, and only asserting claims under California's wage and hour laws.

The Group moved for summary judgment dismissing the claims of the putative class representatives on the ground that they were exempt employees. Because of appeals pending in the United States Court of Appeals for the Ninth Circuit in cases involving other manufacturers with virtually the same factual and legal arguments, the District Court deferred ruling on the summary judgment motion and stayed any further activity in the case until the appellate court ruled in at least one of the other companies' pending cases. The Ninth Circuit deferred ruling on the other companies' pending cases until the California Supreme Court issued an opinion in a case addressing the application of the administrative exemption under California state law. In January 2012, the California Supreme Court issued a ruling in the case, requesting briefing about the effect of the ruling of the California Supreme Court on the other companies' pending pharmaceutical sales representative cases.

A third case, filed in the United States District Court for the District of Arizona in August 2008, sought to establish a nationwide collective action on behalf of all of the Group's US pharmaceutical sales representatives on the ground that those representatives were not exempt employees under the FLSA.

In November 2009, the District Court granted the Group's motion for summary judgment and dismissed the lawsuit on the ground that the sales representatives were 'exempt' employees under the outside sales exemption to the FLSA. Plaintiffs appealed the decision to the United States Court of Appeals for the Ninth Circuit. On 14 February 2011, the Ninth Circuit issued an opinion in favour of the Group affirming the judgment of the United States District Court for the District of Arizona and finding that the Group's pharmaceutical sales representatives are exempt employees under the outside sales exemption to the FLSA and, therefore, not entitled to overtime pay. Plaintiffs filed a petition seeking review of the decision by the United States Supreme Court. On 28 June 2012, the United States Supreme Court affirmed the decision of the Ninth Circuit.

In November 2010, a purported class action was filed against the Group in the United States District Court for the Northern District of New York on behalf of the Group's pharmaceutical sales representatives working in New York during the previous six years. The plaintiff makes similar allegations as those set forth in the other FLSA cases as well as claims under the New York wage and hour laws which closely follow the FLSA. In January 2011, a plaintiff filed a similar purported class action in Florida state court alleging that the Group's pharmaceutical sales representatives are entitled to overtime under the FLSA. The court issued a stay of most activities in the New York case, and the parties agreed to ask the court to stay all activities in the Florida case until the United States Supreme Court has decided the applicability of the outside sales exemption to pharmaceutical sales representatives. Now that the United States Supreme Court has found in favour of the Group and determined that pharmaceutical sales representatives are exempt from overtime under the FLSA, all of the wage and hour lawsuits described above (Arizona, California, Florida, and New York) have been dismissed without any payment to the plaintiffs.

### Environmental matters

The Group has been notified of its potential responsibility relating to past operations and its past waste disposal practices at certain sites, primarily in the USA. Some of these matters are the subject of litigation, including proceedings initiated by the US federal or state governments for waste disposal, site remediation costs and tort actions brought by private parties.

The Group has been advised that it may be a responsible party at approximately 23 sites, of which 12 appear on the National Priority List created by the Comprehensive Environmental Response Compensation and Liability Act (Superfund). These proceedings seek to require the operators of hazardous waste facilities, transporters of waste to the sites and generators of hazardous waste disposed of at the sites to clean up the sites or to reimburse the US Government for cleanup costs. In most instances, the Group is involved as an alleged generator of hazardous waste.

Although Superfund provides that the defendants are jointly and severally liable for cleanup costs, these proceedings are frequently resolved on the basis of the nature and quantity of waste disposed of by the generator at the site. The Group's proportionate liability for cleanup costs has been substantially determined for about 19 of the sites referred to above.

The Group's potential liability varies greatly from site to site. While the cost of investigation, study and remediation at such sites could, over time, be substantial, the Group routinely accrues amounts related to its share of the liability for such matters.

## Financial statements of GlaxoSmithKline plc prepared under UK GAAP

### Directors' statement of responsibilities in relation to the company's financial statements

The Directors are responsible for preparing the parent company, GlaxoSmithKline plc, financial statements and the Remuneration Report in accordance with applicable law and regulations.

Company law requires the Directors to prepare financial statements for each financial year. Under that law the Directors have elected to prepare the parent company financial statements in accordance with United Kingdom Accounting Standards and applicable law (United Kingdom Generally Accepted Accounting Practice). Under company law the Directors must not approve the parent company financial statements unless they are satisfied that they give a true and fair view of the state of affairs of the company for that period.

In preparing those financial statements, the Directors are required to:

- select suitable accounting policies and then apply them consistently;
- make judgements and accounting estimates that are reasonable and prudent;
- state with regard to the parent company financial statements that applicable UK Accounting Standards have been followed, subject to any material departures disclosed and explained in the parent company financial statements.

The Directors are responsible for keeping adequate accounting records that are sufficient to show and explain the company's transactions and disclose with reasonable accuracy at any time the financial position of the company and to enable them to ensure that the parent company financial statements and Remuneration Report comply with the Companies Act 2006. They are also responsible for safeguarding the assets of the company and hence for taking reasonable steps for the prevention and detection of fraud and other irregularities.

The parent company financial statements for the year ended 31 December 2012, comprising the balance sheet for the year ended 31 December 2012 and supporting notes, are set out on pages 220 to 223 of this report.

The responsibilities of the auditors in relation to the parent company financial statements are set out in the Independent Auditors' report on page 219.

The financial statements for the year ended 31 December 2012 are included in the Annual Report, which is published in hard-copy printed form and made available on our website. The Directors are responsible for the maintenance and integrity of the Annual Report on our website in accordance with UK legislation governing the preparation and dissemination of financial statements. Access to the website is available from outside the UK, where comparable legislation may be different.

The Strategic review and Financial review and risk sections of the Annual Report include a fair review of the development and performance of the business and the position of the company and the Group taken as a whole, together with a description of the principal risks and uncertainties that it faces.

### Disclosure of information to auditors

The Directors in office at the date of this Report have each confirmed that:

- so far as he or she is aware, there is no relevant audit information of which the company's auditors are unaware; and
- he or she has taken all the steps that he or she ought to have taken as a Director to make himself or herself aware of any relevant audit information and to establish that the company's auditors are aware of that information.

This confirmation is given and should be interpreted in accordance with the provisions of section 418 of the Companies Act 2006.

### Going concern basis

After making enquiries, the Directors have a reasonable expectation that the company has adequate resources to continue in operational existence for the foreseeable future. For this reason, they continue to adopt the going concern basis in preparing the financial statements.

### The UK Corporate Governance Code

The Board considers that GlaxoSmithKline plc applies the principles and provisions of the UK Corporate Governance Code maintained by the Financial Reporting Council, as described in the Corporate Governance section on pages 94 to 108, and has complied with its provisions. As required by the Financial Services Authority's Listing Rules, the auditors have considered the Directors' statement of compliance in relation to those points of the UK Corporate Governance Code which are specified for their review.

**Sir Christopher Gent**  
Chairman  
5 March 2013

# Independent Auditors' report

## Independent Auditors' report to the members of GlaxoSmithKline plc

We have audited the parent company financial statements of GlaxoSmithKline plc for the year ended 31 December 2012 which comprise the Company balance sheet – UK GAAP and the related notes A-H. The financial reporting framework that has been applied in their preparation is applicable law and United Kingdom Accounting Standards (United Kingdom Generally Accepted Accounting Practice).

## Respective responsibilities of directors and auditors

As explained more fully in the Directors' statement of responsibilities set out on page 218, the directors are responsible for the preparation of the parent company financial statements and for being satisfied that they give a true and fair view. Our responsibility is to audit and express an opinion on the parent company financial statements in accordance with applicable law and International Standards on Auditing (UK and Ireland). Those standards require us to comply with the Auditing Practices Board's Ethical Standards for Auditors.

This report, including the opinions, has been prepared for and only for the company's members as a body in accordance with Chapter 3 of Part 16 of the Companies Act 2006 and for no other purpose. We do not, in giving these opinions, accept or assume responsibility for any other purpose or to any other person to whom this report is shown or into whose hands it may come save where expressly agreed by our prior consent in writing.

## Scope of the audit of the financial statements

An audit involves obtaining evidence about the amounts and disclosures in the financial statements sufficient to give reasonable assurance that the financial statements are free from material misstatement, whether caused by fraud or error. This includes an assessment of: whether the accounting policies are appropriate to the parent company's circumstances and have been consistently applied and adequately disclosed; the reasonableness of significant accounting estimates made by the directors; and the overall presentation of the financial statements. In addition, we read all the financial and non-financial information in the Annual Report to identify material inconsistencies with the audited financial statements. If we become aware of any apparent material misstatements or inconsistencies we consider the implications for our report.

## Opinion on financial statements

In our opinion the parent company financial statements:

- give a true and fair view of the state of the company's affairs as at 31 December 2012;
- have been properly prepared in accordance with United Kingdom Generally Accepted Accounting Practice; and
- have been prepared in accordance with the requirements of the Companies Act 2006.

## Opinion on other matters prescribed by the Companies Act 2006

In our opinion:

- the part of the Directors' Remuneration Report to be audited has been properly prepared in accordance with the Companies Act 2006; and
- the information given in the Directors' Report for the financial year for which the parent company financial statements are prepared is consistent with the parent company financial statements.

## Matters on which we are required to report by exception

We have nothing to report in respect of the following matters where the Companies Act 2006 requires us to report to you if, in our opinion:

- adequate accounting records have not been kept by the parent company, or returns adequate for our audit have not been received from branches not visited by us; or
- the parent company financial statements and the part of the Directors' Remuneration Report to be audited are not in agreement with the accounting records and returns; or
- certain disclosures of directors' remuneration specified by law are not made; or
- we have not received all the information and explanations we require for our audit.

## Other matters

We have reported separately on the Group financial statements of GlaxoSmithKline plc for the year ended 31 December 2012.

The company has passed a resolution in accordance with section 506 of the Companies Act 2006 that the senior statutory auditor's name should not be stated.

PricewaterhouseCoopers LLP  
Chartered Accountants and Statutory Auditors  
London  
5 March 2013

## Financial statements of GlaxoSmithKline plc prepared under UK GAAP

### Company balance sheet – UK GAAP at 31 December 2012

	Notes	2012 £m	2011 £m
Fixed assets – investments	D	<b>19,689</b>	19,680
Debtors	E	<b>7,872</b>	3,870
Cash at bank		<b>10</b>	19
Current assets		<b>7,882</b>	3,889
Creditors: amounts due within one year	F	<b>(406)</b>	(481)
Net current assets/(liabilities)		<b>7,476</b>	3,408
Net assets		<b>27,165</b>	23,088
<b>Capital and reserves</b>			
Called up share capital	G	<b>1,349</b>	1,387
Share premium account	G	<b>2,022</b>	1,673
Other reserves	H	<b>1,393</b>	1,339
Profit and loss account	H	<b>22,401</b>	18,689
Equity shareholders' funds		<b>27,165</b>	23,088

Approved by the Board on 5 March 2013

**Sir Christopher Gent**  
Chairman

GlaxoSmithKline plc  
Registered number: 3888792

## Notes to the company balance sheet – UK GAAP

### A) Presentation of the financial statements

#### Description of business

GlaxoSmithKline plc is the parent company of GSK, a major global healthcare group which is engaged in the creation and discovery, development, manufacture and marketing of pharmaceutical products, including vaccines, over-the-counter (OTC) medicines and health-related consumer products.

#### Preparation of financial statements

The financial statements, which are prepared on a going concern basis, are drawn up in accordance with UK Generally Accepted Accounting Practice (UK GAAP) and with UK accounting presentation as at 31 December 2012, with comparative figures as at 31 December 2011. Where appropriate, comparative figures are reclassified to ensure a consistent presentation with current year information.

As permitted by section 408 of the Companies Act 2006, the profit and loss account of the company is not presented in this Annual Report.

#### Accounting convention and standards

The balance sheet has been prepared using the historical cost convention and complies with applicable UK accounting standards.

#### Accounting principles and policies

The preparation of the balance sheet in conformity with generally accepted accounting principles requires management to make estimates and assumptions that affect the reported amounts of assets and liabilities and disclosure of contingent assets and liabilities at the date of the balance sheet. Actual amounts could differ from those estimates.

The balance sheet has been prepared in accordance with the company's accounting policies approved by the Board and described in Note B.

### B) Accounting policies

#### Foreign currency transactions

Foreign currency transactions are recorded at the exchange rate ruling on the date of transaction, or at the forward rate if hedged by a forward exchange contract. Foreign currency assets and liabilities are translated at rates of exchange ruling at the balance sheet date, or at the forward rate.

#### Dividends paid and received

Dividends paid and received are included in the accounts in the period in which the related dividends are actually paid or received.

### Expenditure

Expenditure is recognised in respect of goods and services received when supplied in accordance with contractual terms. Provision is made when an obligation exists for a future liability in respect of a past event and where the amount of the obligation can be reliably estimated.

### Investments in subsidiary companies

Investments in subsidiary companies are held at cost less any provision for impairment.

### Impairment of investments

The carrying value of investments are reviewed for impairment when there is an indication that the investment might be impaired. Any provision resulting from an impairment review is charged to the income statement in the year concerned.

### Share based payments

The issuance by the company to its subsidiaries of a grant over the company's shares, represents additional capital contributions by the company in its subsidiaries. An additional investment in subsidiaries results in a corresponding increase in shareholders' equity. The additional capital contribution is based on the fair value of the grant issued, allocated over the underlying grant's vesting period.

### Taxation

Current tax is provided at the amounts expected to be paid applying tax rates that have been enacted or substantially enacted by the balance sheet date.

The company accounts for taxation which is deferred or accelerated by reason of timing differences which have originated but not reversed by the balance sheet date. Deferred tax assets are only recognised to the extent that they are considered recoverable against future taxable profits.

Deferred tax is measured at the average tax rates that are expected to apply in the periods in which the timing differences are expected to reverse. Deferred tax liabilities and assets are not discounted.

### Financial guarantees

Liabilities relating to guarantees issued by the company on behalf of its subsidiaries are initially recognised at fair value and amortised over the life of the guarantee.

### C) Operating profit

A fee of £10,132 (2011 – £11,474) relating to the audit of the company has been charged in operating profit.

## Financial statements of GlaxoSmithKline plc prepared under UK GAAP

### Notes to the company balance sheet – UK GAAP continued

#### D) Fixed assets – investments

	2012 £m	2011 £m
Shares in GlaxoSmithKline Services Unlimited	613	613
Shares in GlaxoSmithKline Holdings (One) Limited	18	18
Shares in GlaxoSmithKline Holdings Limited	17,888	17,888
Shares in GlaxoSmithKline Mercury Limited	33	33
	<b>18,552</b>	18,552
Capital contribution relating to share based payments	1,137	1,128
	<b>19,689</b>	19,680

#### E) Debtors

	2012 £m	2011 £m
Amounts due within one year:		
UK Corporation tax recoverable	206	227
Amounts owed by Group undertakings	7,319	3,236
	<b>7,525</b>	3,463
Amounts due after more than one year:		
Amounts owed by Group undertakings	347	407
	<b>7,872</b>	3,870

#### F) Creditors

	2012 £m	2011 £m
Amounts due within one year:		
Bank overdraft	10	9
Amounts owed to Group undertakings	–	4
Other creditors	396	468
	<b>406</b>	481

The company has guaranteed debt issued by one of its subsidiary companies for which it receives an annual fee from the subsidiary. In aggregate, the company has outstanding guarantees over \$10 billion of debt instruments.

The amount due from the subsidiary companies in relation to these guarantee fees will be recovered over the life of the bonds and are disclosed within debtors (see Note E).



## Notes to the company balance sheet – UK GAAP continued

### G) Share capital and share premium account

	Ordinary Shares of 25p each		Share premium
	Number	£m	£m
<b>Share capital authorised</b>			
At 31 December 2011	10,000,000,000	2,500	
At 31 December 2012	10,000,000,000	2,500	
<b>Share capital issued and fully paid</b>			
At 1 January 2011	5,670,458,177	1,418	1,428
Issued under employee share schemes	21,949,144	5	245
Share capital cancelled	(142,204,223)	(36)	–
At 31 December 2011	5,550,203,098	1,387	1,673
Issued under employee share schemes	28,045,821	7	349
Share capital cancelled	(180,652,950)	(45)	–
At 31 December 2012	5,397,595,969	1,349	2,022
	<b>31 December</b>		31 December
	<b>2012</b>		2011
	<b>000</b>		<b>000</b>
Number of shares issuable under outstanding options	<b>114,985</b>		126,810
Number of unissued shares not under option	<b>4,487,419</b>		4,322,987

At 31 December 2012, of the issued share capital, 75,205,594 shares were held in the ESOP Trusts, 494,951,327 shares were held as Treasury shares and 4,827,439,048 shares were in free issue. All issued shares are fully paid. The nominal, carrying and market values of the shares held in the ESOP Trusts are disclosed in Note 42, 'Employee share schemes'.

A total of 174 million shares were purchased by the company during 2012 at a cost of £2,493 million and 181 million shares were cancelled.

The company expects to make further share repurchases of £1–2 billion during 2013. The exact amount and timing of further purchases and whether the shares will be held as Treasury shares or be cancelled will be determined by the company and is dependent on market conditions and other factors. No shares were purchased in the period 1 January 2013 to 28 February 2013.

### H) Reserves

	Other reserves	Profit and loss account	Total
	£m	£m	£m
At 1 January 2011	1,282	10,031	<b>11,313</b>
Profit attributable to shareholders	–	14,255	<b>14,255</b>
Dividends to shareholders	–	(3,406)	<b>(3,406)</b>
Shares purchased and cancelled or held as Treasury share	36	(2,191)	<b>(2,155)</b>
Capital contribution relating to share based payments	21	–	<b>21</b>
At 31 December 2011	1,339	18,689	<b>20,028</b>
Profit attributable to shareholders	–	10,019	<b>10,019</b>
Dividends to shareholders	–	(3,814)	<b>(3,814)</b>
Shares purchased and cancelled or held as Treasury share	45	(2,493)	<b>(2,448)</b>
Capital contribution relating to share based payments	9	–	<b>9</b>
At 31 December 2012	1,393	22,401	<b>23,794</b>

The profit of GlaxoSmithKline plc for the year was £10,019 million (2011 – £14,255 million), which after dividends of £3,814 million (2011 – £3,406 million), gave a retained profit of £6,205 million (2011 – £10,849 million). After the cost of shares purchased and cancelled or held as Treasury shares of £2,493 million (2011 – £2,191), the profit and loss account reserve at 31 December 2012 stood at £22,401 million (2011 – £18,689 million), of which £4,096 million is unrealised (2011 – £4,096 million).

# Investor information

<a href="#">Product development pipeline</a>	225
<a href="#">Products, competition and intellectual property</a>	229
<a href="#">Quarterly trend</a>	232
<a href="#">Five year record</a>	236
<a href="#">Share capital and share price</a>	239
<a href="#">Dividends</a>	240
<a href="#">Annual General Meeting 2013</a>	241
<a href="#">US law and regulation</a>	242
<a href="#">Tax information for shareholders</a>	243
<a href="#">Analysis of shareholdings</a>	244
<a href="#">Shareholder services and contacts</a>	245
<a href="#">Glossary of terms and index</a>	247



## Join the conversation

In 2012 we improved and broadened our communications channels to inform and engage with our stakeholders. Find out more by visiting our new website [www.gsk.com](http://www.gsk.com) or follow us on twitter @GSK to join the conversation.

# Pipeline

## Pharmaceuticals and Vaccines product development pipeline

### Key

†	In-license or other alliance relationship with third party	NDA	New Drug Application (USA)
S	Month of first submission	Phase I	Evaluation of clinical pharmacology, usually conducted in volunteers
A	Month of first regulatory approval (for MAA, this is the first EU approval letter)	Phase II	Determination of dose and initial evaluation of efficacy, conducted in a small number of patients
BLA	Biological License Application	Phase III	Large comparative study (compound versus placebo and/or established treatment) in patients to establish clinical benefit and safety
MAA	Marketing Authorisation Application (Europe)		

MAA and NDA/BLA regulatory review milestones shown in the table below are those that have been achieved. Future filing dates are not included in this list.

Compound	Type	Indication	Phase	Achieved regulatory review milestones	
				MAA	NDA/BLA
<b>Biopharmaceuticals</b>					
1995057	tumour necrosis factor receptor-1 (TNFR1) domain antibody	acute lung injury	I		
2374697	glucagon like peptide-1 (GLP 1) agonist with half-life improving domain antibody	obesity	I		
2661380†	immunomodulator	solid tumours	I		
3052230†	fibroblast growth factor ligand trap	cancer	I		
otelixizumab	CD3 monoclonal antibody (s.c. & i.v.)	rheumatoid arthritis	I		
249320	myelin-associated glycoprotein monoclonal antibody	stroke	II		
2586881†	recombinant human angiotensin converting enzyme 2	acute lung injury	II		
933776	beta amyloid monoclonal antibody	geographic retinal atrophy	II		
1070806	IL18 monoclonal antibody	type 2 diabetes	II		
belimumab	B lymphocyte stimulator monoclonal antibody (i.v.)	idiopathic membranous nephropathy	II		
belimumab	B lymphocyte stimulator monoclonal antibody (i.v.)	myasthenia gravis	II		
mapatumumab	tumor necrosis factor-related apoptosis-inducing ligand receptor 1 (TRAIL-R1) monoclonal antibody	advanced hepatocellular carcinoma	II		
mepolizumab	IL5 monoclonal antibody	nasal polyposis	II		
ofatumumab†	CD20 human monoclonal antibody (s.c.)	multiple sclerosis	II		
ozanezumab (1223249)	neurite outgrowth inhibitor (NOGO-A) monoclonal antibody	amyotrophic lateral sclerosis	II		
Arzerra (ofatumumab)†	CD20 human monoclonal antibody	chronic lymphocytic leukaemia, first line therapy & use in relapsed patients	III		
Arzerra (ofatumumab)†	CD20 human monoclonal antibody	diffuse large B cell lymphoma (relapsed patients)	III		
Arzerra (ofatumumab)†	CD20 human monoclonal antibody	follicular lymphoma (refractory & relapsed patients)	III		
Benlysta (belimumab)	B lymphocyte stimulator monoclonal antibody (s.c.)	systemic lupus erythematosus	III		
Benlysta (belimumab)	B lymphocyte stimulator monoclonal antibody (i.v.)	vasculitis	III		
mepolizumab	IL5 monoclonal antibody	severe asthma	III		
sirukumab†	IL6 human monoclonal antibody (s.c.)	rheumatoid arthritis	III		
albiglutide	GLP 1 agonist	type 2 diabetes	Submitted		S: Jan13
raxibacumab	protective antigen inhibitor	inhalation anthrax	Approved		A: Dec12
<b>Cardiovascular &amp; Metabolic</b>					
1614235† + 2330672	sodium dependent glucose transport (SGLT1) inhibitor + ileal bile acid transport (iBAT) inhibitor	type 2 diabetes	I		
2849466	selective androgen receptor modulator	heart failure	I		
2890457	endogenous gut peptide stimulator	obesity	I		
1278863	prolyl hydroxylase inhibitor	anaemia associated with chronic renal disease	II		
camicinal (962040)	motilin receptor agonist	delayed gastric emptying	II		
losmapimod	p38 kinase inhibitor	acute coronary syndrome (also COPD)	II		
retosiban	oxytocin antagonist	threatened pre-term labour	II		
ronacaleret†	calcium receptor antagonist	allogeneic haematopoietic stem cell mobilisation	II		
darapladib	Lp-PLA2 inhibitor	atherosclerosis (also diabetic macular oedema)	III		
<b>Immuno-inflammation</b>					
2245840	SIRT1 activator	psoriasis	II		
2586184†	Janus kinase 1 (JAK1) inhibitor	systemic lupus erythematosus & psoriasis	II		
2941266†	CCR1 chemokine receptor antagonist	rheumatoid arthritis	II		
vercinon (1605786)†	CCR9 chemokine receptor antagonist	Crohn's disease	III		

## Investor information

## Pharmaceuticals and Vaccines product development pipeline continued

Compound	Type	Indication	Phase	Achieved regulatory review milestones	
				MAA	NDA/BLA
<b>Infectious Diseases</b>					
2140944	type 2 topoisomerase inhibitor	bacterial infections	I		
2696266†	cephalosporin	bacterial infections	I		
1322322	polypeptide deformylase inhibitor	bacterial infections	II		
2336805†	hepatitis C virus inhibitor	hepatitis C	II		
tafenoquine†	8-aminoquinoline	Plasmodium vivax malaria	II		
<i>Relenza</i> i.v. (zanamivir)†	neuraminidase inhibitor (i.v.)	influenza	III		
<b>Neurosciences</b>					
356278	phosphodiesterase 4 inhibitor	Huntington's disease	I		
2647544	Lp-PLA2 inhibitor	Alzheimer's disease	I		
239512	H3 receptor antagonist	multiple sclerosis	II		
742457	5HT6 antagonist	dementia	II		
firategrast†	dual alpha 4 integrin antagonist (VLA4)	multiple sclerosis	II		
rilapladib	Lp-PLA2 inhibitor	Alzheimer's disease	II		
<i>Patrome</i> (IPX066)†	dopamine precursor + DOPA decarboxylase inhibitor	Parkinson's disease	III		N/A
<b>Oncology</b>					
525762	bromodomain inhibitor	NUT gene midline carcinoma	I		
2110183	AKT protein kinase inhibitor	multiple myeloma	I		
2256098	focal adhesion kinase inhibitor	cancer	I		
2636771	phosphatidylinositol 3-kinase (PI3K) inhibitor	cancer	I		
trametinib† + 2141795	MEK1/2 inhibitor + AKT protein kinase inhibitor	cancer	I		
2110183	AKT protein kinase inhibitor	Langerhan cell histiocytosis	II		
2110183	AKT protein kinase inhibitor	ovarian cancer	II		
dabrafenib	BRAF protein kinase inhibitor	non-small cell lung cancer	II		
foretinib†	mesenchymal-epithelial transition factor (C-met) kinase inhibitor	cancer	II		
<i>Revolade/Promacta</i> (eltrombopag)†	thrombopoietin receptor agonist	acute myeloid leukaemia	II		
<i>Revolade/Promacta</i> (eltrombopag)†	thrombopoietin receptor agonist	aplastic anaemia	II		
<i>Revolade/Promacta</i> (eltrombopag)†	thrombopoietin receptor agonist	myelodysplastic syndromes	II		
trametinib†	MEK1/2 inhibitor	KRAS mutant non-small cell lung cancer, second line therapy	II		
trametinib† + dabrafenib	MEK1/2 inhibitor + BRAF protein kinase inhibitor	colorectal cancer	II		
trametinib† + dabrafenib	MEK1/2 inhibitor + BRAF protein kinase inhibitor	metastatic melanoma, adjuvant therapy	III		
<i>Tyverb/Tykerb</i> (lapatinib)	human epidermal growth factor receptor-2 (Her2) and epidermal growth factor receptor (EGFR) dual kinase inhibitor	breast cancer, adjuvant therapy	III		
<i>Tyverb/Tykerb</i> (lapatinib)	Her2 and EGFR dual kinase inhibitor	gastric cancer	III		
<i>Tyverb/Tykerb</i> (lapatinib)	Her2 and EGFR dual kinase inhibitor	head & neck squamous cell carcinoma (resectable disease)	III		
<i>Votrient</i> (pazopanib)	multi-kinase angiogenesis inhibitor	ovarian cancer, maintenance therapy	III		
<i>Votrient</i> (pazopanib)	multi-kinase angiogenesis inhibitor	renal cell cancer, adjuvant therapy	III		
dabrafenib	BRAF protein kinase inhibitor	metastatic melanoma	Submitted S: Jul12	S: Jul12	
trametinib†	MEK1/2 inhibitor	metastatic melanoma	Submitted S: Feb13	S: Aug12	
trametinib† + dabrafenib	MEK1/2 inhibitor + BRAF protein kinase inhibitor	metastatic melanoma	Submitted S: Feb13		
<i>Tyverb/Tykerb</i> (lapatinib)	Her2 and EGFR dual kinase inhibitor	metastatic breast cancer, in combination with trastuzumab	Submitted S: Feb12		
<i>Votrient</i> (pazopanib)	multi-kinase angiogenesis inhibitor	sarcoma	Approved A: Aug12	A: Apr12	
<i>Revolade/Promacta</i> (eltrombopag)†	thrombopoietin receptor agonist	hepatitis C induced thrombocytopenia	Approved S: May12	A: Nov12	
<b>Ophthalmology</b>					
darapladib	Lp-PLA2 inhibitor	diabetic macular oedema (also atherosclerosis)	II		

Compound	Type	Indication	Phase	Achieved regulatory review milestones	
				MAA	NDA/BLA
<b>Respiratory</b>					
1325756	CXCR2 chemokine receptor antagonist	COPD	I		
2256294	soluble epoxide hydrolase inhibitor	COPD	I		
2269557	phosphoinositide 3 kinase inhibitor	asthma & COPD	I		
2339345	sodium channel blocker	cough	I		
fluticasone furoate (685698) + vilanterol† + umeclidinium (573719)	glucocorticoid agonist + long-acting beta2 agonist + muscarinic acetylcholine antagonist	COPD	I		
961081†	muscarinic antagonist, beta2 agonist	COPD	II		
2190915†	5-lipoxygenase-activating protein (FLAP) inhibitor	asthma	II		
2245035	toll-like receptor 7 agonist	asthma	II		
dilmapimod	p38 kinase inhibitor (i.v.)	acute lung injury & acute respiratory distress syndrome	II		
fluticasone furoate (685698) + umeclidinium (573719)	glucocorticoid agonist + muscarinic acetylcholine antagonist	asthma	II		
losmapimod	p38 kinase inhibitor (oral)	COPD (also acute coronary syndrome)	II		
fluticasone furoate (685698)	glucocorticoid agonist	asthma	III		
<i>Relvar/Breo</i> (vilanterol† + fluticasone furoate)	long-acting beta2 agonist + glucocorticoid agonist	COPD – mortality outcomes	III		
umeclidinium (573719)	muscarinic acetylcholine antagonist	COPD	III		
vilanterol†	long-acting beta2 agonist	COPD	III		
<i>Relvar/Breo</i> (vilanterol† + fluticasone furoate)	long-acting beta2 agonist + glucocorticoid agonist	asthma	Submitted S: Jun12		
<i>Relvar/Breo</i> (vilanterol† + fluticasone furoate)	long-acting beta2 agonist + glucocorticoid agonist	COPD	Submitted S: Jun12 S: Jul12		
<i>Anoro</i> (umeclidinium + vilanterol†)	muscarinic acetylcholine antagonist + long-acting beta2 agonist	COPD	Submitted S: Jan13 S: Dec12		
<b>Paediatric Vaccines</b>					
<i>S. pneumoniae</i> paediatric next generation†	recombinant – conjugated	Streptococcus pneumoniae disease prophylaxis	II		
MMR	live attenuated	measles, mumps, rubella prophylaxis	III (USA)	A: Nov97	
<i>Mosquirix</i> (Malaria RTS,S)†	recombinant	malaria prophylaxis (Plasmodium falciparum)	III		N/A
<i>MenHibrix</i> (Hib-MenCY-TT)	conjugated	Neisseria meningitis groups C & Y & Haemophilus influenzae type b disease prophylaxis	Approved	N/A	A: Jun12
<i>Nimenrix</i> (MenACWY-TT)	conjugated	Neisseria meningitis groups A, C, W & Y disease prophylaxis	Approved (II, USA)	A: Apr12	
<b>Other Vaccines</b>					
HIV†	recombinant	HIV disease prophylaxis	I		
NTHi†	recombinant	non-typeable Haemophilus influenzae prophylaxis	I		
Staphylococcus Aureus	recombinant – conjugated	Staphylococcus aureus prophylaxis	I		
HIV†	recombinant	HIV disease immunotherapy	II		
Tuberculosis†	recombinant	tuberculosis prophylaxis	II		
Zoster†	recombinant	Herpes Zoster prophylaxis	III		
Flu (pre-) pandemic	H5N1 inactivated split – monovalent (Quebec)	pre-pandemic & pandemic influenza prophylaxis	Submitted	N/A	S:Feb12
Flu vaccine	inactivated split – quadrivalent	seasonal influenza prophylaxis	Approved	S: Mar12	A: Dec12
<b>Antigen-Specific Cancer Immunotherapeutic</b>					
PRAME immunotherapeutic†	recombinant	treatment of resectable non-small cell lung cancer	I		
WT1 immunotherapeutic	recombinant	treatment of breast cancer	I		
MAGE-A3 immunotherapeutic†	recombinant	treatment of bladder cancer	II		
MAGE-A3 immunotherapeutic†	recombinant	treatment of melanoma	III		
MAGE-A3 immunotherapeutic†	recombinant	treatment of non-small cell lung cancer	III		



## Investor information

## Pharmaceuticals and Vaccines product development pipeline continued

Compound	Type	Indication	Phase	Achieved regulatory review milestones	
				MAA	NDA/BLA
<b>Rare Diseases</b>					
migalastat HCl† + ERT	pharmacological chaperone + enzyme replacement therapy (ERT)	Fabry disease	II		
drisapersen (2402968)†	antisense oligonucleotide	Duchenne muscular dystrophy	III		
2696273†	ex-vivo stem cell gene therapy	adenosine deaminase severe combined immune deficiency (ADA-SCID)	III		
migalastat HCl†	pharmacological chaperone	Fabry disease	III		
<b>Stiefel (late-stage assets only)</b>					
2894512†	non-steroidal anti-inflammatory	atopic dermatitis	II		
alitretinoin†	retinoic acid receptor modulator	chronic hand eczema	III	N/A	
<i>Duac</i> low dose	clindamycin/benzoyl peroxide gel	acne vulgaris	Submitted	S: Nov11	S: Nov10
<i>Fabior</i> (tazarotene foam)	retinoid foam	acne vulgaris	Approved	N/A	A: May12
<i>Sorilux</i>	vitamin D3 analog	scalp psoriasis	Approved	N/A	A: Sep12
<b>HIV (ViiV Healthcare)</b>					
1265744	HIV integrase inhibitor (long-acting parenteral formulation)	HIV infections	II		
dolutegravir + abacavir sulphate + lamivudine	HIV integrase inhibitor + reverse transcriptase inhibitors (fixed dose combination)	HIV infections	III		
dolutegravir	HIV integrase inhibitor	HIV infections	Submitted	S: Dec12	S: Dec12

Brand names appearing in italics are trademarks either owned by and/or licensed to GlaxoSmithKline or associated companies.

Option-based alliances with third parties that include assets in Phase I or later development:

Company	Disease Area	Phase
Cancer Research UK	cancer	I
ChemoCentryx	inflammatory disease	II*
Dynavax Technologies	cutaneous & systemic lupus erythematosus	II
ISIS Pharmaceuticals	transthyretin-mediated amyloidosis	II/III
OncoMed Pharmaceuticals	oncology	I**
Prosensa Therapeutics	neuroscience	II
Ranbaxy Laboratories	respiratory	II
Telethon Institute for Gene Therapy	stem cell gene therapy	II**
Affiris	Alzheimer's disease treatment vaccine	II

\* CCX168

\*\* Two assets



## Pharmaceutical products, competition and intellectual property

Products	Compounds	Indication(s)	Major competitor brands	Patent expiry dates	
				USA	EU
<b>Respiratory</b>					
<i>Veramyst</i>	fluticasone propionate	rhinitis	Nasonex	2021	2023
<i>Flixotide/Flovent</i>	fluticasone propionate	asthma/COPD	Qvar, Singulair	expired (compound) 2016 (Diskus device) 2013-2025 (HFA-device/formulation)	expired (compound) (Diskus device) 2017 (HFA-device/formulation)
<i>Seretide/Advair*</i>	salmeterol xinafoate/ fluticasone propionate	asthma/COPD	Singulair, Symbicort, Spiriva, Onbrez, Pulmicort, Foster	expired (combination) 2016 (Diskus device) 2013-2025 (HFA-device/formulation)	2013 <sup>1</sup> (combination) expired (Diskus device) 2017 (HFA-device/formulation)
<i>Serevent</i>	salmeterol xinafoate	asthma/COPD	Foradil, Spiriva, Onbrez	expired (compound) 2016 (Diskus device)	expired (compound) expired (Diskus device) 2019 (HFA-device/formulation)
<i>Ventolin HFA</i>	albuterol sulphate	asthma/COPD	generic companies	2015-2025 (HFA-device/formulation)	2012-2017 (HFA-device/formulation)
<b>Anti-virals</b>					
<i>Relenza</i>	zanamivir	influenza	Tamiflu	2013 (July)	2014
<i>Valtrex</i>	valaciclovir	genital herpes, coldsores, shingles	Famvir	expired	expired
<i>Zeffix/Epivir-HBV</i>	lamivudine	chronic hepatitis B	Hepsera	2014 (use)	expired (use)
<b>Central nervous system</b>					
<i>Lamictal</i>	lamotrigine	epilepsy, bipolar disorder	Keppra, Dilantin	expired	expired
<i>Imigran/Imitrex</i>	sumatriptan	migraine	Zomig, Maxalt, Relpax	expired	expired
<i>Requip XL</i>	ropinirole	Parkinson's disease	Mirapex	expired	expired
<i>Seroxat/Paxil</i>	paroxetine	depression, various anxiety disorders	Effexor, Cymbalta, Lexapro	expired	expired
<i>Treximet</i>	sumatriptan and naproxen	migraine	Zomig, Maxalt, Relpax	2017 (combination and use)	NA
<i>Wellbutrin</i>	bupropion	depression	Effexor, Cymbalta, Lexapro	expired	expired
<b>Cardiovascular and urogenital</b>					
<i>Arixtra</i>	fondaparinux	deep vein thrombosis, pulmonary embolism	Lovenox, Fragmin, Innohep	expired	expired
<i>Avodart</i>	dutasteride	benign prostatic hyperplasia	Proscar, Flomax, finasteride	2015 <sup>1</sup>	2017
<i>Benlysta</i>	belimumab	systemic lupus erythematosus		2023	2021
<i>Coreg CR</i>	carvedilol phosphate	mild-to-severe heart failure, hypertension, left ventricular dysfunction post MI	Toprol XL	2016 <sup>†</sup> (formulation)	NA
<i>Fraxiparine</i>	nadroparin	deep vein thrombosis, pulmonary embolism	Lovenox, Fragmin, Innohep	expired	expired

\* See 'Risk factors' on page 79 for details of uncertainty on the timing of follow-on competition.

† Generic competition possible in 2013.

## Investor information

## Pharmaceutical products, competition and intellectual property continued

Products	Compounds	Indication(s)	Major competitor brands	Patent expiry dates	
				USA	EU
<i>Lovaza</i>	omega-3 acid ethyl esters	very high triglycerides	Tricor	2017 <sup>1</sup> (formulation)	NA
<i>Volibris</i>	ambrisentan	pulmonary hypertension	Tracleer, Revatio	NA	2020
<b>Anti-bacterials</b>					
<i>Augmentin</i>	amoxicillin/clavulanate potassium	common bacterial infections	generic products	NA	expired
<b>Oncology</b>					
<i>Arzerra</i>	ofatumumab	refractory chronic lymphocytic leukaemia	MabThera/Rituxan	pending	2023
<i>Hycamtin</i>	topotecan	ovarian cancer, small cell lung cancer, cervical cancer	Doxil, Gemzar	expired	expired
<i>Promacta/Revolade</i>	eltrombopag	idiopathic thrombocytopenic purpura	Nplate	2021	2021
<i>Tykerb/Tyverb</i>	lapatanib	advanced and metastatic breast cancer in HER2 positive patients	Herceptin	2020	2023
<i>Votrient</i>	pazopanib	soft tissue sarcoma metastatic renal cell carcinoma	Yondelis, Sutent, Nexavar, Afinitor	2021	2021
<b>Vaccines</b>					
<i>Boostrix</i>	diphtheria, tetanus, acellular pertussis	booster vaccination	Adacel	2017	2017
<i>Infanrix/Pediarix</i>	diphtheria, tetanus, pertussis, polio, hepatitis B (HepB), inactivated antigens	diphtheria, tetanus, pertussis, polio, hepatitis B (HepB)	Pentacel, Pediacel, Pentaxim, Pentavac	2017	2014
<i>Cervarix</i>	HPV 16 & 18 virus like particles (VLPs), AS04 adjuvant (MPL + aluminium hydroxide)	human papilloma virus type 16 and 18	Gardasil (Silgard)	2020	2020
<i>Fluarix</i>	split inactivated influenza virus subtypes A and type B antigens	seasonal influenza	Vaxigrip, Mutagrip, Fluzone, Influvac, Aggripal, Fluad	2022	2022
<i>FluLaval</i>	split inactivated influenza virus subtypes A and type B antigens	seasonal influenza	Vaxigrip, Mutagrip, Fluzone, Influvac, Aggripal, Fluad	none	none
<i>Pandemrix</i>	derived split inactivated influenza virus antigen, AS03 adjuvant	A(H1N1)v2009 influenza prophylaxis	Focetria, Celvapan, emerflu	2014	2014
<i>Prepandrix</i>	derived split inactivated influenza virus antigen, AS03 adjuvant	influenza prophylaxis	Aflunov	2014	2014
<i>Synflorix</i>	conjugated pneumococcal polysaccharide	invasive pneumococcal disease	Prevenar (Prevnar)	NA	2021
<b>HIV</b>					
<i>Combivir</i>	lamivudine and zidovudine	HIV/AIDS	Truvada, Atripla	expired (combination)	expired (combination)
<i>Epivir</i>	lamivudine	HIV/AIDS	Truvada, Atripla	expired	expired
<i>Epzicom/Kivexa</i>	lamivudine and abacavir	HIV/AIDS	Truvada, Atripla	2016 <sup>1</sup> (combination)	2019 (combination)
<i>Lexiva</i>	fosamprenavir	HIV/AIDS	Prezista, Kaletra, Reyataz	2017 <sup>1</sup>	2019
<i>Selzentry</i>	maraviroc	HIV/AIDS	Isentress, Intelence, Prezista	2021	2022
<i>Trizivir</i>	lamivudine, zidovudine and abacavir	HIV/AIDS	Truvada, Atripla	2016 <sup>1</sup> (combination)	2016 (combination)

1 See Note 44 to the financial statements, 'Legal proceedings'.

## Consumer Healthcare products and competition

Brand	Products	Application	Markets	Competition
<b>Total wellness</b>				
<i>Panadol</i>	tablets, caplets, infant drops	paracetamol-based treatment of headache and joint pain, fever, cold symptoms	global except USA	Reckitt-Benckiser's Nurofen
<i>NicoDerm, NiQuitin CQ, and Nicabate. Also Nicorette (US only)</i>	gum, patch, mini lozenge, original lozenge	treatment of nicotine withdrawal as an aid to quitting smoking	global	Novartis' Nicotinell Nicorette in Europe retailers' own brands
<i>ENO Tums</i>	effervescent and chewable tablets	rapid relief antacid	global	Hypermarcas' Estomazil Pfizer's Gelusil Sanofi's Rolaids Johnson & Johnson's Mylanta
<b>Oral care</b>				
<i>Sensodyne</i>	toothpastes, toothbrushes mouthwashes	prevention of dental sensitivity	global	Colgate-Palmolive's Colgate Pro Relief
<i>Polident Poligrip Corega</i>	denture adhesive, denture cleanser	improve comfort of fitted dentures and to clean dentures	global	none
<i>Aquafresh</i>	toothpastes, toothbrushes mouthwashes	prevention of caries, gum disease and bad breath	global	Colgate-Palmolive's Colgate Procter & Gamble's Crest and Oral-B
<i>Parodontax</i>	toothpastes, mouthwashes	help stop bleeding gums gum health	global	Colgate-Palmolive's Colgate Pro-Gum
<b>Nutrition</b>				
<i>Lucozade</i>	energy and sports drinks	energy and hydration	UK, Ireland, Africa	Pepsico's Gatorade Coca-Cola's Powerade Red Bull
<i>Horlicks</i>	malted, milk-based drinks and foods	nutrition	UK, Ireland, India	Mondelez's Bournvita Nestle's Milo
<i>Maxinutrition</i>	sports nutrition, protein powder, bars	nutrition	UK	Myprotein Optimum Nutrition
<b>Skin health</b>				
<i>Physiogel</i>	moisturising, creams, lotions and cleansers	face and body care for dry, sensitive and irritated skin	Germany, France, Italy, Poland, Spain	L'Oreal's La Roche Posay Beiersdorf's Eucerin Pierre Fabre's Avene
<i>Oilatum</i>	emollient bath and creams, shampoo	soothing treatment for eczema and dry skin conditions	UK, Poland, other markets	Reckitt-Benckiser's E45 Sanofi's Emolium

# Financial record

## Quarterly trend

An unaudited analysis of the Group results is provided by quarter in Sterling for the financial year 2012.

Income statement – total	12 months 2012			Q4 2012		
	£m	CER%	£%	£m	CER%	£%
Turnover – Pharmaceuticals and Vaccines	21,321	(2)	(4)	5,553	–	(2)
– Consumer Healthcare	5,110	–	(3)	1,249	–	(3)
<b>Total turnover</b>	<b>26,431</b>	<b>(1)</b>	<b>(3)</b>	<b>6,802</b>	<b>–</b>	<b>(3)</b>
Cost of sales	(7,894)	6	3	(2,011)	6	3
Selling, general and administration	(8,739)	4	3	(2,198)	3	1
Research and development	(3,968)	(1)	(1)	(1,141)	5	4
Royalty income	306	–	(1)	76	(16)	(16)
Other operating income	1,256			412		
Operating profit	7,392	(3)	(5)	1,940	7	3
Net finance costs	(729)			(199)		
Share of after tax profits of associates and joint ventures	29			10		
<b>Profit before taxation</b>	<b>6,692</b>	<b>(11)</b>	<b>(13)</b>	<b>1,751</b>	<b>8</b>	<b>3</b>
Taxation	(1,948)			(912)		
Tax rate %	29.1 %			52.1 %		
<b>Profit after taxation for the period</b>	<b>4,744</b>	<b>(11)</b>	<b>(13)</b>	<b>839</b>	<b>(30)</b>	<b>(35)</b>
Profit attributable to non-controlling interests	179			(25)		
Profit attributable to shareholders	4,565			864		
<b>Basic earnings per share (pence)</b>	<b>92.9p</b>	<b>(9)</b>	<b>(11)</b>	<b>17.8p</b>	<b>(24)</b>	<b>(29)</b>
<b>Diluted earnings per share (pence)</b>	<b>91.5p</b>			<b>17.6p</b>		

## Income statement – core

Total turnover	26,431	(1)	(3)	6,802	–	(3)
Cost of sales	(7,078)	1	(2)	(1,830)	–	(2)
Selling, general and administration	(7,855)	–	(1)	(1,927)	2	–
Research and development	(3,474)	(5)	(6)	(834)	(15)	(16)
Royalty income	306	–	(1)	76	(15)	(16)
Operating profit	8,330	(3)	(5)	2,287	5	1
Net finance costs	(724)			(194)		
Share of after tax profits of associates and joint ventures	29			10		
<b>Profit before taxation</b>	<b>7,635</b>	<b>(4)</b>	<b>(6)</b>	<b>2,103</b>	<b>5</b>	<b>1</b>
Taxation	(1,864)			(468)		
Tax rate %	24.4 %			22.3 %		
<b>Profit after taxation for the period</b>	<b>5,771</b>	<b>(2)</b>	<b>(4)</b>	<b>1,635</b>	<b>7</b>	<b>3</b>
Profit attributable to non-controlling interests	235			58		
Profit attributable to shareholders	5,536			1,577		
<b>Adjusted earnings per share (pence)</b>	<b>112.7p</b>	<b>–</b>	<b>(2)</b>	<b>32.6p</b>	<b>9</b>	<b>4</b>

The calculation of core results is described on page 56.

Q3 2012			Q2 2012			Q1 2012		
£m	CER%	£%	£m	CER%	£%	£m	CER%	£%
5,259	(6)	(9)	5,205	(3)	(4)	5,304	2	1
1,268	(2)	(6)	1,257	-	(3)	1,336	1	-
6,527	(5)	(8)	6,462	(2)	(4)	6,640	2	1
(2,081)	5	-	(1,992)	18	14	(1,810)	(1)	(3)
(2,224)	13	10	(2,187)	(1)	-	(2,130)	1	2
(934)	(4)	(5)	(922)	(10)	(9)	(971)	6	6
92	12	8	66	6	6	72	(4)	-
299			309			236		
1,679	(18)	(21)	1,736	(1)	(2)	2,037	2	-
(178)			(184)			(168)		
9			-			10		
1,510	(20)	(22)	1,552	(1)	(3)	1,879	(22)	(24)
(314)			(233)			(489)		
20.8 %			15.0 %			26.0 %		
1,196	(15)	(17)	1,319	16	15	1,390	(11)	(12)
74			65			65		
1,122			1,254			1,325		
22.9p	(14)	(17)	25.4p	17	17	26.7p	(10)	(11)
22.6p			25.1p			26.3p		

6,527	(5)	(8)	6,462	(2)	(4)	6,640	2	1
(1,847)	(2)	(7)	(1,690)	8	4	(1,711)	(2)	(4)
(1,934)	2	(1)	(1,956)	(4)	(6)	(2,038)	2	3
(868)	(5)	(6)	(880)	(3)	(3)	(892)	4	4
92	12	8	66	6	6	72	-	-
1,970	(13)	(15)	2,002	(7)	(8)	2,071	3	1
(178)			(184)			(168)		
9			-			10		
1,801	(14)	(16)	1,818	(7)	(8)	1,913	3	1
(437)			(464)			(495)		
24.3 %			25.5 %			25.9 %		
1,364	(12)	(15)	1,354	(6)	(7)	1,418	5	3
64			48			65		
1,300			1,306			1,353		
26.5p	(11)	(13)	26.4p	(5)	(5)	27.3p	7	5

## Investor information

## Pharmaceuticals and Vaccines turnover by therapeutic area 2012

Therapeutic area/ major products	2011		Total		USA		Europe		EMAP		Rest of World					
	2012	(restated)	Growth		Growth		Growth		Growth		Growth					
	£m	£m	CER%	£%	£m	CER%	£%	£m	CER%	£%	£m	CER%	£%			
<b>Respiratory</b>	<b>7,291</b>	7,298	<b>1</b>	–	<b>3,388</b>	<b>1</b>	<b>3</b>	<b>1,906</b>	<b>(5)</b>	<b>(10)</b>	<b>858</b>	<b>13</b>	<b>10</b>	<b>1,139</b>	<b>3</b>	<b>3</b>
Avamys/Veramyst	246	241	5	2	59	(6)	(5)	62	2	(5)	63	24	17	62	2	3
Flixonase/Flonase	133	138	(3)	(4)	14	100	100	32	(11)	(14)	57	14	16	30	(31)	(33)
Flixotide/Flovent	779	813	(4)	(4)	448	(1)	–	122	(15)	(19)	55	8	6	154	(6)	(6)
Seretide/Advair	5,046	5,061	1	–	2,533	1	2	1,447	(4)	(8)	417	12	10	649	3	4
Serevent	145	182	(19)	(20)	51	(19)	(18)	64	(22)	(25)	3	–	–	27	(13)	(16)
Ventolin	631	602	6	5	277	14	16	126	(6)	(11)	171	10	7	57	(8)	(8)
Xyzal	129	64	100	>100	–	–	–	–	–	–	16	–	–	113	>100	>100
Zyrtec	81	96	(16)	(16)	–	–	–	–	–	–	36	28	24	45	(34)	(33)
Other	101	101	6	–	6	(33)	(33)	53	4	(5)	40	16	8	2	(100)	(100)
<b>Anti-virals</b>	<b>753</b>	842	<b>(11)</b>	<b>(11)</b>	<b>57</b>	<b>(42)</b>	<b>(41)</b>	<b>74</b>	<b>(23)</b>	<b>(27)</b>	<b>360</b>	<b>2</b>	<b>3</b>	<b>262</b>	<b>(12)</b>	<b>(12)</b>
Hepsera	126	127	(2)	(1)	–	–	–	–	–	–	95	(3)	(1)	31	–	–
Zovirax	89	109	(16)	(18)	3	(73)	(73)	21	(19)	(22)	35	(3)	(5)	30	(9)	(12)
Valtrex	252	339	(25)	(26)	35	(51)	(51)	33	(27)	(31)	37	–	(3)	147	(19)	(19)
Zeffix	243	237	–	3	15	27	36	16	(29)	(33)	188	3	7	24	(4)	(8)
Other	43	30	37	43	4	100	100	4	100	100	5	>100	>100	30	12	20
<b>Central nervous system</b>	<b>1,670</b>	1,721	<b>(2)</b>	<b>(3)</b>	<b>510</b>	<b>6</b>	<b>8</b>	<b>386</b>	<b>(15)</b>	<b>(20)</b>	<b>329</b>	<b>8</b>	<b>6</b>	<b>445</b>	<b>(3)</b>	<b>(2)</b>
Imigran/Imitrex	190	210	(8)	(10)	72	(13)	(12)	67	(4)	(9)	7	–	–	44	(6)	(6)
Lamictal	610	536	14	14	332	18	20	112	(9)	(15)	75	7	6	91	58	60
Requip	164	218	(22)	(25)	19	(55)	(55)	76	(29)	(33)	14	25	17	55	8	8
Seraxat/Paxil	374	435	(14)	(14)	(1)	100	67	57	(9)	(14)	84	(5)	(5)	234	(19)	(18)
Treximet	49	57	(14)	(14)	49	(16)	(14)	–	–	–	–	–	–	–	–	–
Wellbutrin	84	85	4	(1)	12	(25)	(25)	44	4	(2)	28	26	22	–	–	–
Other	199	180	13	11	27	>100	>100	30	(39)	(41)	121	15	10	21	31	31
<b>Cardiovascular and urogenital</b>	<b>2,431</b>	2,454	–	<b>(1)</b>	<b>1,461</b>	<b>(5)</b>	<b>(4)</b>	<b>504</b>	<b>1</b>	<b>(6)</b>	<b>292</b>	<b>18</b>	<b>16</b>	<b>174</b>	<b>23</b>	<b>23</b>
Arixtra	195	276	(27)	(29)	68	(54)	(54)	91	–	(6)	28	33	33	8	(27)	(27)
Avodart	790	748	7	6	317	(5)	(4)	228	9	2	84	26	22	161	28	29
Coreg	133	155	(15)	(14)	132	(15)	(14)	–	–	–	–	–	–	1	–	–
Fraxiparine	233	234	4	–	–	–	–	145	(4)	(10)	87	26	24	1	(50)	(50)
Lovaza	607	569	5	7	604	5	7	–	–	–	–	–	–	3	–	50
Vesicare	175	126	37	39	174	37	38	–	–	–	1	–	–	–	–	–
Other	298	346	(13)	(14)	166	(20)	(18)	40	(17)	(23)	92	1	1	–	–	–
<b>Metabolic</b>	<b>171</b>	331	<b>(47)</b>	<b>(48)</b>	<b>(12)</b>	–	–	<b>29</b>	<b>(49)</b>	<b>(52)</b>	<b>65</b>	<b>10</b>	<b>3</b>	<b>89</b>	<b>(24)</b>	<b>(24)</b>
Avandia products	6	123	(94)	(95)	(12)	–	–	–	–	–	12	(33)	(33)	6	(59)	(65)
Other	165	208	(18)	(21)	–	–	–	29	(52)	(55)	53	27	18	83	(18)	(17)
<b>Anti-bacterials</b>	<b>1,247</b>	1,390	<b>(7)</b>	<b>(10)</b>	<b>20</b>	<b>(63)</b>	<b>(63)</b>	<b>403</b>	<b>(17)</b>	<b>(21)</b>	<b>735</b>	<b>5</b>	<b>2</b>	<b>89</b>	<b>(12)</b>	<b>(11)</b>
Augmentin	608	641	(1)	(5)	1	–	–	202	(13)	(19)	367	8	4	38	(10)	(7)
Other	639	749	(12)	(15)	19	(65)	(65)	201	(20)	(24)	368	2	(1)	51	(14)	(14)
<b>Oncology and emesis</b>	<b>798</b>	683	<b>19</b>	<b>17</b>	<b>321</b>	<b>18</b>	<b>20</b>	<b>256</b>	<b>11</b>	<b>4</b>	<b>131</b>	<b>48</b>	<b>42</b>	<b>90</b>	<b>15</b>	<b>15</b>
Arzerra	60	44	36	36	38	23	23	21	83	75	–	–	–	1	(100)	–
Promacta	130	75	76	73	54	66	69	36	65	57	12	>100	>100	28	87	87
Tyverb/Tykerb	239	231	6	3	68	5	6	87	(5)	(10)	54	36	29	30	7	7
Votrient	183	100	88	83	91	59	63	66	89	78	22	>100	>100	4	–	–
Other	186	233	(19)	(20)	70	(18)	(18)	46	(34)	(39)	43	11	13	27	(21)	(21)
<b>Dermatology</b>	<b>850</b>	898	<b>(2)</b>	<b>(5)</b>	<b>228</b>	<b>(14)</b>	<b>(13)</b>	<b>156</b>	<b>5</b>	–	<b>388</b>	<b>7</b>	<b>1</b>	<b>78</b>	<b>(19)</b>	<b>(19)</b>
Bactroban	124	123	3	1	51	(2)	–	26	–	(7)	39	17	11	8	(11)	(11)
Duac	87	109	(19)	(20)	38	(38)	(37)	24	4	–	13	8	–	12	–	–
Other	639	666	–	(4)	139	(9)	(9)	106	6	1	336	6	1	58	(23)	(23)
<b>Rare diseases</b>	<b>495</b>	463	<b>8</b>	<b>7</b>	<b>117</b>	<b>10</b>	<b>11</b>	<b>123</b>	<b>(6)</b>	<b>(12)</b>	<b>48</b>	<b>20</b>	<b>17</b>	<b>207</b>	<b>16</b>	<b>16</b>
Flolan	135	179	(25)	(25)	33	(14)	(11)	23	(42)	(47)	–	–	–	79	(21)	(20)
Volibris	127	97	35	31	–	–	–	73	12	6	9	80	80	45	96	96
Other	233	187	26	25	84	22	24	27	4	–	39	11	8	83	50	48
<b>Immuno-inflammation</b>	<b>70</b>	15	<b>&gt;100</b>	<b>&gt;100</b>	<b>65</b>	<b>&gt;100</b>	<b>&gt;100</b>	<b>4</b>	<b>&gt;100</b>	<b>&gt;100</b>	–	–	–	<b>1</b>	–	–
Benlysta	70	15	>100	>100	65	>100	>100	4	>100	>100	–	–	–	1	–	–
<b>Other pharmaceuticals</b>	<b>846</b>	951	<b>(6)</b>	<b>(11)</b>	<b>19</b>	<b>25</b>	<b>19</b>	<b>180</b>	<b>(23)</b>	<b>(32)</b>	<b>423</b>	<b>(2)</b>	<b>(7)</b>	<b>224</b>	<b>3</b>	<b>4</b>
<b>Vaccines</b>	<b>3,325</b>	3,497	<b>(2)</b>	<b>(5)</b>	<b>826</b>	–	<b>1</b>	<b>980</b>	<b>(4)</b>	<b>(10)</b>	<b>1,107</b>	<b>14</b>	<b>9</b>	<b>412</b>	<b>(29)</b>	<b>(29)</b>
Boostrix	238	192	25	24	147	35	36	53	17	10	16	78	78	22	(19)	(19)
Cervarix	270	506	(46)	(47)	6	(25)	(25)	53	(2)	(9)	75	(19)	(20)	136	(61)	(61)
Fluarix, FluLaval	200	230	(11)	(13)	88	(35)	(33)	43	15	8	44	35	29	25	8	4
Hepatitis	646	688	(5)	(6)	266	(10)	(9)	197	(8)	(13)	128	21	15	55	(11)	(4)
Infanrix, Pediarix	775	690	17	12	218	32	34	376	–	(7)	120	85	76	61	9	9
Nimenrix	1	–	–	–	–	–	–	1	–	–	–	–	–	–	–	–
Rotarix	360	300	21	20	100	(11)	(9)	39	2	(5)	159	25	23	62	>100	>100
Synflorix	385	350	17	10	–	–	–	45	(8)	(13)	334	22	14	6	–	–
Other	450	541	(13)	(17)	1	–	–	173	(18)	(22)	231	(12)	(16)	45	7	2
<b>ViiV Healthcare (HIV)</b>	<b>19,947</b>	20,543	<b>(1)</b>	<b>(3)</b>	<b>7,000</b>	<b>(2)</b>	–	<b>5,001</b>	<b>(7)</b>	<b>(12)</b>	<b>4,736</b>	<b>10</b>	<b>6</b>	<b>3,210</b>	<b>(5)</b>	<b>(5)</b>
	<b>1,374</b>	1,569	<b>(10)</b>	<b>(12)</b>												
	<b>21,321</b>	22,112	<b>(2)</b>	<b>(4)</b>												

CER% represents growth at constant exchange rates. £% represents growth at actual exchange rates.



## Pharmaceuticals and Vaccines turnover by therapeutic area 2011 (restated)

Therapeutic area/ major products	Total		USA		Europe		EMAP		Rest of World							
	2011 £m	2010 £m	Growth CER%	2011 £%	Growth CER%	2011 £%	Growth CER%	2011 £%	Growth CER%	2011 £%						
<b>Respiratory</b>	<b>7,298</b>	7,238	<b>2</b>	<b>1</b>	<b>3,301</b>	<b>1</b>	<b>(3)</b>	<b>2,115</b>	<b>(2)</b>	<b>(2)</b>	<b>779</b>	<b>9</b>	<b>6</b>	<b>1,103</b>	<b>9</b>	<b>15</b>
Avamys/Veramyst	241	193	24	25	62	(6)	(10)	65	14	16	54	42	42	60	90	100
Flixonase/Flonase	138	164	(17)	(16)	7	(78)	(81)	37	(8)	(8)	49	11	11	45	(2)	5
Flixotide/Flovent	813	804	3	1	447	8	4	151	(6)	(5)	52	8	2	163	(4)	-
Seretide/Advair	5,061	5,139	-	(2)	2,475	(1)	(5)	1,580	(2)	(1)	379	2	(1)	627	9	14
Serevent	182	201	(9)	(9)	62	2	(3)	85	(14)	(13)	3	50	50	32	(19)	(14)
Ventolin	602	522	17	15	239	39	34	141	(1)	(1)	160	14	10	62	4	11
Xyzal	64	33	85	94	-	-	-	-	-	-	16	7	7	48	>100	>100
Zyrtec	96	82	12	17	-	-	-	-	-	-	29	36	32	67	3	12
Other	101	100	1	1	9	(40)	(10)	56	6	6	37	12	9	(1)	33	>(100)
<b>Anti-virals</b>	<b>842</b>	1,167	<b>(29)</b>	<b>(28)</b>	<b>96</b>	<b>(73)</b>	<b>(73)</b>	<b>101</b>	<b>(24)</b>	<b>(22)</b>	<b>348</b>	<b>(1)</b>	<b>(1)</b>	<b>297</b>	<b>(13)</b>	<b>(9)</b>
Hepsera	127	128	(3)	(1)	-	-	-	-	-	-	96	(4)	(3)	31	4	11
Zovirax	109	152	(29)	(28)	11	(79)	(79)	27	(4)	-	37	12	12	34	(13)	(13)
Valtrex	339	532	(38)	(36)	72	(70)	(71)	48	(31)	(29)	38	11	9	181	(4)	2
Zeffix	237	233	1	2	11	(15)	(15)	24	(8)	(8)	176	5	6	26	(11)	(7)
Other	30	122	(76)	(75)	2	(95)	(95)	2	(75)	(75)	1	(94)	(94)	25	(55)	(53)
<b>Central nervous system</b>	<b>1,721</b>	1,753	<b>(2)</b>	<b>(2)</b>	<b>474</b>	<b>(3)</b>	<b>(6)</b>	<b>480</b>	<b>(12)</b>	<b>(11)</b>	<b>311</b>	<b>12</b>	<b>10</b>	<b>456</b>	<b>2</b>	<b>7</b>
Imigran/Imitrex	210	212	(2)	(1)	82	12	9	74	(14)	(13)	7	-	-	47	(4)	4
Lamictal	536	504	8	6	277	12	8	131	(10)	(8)	71	3	-	57	61	73
Requip	218	233	(7)	(6)	42	(2)	(5)	113	(18)	(18)	12	-	-	51	23	28
Seroxat/Paxil	435	482	(13)	(10)	(3)	<(100)	<(100)	66	(20)	(20)	88	7	7	284	(8)	(2)
Treximet	57	56	5	2	57	7	4	-	-	-	-	-	-	(100)	(100)	-
Wellbutrin	85	81	6	5	16	(33)	(33)	45	15	15	23	35	35	1	100	-
Other	180	185	(2)	(3)	3	(87)	(87)	51	(9)	(9)	110	20	17	16	21	14
<b>Cardiovascular and urogenital</b>	<b>2,454</b>	2,314	<b>8</b>	<b>6</b>	<b>1,527</b>	<b>4</b>	<b>-</b>	<b>534</b>	<b>8</b>	<b>9</b>	<b>252</b>	<b>24</b>	<b>22</b>	<b>141</b>	<b>43</b>	<b>48</b>
Anxtra	276	301	(7)	(8)	147	(14)	(17)	97	(3)	(2)	21	47	40	11	(10)	10
Avodart	748	629	20	19	331	2	(2)	223	26	27	69	27	23	125	93	>100
Coreg	155	171	(6)	(9)	154	(6)	(9)	-	-	-	-	-	-	1	-	-
Fraxiparine	234	222	5	5	-	-	-	162	5	5	70	29	25	2	(92)	(83)
Lovaza	569	530	12	7	567	12	7	-	-	-	-	-	-	2	-	-
Vesicare	126	114	15	11	126	16	12	-	-	-	-	-	-	-	-	-
Other	346	347	2	-	202	4	1	52	(15)	(13)	92	15	16	-	(38)	>(100)
<b>Metabolic</b>	<b>331</b>	647	<b>(49)</b>	<b>(49)</b>	<b>90</b>	<b>(60)</b>	<b>(62)</b>	<b>61</b>	<b>(62)</b>	<b>(62)</b>	<b>63</b>	<b>(36)</b>	<b>(37)</b>	<b>117</b>	<b>(27)</b>	<b>(22)</b>
Avandia products	123	440	(71)	(72)	91	(60)	(62)	(3)	<(100)	<(100)	18	(71)	(71)	17	(68)	(68)
Other	208	207	(1)	-	(1)	-	-	64	(11)	(11)	45	21	18	100	4	3
<b>Anti-bacterials</b>	<b>1,390</b>	1,396	<b>1</b>	<b>-</b>	<b>54</b>	<b>(25)</b>	<b>(28)</b>	<b>513</b>	<b>(5)</b>	<b>(4)</b>	<b>724</b>	<b>9</b>	<b>5</b>	<b>99</b>	<b>-</b>	<b>3</b>
Augmentin	641	625	4	3	-	<(100)	-	248	3	3	352	10	6	41	(5)	(2)
Other	749	771	(1)	(3)	54	(13)	(16)	265	(11)	(10)	372	9	4	58	4	7
<b>Oncology and emesis</b>	<b>683</b>	679	<b>1</b>	<b>1</b>	<b>268</b>	<b>(20)</b>	<b>(23)</b>	<b>245</b>	<b>22</b>	<b>24</b>	<b>92</b>	<b>25</b>	<b>23</b>	<b>78</b>	<b>25</b>	<b>30</b>
Arzerra	44	31	45	42	31	23	19	12	>100	>100	-	-	-	1	-	-
Promacta	75	31	>100	>100	32	36	28	23	>100	>100	5	-	-	15	>100	>100
Tyverb/Tykerb	231	227	2	2	64	(6)	(9)	97	2	3	42	26	20	28	(7)	-
Votrient	100	38	>100	>100	56	76	70	37	>100	>100	7	-	-	-	-	-
Other	233	352	(33)	(34)	85	(54)	(56)	76	(19)	(16)	38	-	-	34	21	17
<b>Dermatologicals</b>	<b>898</b>	849	<b>8</b>	<b>6</b>	<b>263</b>	<b>(4)</b>	<b>(8)</b>	<b>157</b>	<b>3</b>	<b>3</b>	<b>382</b>	<b>26</b>	<b>22</b>	<b>96</b>	<b>(9)</b>	<b>(3)</b>
Bactroban	123	119	6	3	51	4	-	28	4	4	35	9	3	9	14	29
Duac	109	116	(3)	(6)	60	(6)	(10)	24	-	4	13	8	-	12	(8)	(8)
Other	666	614	10	8	152	(6)	(10)	105	4	3	334	29	26	75	(11)	(5)
<b>Rare diseases</b>	<b>463</b>	408	<b>12</b>	<b>13</b>	<b>105</b>	<b>(4)</b>	<b>(7)</b>	<b>140</b>	<b>1</b>	<b>2</b>	<b>40</b>	<b>40</b>	<b>33</b>	<b>178</b>	<b>30</b>	<b>39</b>
Flolan	179	195	(11)	8	37	(15)	(20)	43	(37)	(36)	-	-	-	99	13	21
Volibris	97	46	>100	>100	-	-	-	69	70	73	5	>100	>100	23	>100	>100
Other	187	167	12	12	68	4	1	28	(7)	(7)	35	24	21	56	29	37
<b>Other pharmaceuticals</b>	<b>966</b>	<b>956</b>	<b>2</b>	<b>1</b>	<b>30</b>	<b>29</b>	<b>25</b>	<b>263</b>	<b>(15)</b>	<b>(15)</b>	<b>456</b>	<b>14</b>	<b>8</b>	<b>217</b>	<b>1</b>	<b>8</b>
<b>Vaccines</b>	<b>3,497</b>	4,326	<b>(19)</b>	<b>(19)</b>	<b>814</b>	<b>11</b>	<b>7</b>	<b>1,091</b>	<b>(36)</b>	<b>(35)</b>	<b>1,012</b>	<b>(11)</b>	<b>(12)</b>	<b>580</b>	<b>(26)</b>	<b>(21)</b>
Boostrix	192	181	7	6	108	2	(2)	48	9	12	9	-	(10)	27	33	50
Cervarix	506	242	>100	>100	8	(31)	(38)	58	(50)	(50)	94	70	68	346	>100	>100
Fluarix, FluLaval	230	241	(2)	(5)	132	25	20	40	(38)	(37)	34	(20)	(23)	24	-	-
Hepatitis	688	720	(3)	(4)	293	(1)	(5)	227	(7)	(6)	111	(2)	(2)	57	(3)	(2)
Infanrix, Pediarix	690	700	(2)	(1)	163	16	12	403	(7)	(6)	68	(4)	(6)	56	(4)	6
Rotarix	300	235	31	28	110	55	49	41	8	8	129	16	12	20	>100	>100
Synflorix	350	221	57	58	-	-	-	52	21	21	292	81	81	6	(76)	(65)
Other	541	1,786	(70)	(70)	-	<(100)	<(100)	222	(69)	(69)	275	(51)	(52)	44	(91)	(91)
	<b>20,543</b>	21,733	<b>(5)</b>	<b>(5)</b>	<b>7,022</b>	<b>(4)</b>	<b>(8)</b>	<b>5,700</b>	<b>(13)</b>	<b>(12)</b>	<b>4,459</b>	<b>5</b>	<b>3</b>	<b>3,362</b>	<b>(3)</b>	<b>3</b>
<b>ViiV Healthcare (HIV)</b>	<b>1,569</b>	1,566	<b>1</b>	<b>-</b>												
	<b>22,112</b>	23,299	<b>(4)</b>	<b>(5)</b>												

CER% represents growth at constant exchange rates. £% represents growth at actual exchange rates.

## Investor information

## ViiV Healthcare turnover

Therapeutic area/ major products	Total		USA		Europe		EMAP		Rest of World							
	2012	2011 (restated)	Growth	2012	Growth	2012	Growth	2012	Growth	2012						
	£m	£m	CER%	£%	£m	CER%	£%	£m	CER%	£%						
<i>Combivir</i>	179	322	(43)	(44)	24	(81)	(81)	64	(27)	(31)	79	(2)	(5)	12	(42)	(37)
<i>Epivir</i>	49	110	(54)	(55)	8	(81)	(81)	21	(31)	(35)	12	(55)	(56)	8	(23)	(38)
<i>Epzicom/Kivexa</i>	665	617	10	8	243	4	6	285	11	5	57	37	34	80	10	11
<i>Lexiva</i>	127	142	(9)	(11)	68	(9)	(8)	33	(20)	(26)	19	25	21	7	(14)	-
<i>Selzentry</i>	128	110	20	16	57	25	26	56	16	9	4	9	2	11	30	10
<i>Trizivir</i>	107	126	(13)	(15)	61	(11)	(10)	37	(21)	(25)	5	4	(1)	4	25	-
Other	119	142	(16)	(16)	59	(24)	(24)	27	(10)	(13)	22	5	5	11	(17)	(8)
	<b>1,374</b>	<b>1,569</b>	<b>(10)</b>	<b>(12)</b>	<b>520</b>	<b>(22)</b>	<b>(21)</b>	<b>523</b>	<b>(3)</b>	<b>(9)</b>	<b>198</b>	<b>3</b>	<b>-</b>	<b>133</b>	<b>(2)</b>	<b>(3)</b>

Therapeutic area/ major products	Total		USA		Europe		EMAP		Rest of World							
	2011 (restated)	2010 (restated)	Growth	2011	Growth	2011	Growth	2011	Growth	2011						
	£m	£m	CER%	£%	£m	CER%	£%	£m	CER%	£%						
<i>Combivir</i>	322	363	(10)	(11)	127	(8)	(11)	93	(21)	(21)	83	6	4	19	(26)	(17)
<i>Epivir</i>	110	115	(3)	(4)	39	3	(3)	32	(14)	(14)	27	13	13	12	(21)	(14)
<i>Epzicom/Kivexa</i>	617	555	12	11	230	14	10	272	10	11	43	13	13	72	10	16
<i>Lexiva</i>	142	155	(7)	(8)	74	(4)	(8)	45	(14)	(12)	16	23	23	7	(36)	(36)
<i>Selzentry</i>	110	80	39	38	45	38	32	51	24	24	4	100	100	10	>100	>100
<i>Trizivir</i>	126	144	(11)	(13)	67	(4)	(8)	50	(18)	(17)	5	25	25	4	(43)	(43)
Other	142	154	(6)	(8)	78	(1)	(3)	31	(12)	(9)	21	(10)	-	12	(11)	(37)
	<b>1,569</b>	<b>1,566</b>	<b>1</b>	<b>-</b>	<b>660</b>	<b>4</b>	<b>-</b>	<b>574</b>	<b>(3)</b>	<b>(2)</b>	<b>199</b>	<b>9</b>	<b>9</b>	<b>136</b>	<b>(4)</b>	<b>(2)</b>

## Five year record

A record of financial performance is provided, analysed in accordance with current reporting practice. The information included in the Five year record is prepared in accordance with IFRS as adopted by the European Union and also with IFRS as issued by the International Accounting Standards Board.

Turnover by division	2012	2011	2010	2009	2008
	£m	(restated) £m	(restated) £m	(restated) £m	(restated) £m
Pharmaceuticals	<b>17,996</b>	18,615	18,973	19,962	17,842
Vaccines	<b>3,325</b>	3,497	4,326	3,706	2,539
Pharmaceuticals and Vaccines	<b>21,321</b>	22,112	23,299	23,668	20,381
Consumer Healthcare	<b>5,110</b>	5,275	5,093	4,700	3,971
	<b>26,431</b>	<b>27,387</b>	<b>28,392</b>	<b>28,368</b>	<b>24,352</b>

## Group turnover by geographic region

	2012	2011	2010	2009	2008
USA	<b>8,446</b>	8,684	9,345	10,315	9,746
Europe	<b>7,320</b>	8,271	9,091	9,696	8,262
EMAP	<b>6,780</b>	6,403	6,074	5,019	4,013
Japan	<b>2,225</b>	2,318	2,155	1,782	1,127
Other	<b>1,660</b>	1,711	1,727	1,556	1,204
	<b>26,431</b>	<b>27,387</b>	<b>28,392</b>	<b>28,368</b>	<b>24,352</b>

## Group turnover by segment

	2012	2011	2010	2009	2008
USA	<b>7,000</b>	7,022	7,629	8,571	8,254
Europe	<b>5,001</b>	5,700	6,479	7,063	5,847
EMAP	<b>4,736</b>	4,459	4,347	3,615	2,748
Japan	<b>1,969</b>	2,082	1,959	1,605	995
ViiV Healthcare (HIV)	<b>1,374</b>	1,569	1,566	1,605	1,513
Other trading and unallocated pharmaceuticals	<b>1,241</b>	1,280	1,319	1,209	1,024
Pharmaceuticals and Vaccines	<b>21,321</b>	22,112	23,299	23,668	20,381
Consumer Healthcare	<b>5,110</b>	5,275	5,093	4,700	3,971
	<b>26,431</b>	<b>27,387</b>	<b>28,392</b>	<b>28,368</b>	<b>24,352</b>

	2012 £m	2011 (restated) £m	2010 (restated) £m	2009 (restated) £m	2008 (restated) £m
<b>Pharmaceuticals and Vaccines turnover by therapeutic area</b>					
Respiratory	7,291	7,298	7,238	6,977	5,817
Anti-virals	753	842	1,167	2,474	1,638
Central nervous system	1,670	1,721	1,753	1,870	2,897
Cardiovascular and urogenital	2,431	2,454	2,314	2,077	1,674
Metabolic	171	331	647	1,151	1,156
Anti-bacterials	1,247	1,390	1,396	1,457	1,301
Oncology and emesis	798	683	679	620	489
Dermatology	850	898	849	547	305
Rare diseases	495	463	408	364	298
Immuno-inflammation	70	15	–	–	–
Other pharmaceuticals	846	951	956	820	754
Vaccines	3,325	3,497	4,326	3,706	2,539
ViiV Healthcare (HIV)	1,374	1,569	1,566	1,605	1,513
	<b>21,321</b>	<b>22,112</b>	<b>23,299</b>	<b>23,668</b>	<b>20,381</b>

<b>Consumer Healthcare turnover</b>					
Total wellness	2,008	2,278	2,202	2,157	1,776
Oral care	1,797	1,711	1,596	1,479	1,240
Nutrition	1,050	1,025	953	851	796
Skin health	255	261	342	213	159
	<b>5,110</b>	<b>5,275</b>	<b>5,093</b>	<b>4,700</b>	<b>3,971</b>

<b>Financial results – total</b>	2012 £m	2011 £m	2010 £m	2009 £m	2008 £m
Turnover	26,431	27,387	28,392	28,368	24,352
Operating profit	7,392	7,807	3,783	8,425	7,141
Profit before taxation	6,692	7,698	3,157	7,891	6,659
Profit after taxation	4,744	5,458	1,853	5,669	4,712

	pence	pence	pence	pence	pence
Basic earnings per share	92.9	104.6	32.1	109.1	88.6
Diluted earnings per share	91.5	103.2	31.9	108.2	88.1

<b>Financial results – core</b>	2012 £m	2011 £m	2010 £m
Turnover	26,431	27,387	28,392
Operating profit	8,330	8,803	9,497
Profit before taxation	7,635	8,111	8,866
Profit after taxation	5,771	6,007	6,600

	pence	pence	pence
Core earnings per share	112.7	115.5	125.5
Core diluted earnings per share	111.0	113.9	124.4

	2012 millions	2011 millions	2010 millions	2009 millions	2008 millions
Weighted average number of shares in issue:					
Basic	4,912	5,028	5,085	5,069	5,195
Diluted	4,989	5,099	5,128	5,108	5,226

	%	%	%	%	%
Return on capital employed	85.9	82.9	30.8	82.8	73.1

Return on capital employed is calculated as total profit before taxation as a percentage of average net assets over the year.

## Investor information

### Five year record continued

	2012 £m	2011 £m	2010 £m	2009 £m	2008 £m
<b>Balance sheet</b>					
Non-current assets	27,783	24,913	26,194	25,292	22,124
Current assets	13,692	16,167	16,036	17,570	17,269
<b>Total assets</b>	<b>41,475</b>	<b>41,080</b>	<b>42,230</b>	<b>42,862</b>	<b>39,393</b>
Current liabilities	(13,815)	(15,010)	(12,794)	(12,118)	(10,017)
Non-current liabilities	(20,913)	(17,243)	(19,691)	(20,002)	(21,058)
<b>Total liabilities</b>	<b>(34,728)</b>	<b>(32,253)</b>	<b>(32,485)</b>	<b>(32,120)</b>	<b>(31,075)</b>
<b>Net assets</b>	<b>6,747</b>	<b>8,827</b>	<b>9,745</b>	<b>10,742</b>	<b>8,318</b>
Shareholders' equity	5,810	8,032	8,887	10,005	7,931
Non-controlling interests	937	795	858	737	387
<b>Total equity</b>	<b>6,747</b>	<b>8,827</b>	<b>9,745</b>	<b>10,742</b>	<b>8,318</b>

### Number of employees

	2012	2011	2010	2009	2008
USA	17,201	16,707	17,555	22,594	21,176
Europe	38,788	38,696	39,910	42,048	44,677
EMAP	36,738	35,080	31,992	28,327	26,162
Japan	3,515	3,573	3,461	3,264	3,174
Other	3,246	3,333	3,543	3,680	3,814
	<b>99,488</b>	<b>97,389</b>	<b>96,461</b>	<b>99,913</b>	<b>99,003</b>
Manufacturing	31,369	30,664	30,611	31,162	32,622
Selling	45,601	45,155	43,918	44,621	42,430
Administration	9,607	8,883	8,850	9,405	8,787
Research and development	12,911	12,687	13,082	14,725	15,164
	<b>99,488</b>	<b>97,389</b>	<b>96,461</b>	<b>99,913</b>	<b>99,003</b>

The geographic distribution of employees in the table above is based on the location of GSK's subsidiary companies. The number of employees is the number of permanent employed staff at the end of the financial period. It excludes those employees who are employed and managed by GSK on a contract basis.

### Exchange rates

As a guide to holders of ADS, the following tables set out, for the periods indicated, information on the exchange rate of US dollars for Sterling as reported by the Federal Reserve Bank of New York ('noon buying rate')\*.

	2012	2011	2010	2009	2008
Average	1.59	1.60	1.55	1.56	1.85

The average rate for the year is calculated as the average of the noon buying rates for each day of the year.

	2013 Feb	2013 Jan	2012 Dec	2012 Nov	2012 Oct	2012 Sep
High	1.58	1.63	1.60	1.58	1.59	1.59
Low	1.51	1.57	1.63	1.61	1.62	1.63

\* On 31 December 2008, the Federal Reserve Bank of New York ceased publishing noon buying rates. The Bank of England 4pm buying rates have been used for subsequent calculations.

The 4pm buying rate on 28 February 2013 was £1= US\$1.51.

# Shareholder information

## Share capital and control

Details of our issued share capital and the number of shares held in Treasury as at 31 December 2012 can be found in Note 33 to the financial statements, 'Share capital and share premium account'.

Our shares are listed on the London Stock Exchange and are also quoted on the New York Stock Exchange (NYSE) in the form of American Depositary Shares (ADS). Each ADS represents two Ordinary Shares. For details of listed debt and where it is listed refer to Note 32 to the financial statements, 'Net debt'.

Holders of Ordinary Shares are entitled to receive dividends, when declared, the company's Annual Report, to attend and speak at general meetings of the company, to appoint proxies and to exercise voting rights.

There are no restrictions on the transfer, or limitations on the holding, of Ordinary Shares and no requirements to obtain approval prior to any transfers. No Ordinary Shares carry any special rights with regard to control of the company and there are no restrictions on voting rights. Major shareholders have the same voting rights per share as all other shareholders.

There are no known arrangements under which financial rights are held by a person other than the holder of the shares and no known agreements on restrictions on share transfers or on voting rights.

Shares acquired through our share schemes and plans rank equally with the other shares in issue and have no special rights. The trustees of our Employee Share Ownership Plan trusts have waived their rights to dividends on shares held by those trusts.

## Exchange controls and other limitations affecting security holders

Other than certain economic sanctions which may be in force from time to time, there are currently no applicable laws, decrees or regulations restricting the import or export of capital or affecting the remittance of dividends or other payments to holders of the company's shares who are non-residents of the UK. Similarly, other than certain economic sanctions which may be in force from time to time, there are no limitations relating only to non-residents of the UK under English law or the company's Articles of Association on the right to be a holder of, and to vote in respect of, the company's shares.

## Interests in voting rights

Other than as stated below, as far as we are aware, there are no persons with significant direct or indirect holdings in the company. Information provided to the company pursuant to the Financial Services Authority's (FSA) Disclosure and Transparency Rules (DTRs) is published on a Regulatory Information Service and on the company's website.

At 28 February 2013, the company had received notifications in accordance with the FSA's DTRs of the following notifiable interests in the voting rights in the company's issued share capital:

	No. of shares	*Percentage of issued capital (%)
BlackRock, Inc.	271,061,000	5.52
Legal & General Group Plc	153,140,293	3.12

\* Percentage of Ordinary Shares in issue, excluding Treasury shares.

BNY Mellon Depositary Receipts is the Depositary for the company's ADS, which are listed on the NYSE. Ordinary Shares representing the company's ADR programme, which is managed by the Depositary,

are registered in the name of BNY (Nominees) Limited. Details of the number of Ordinary Shares held by the Depositary can be found on page 244.

We have not acquired or disposed of any interests in our own shares during the period under review, other than in connection with our share buy-back programme.

## Share buy-back programme

The Board has been authorised to issue and allot Ordinary Shares under Article 9 of the company's Articles of Association. The power under Article 9 and the authority for the company to make purchases of its own shares are subject to shareholder authorities which are sought on an annual basis at our Annual General Meeting (AGM). Any shares purchased by the company may be cancelled or held as Treasury shares.

During 2012, we continued our long-term share buy-back programme and 174 million shares were purchased at a total cost of £2,493 million. No shares were purchased in the period 1 January to 28 February 2013.

Our programme covers purchases of shares for cancellation or to be held as Treasury shares, in accordance with the authority renewed by shareholders at the AGM in May 2012, when the company was authorised to purchase a maximum of just under 505 million shares. Details of shares purchased, expectations of future repurchases, those cancelled, and those held as Treasury shares are disclosed in Note 33 to the financial statements 'Share capital and share premium account'.

The exact amount and timing of any future purchases, and the extent to which repurchased shares will be held as Treasury shares rather than being cancelled, will be determined by the company and is dependent on market conditions and other factors.

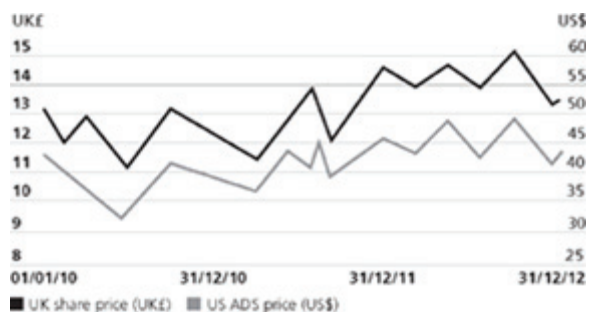
## Market capitalisation

The market capitalisation, based on shares in issue excluding Treasury shares, of GSK at 31 December 2012 was £65.47 billion. At that date, GSK was the fifth largest company by market capitalisation in the FTSE index.

## Share price

	2012 £	2011 £	2010 £
At 1 January	14.72	12.40	13.20
At 31 December	13.35	14.72	12.40
(Decrease)/increase	(9.3%)	18.7%	(6.1%)
High during the year	15.08	14.74	13.40
Low during the year	13.18	11.28	10.95

The table above sets out the middle market closing prices. The company's share price decreased by 9.3% in 2012. This compares with an increase in the FTSE 100 index of 5.8% during the year. The share price on 28 February 2013 was £14.56.



## Shareholder information

### Nature of trading market

The following tables set out, for the periods indicated, the high and low middle market closing quotations in pence for the shares on the London Stock Exchange, and the high and low closing prices in US dollars for the ADS on the NYSE.

	Pence per share	
	High	Low
<b>Ordinary Shares</b>		
Quarter ended 31 March 2013*	1486	1359
February 2013	1486	1438
January 2013	1450	1359
December 2012	1377	1335
November 2012	1400	1318
October 2012	1465	1387
September 2012	1457	1409
Quarter ended 31 December 2012	1465	1318
Quarter ended 30 September 2012	1508	1409
Quarter ended 30 June 2012	1479	1392
Quarter ended 31 March 2012	1497	1387
Quarter ended 31 December 2011	1474	1312
Quarter ended 30 September 2011	1385	1205
Quarter ended 30 June 2011	1349	1201
Quarter ended 31 March 2011	1270	1128
Year ended 31 December 2010	1340	1095
Year ended 31 December 2009	1334	987
Year ended 31 December 2008	1385	995

	US dollars per ADS	
	High	Low
<b>ADS</b>		
Quarter ended 31 March 2013*	45.98	43.93
February 2013	45.98	44.03
January 2013	45.61	43.93
December 2012	44.37	43.01
November 2012	44.86	41.90
October 2012	47.45	44.80
September 2012	47.11	45.14
Quarter ended 31 December 2012	47.45	41.90
Quarter ended 30 September 2012	47.23	44.26
Quarter ended 30 June 2012	47.29	43.45
Quarter ended 31 March 2012	46.35	43.73
Quarter ended 31 December 2011	45.74	40.53
Quarter ended 30 September 2011	44.91	38.84
Quarter ended 30 June 2011	43.74	38.78
Quarter ended 31 March 2011	39.86	36.33
Year ended 31 December 2010	42.97	32.34
Year ended 31 December 2009	42.91	27.27
Year ended 31 December 2008	54.36	32.02

\* to 28 February 2013

### Dividends

The company pays dividends quarterly. It continues to increase cash returns to shareholders through its dividend policy and ongoing long-term share buy-back programme. Dividends remain an essential component of total shareholder return and the company is committed to increasing its dividend over the long-term. Details of the dividends declared, the amounts and the payment dates are given in Note 16 to the financial statements, 'Dividends'.

### Dividends per share

The table below sets out the dividend per share and per ADS for the last five years. The dividend per ADS is translated into US dollars at applicable exchange rates.

Year	Dividend	pence	US\$
2012		74	2.35
2011		70	2.25
2011	Supplemental*	5	0.16
2010		65	2.04
2009		61	1.99
2008		57	2.01

\* The 2011 supplemental dividend related to the disposal of certain non-core OTC brands in North America. This was paid with the fourth quarter ordinary dividend for 2011.

### Dividend calendar

Quarter	Ex-dividend date	Record date	Payment date
Q4 2012	20 February 2013	22 February 2013	11 April 2013
Q1 2013	8 May 2013	10 May 2013	11 July 2013
Q2 2013	7 August 2013	9 August 2013	3 October 2013
Q3 2013	13 November 2013	15 November 2013	9 January 2014

### Financial reporting calendar

Publication	Date
<b>Results announcements</b>	
Quarter 1	April 2013
Quarter 2	July 2013
Quarter 3	October 2013
Preliminary/Quarter 4	February 2014
Annual Report/Summary	February/March 2014

### Results announcements

Results announcements are issued to the London Stock Exchange and are available on its news service. They are also sent to the US Securities and Exchange Commission and the NYSE, issued to the media and made available on our website.

### Financial reports

The company publishes an Annual Report and, for the shareholder not needing the full detail of the Annual Report, a Summary. These documents are available on the website from the date of publication. The Summary is sent to all shareholders. Shareholders may elect to receive the Annual Report by contacting the registrar. Alternatively, shareholders may elect to receive notification by email of the publication of financial reports by registering on [www.shareview.co.uk](http://www.shareview.co.uk).

Copies of previous financial reports are available on our website. Printed copies can be obtained from our registrar in the UK and from the GSK Response Center in the USA, (see pages 245 and 246 for the contact details).



## Directors

Our Directors' powers are determined by UK legislation and our Articles of Association, which are available on our website. The Articles may be amended by a special resolution of the members. The Directors may exercise all the company's powers provided that the Articles or applicable legislation do not stipulate that any such powers must be exercised by the members.

The rules about the appointment and replacement of Directors are contained in our Articles. They provide that Directors may be appointed by an ordinary resolution of the members or by a resolution of the Directors, provided that, in the latter instance, a Director appointed in this way retires at the first AGM following his or her appointment.

Our Articles also provide that Directors should normally be subject to re-election at the AGM at intervals of three years or annually if they have held office for a continuous period of nine years or more. However, the Board agreed in 2011 that all Directors, who wish to continue as members of the Board, should seek re-election annually in accordance with the UK Corporate Governance Code. Members may remove a Director by passing an ordinary resolution of which special notice has been given, or by passing a special resolution. A Director may automatically cease to be a Director if:

- he or she becomes bankrupt or compounds with his or her creditors generally
- he or she ceases to be a Director by virtue of the Companies Act or the Articles
- he or she is suffering from mental or physical ill health
- he or she has missed Directors' meetings for a continuous period of six months without permission and the Board resolves that he or she shall cease to be a Director
- he or she is prohibited from being a Director by law
- he or she resigns
- he or she offers to resign and the Board accepts that offer
- all other Directors (being at least three in number) require him or her to resign.

### Directors' conflicts of interest

All Directors have a duty under the Companies Act 2006 to avoid a situation in which they have, or could have, a direct or indirect conflict of interest or possible conflict with the company. The duty applies, in particular, to the exploitation of any property, information or opportunity whether or not the company could take advantage of it. Our Articles provide a general power for the Board to authorise such conflicts.

The Nominations Committee has been authorised by the Board to grant and periodically, but in any event annually, to review any potential or actual conflict authorisations. Directors are not counted in the quorum for the authorisation of their own actual or potential conflicts. Authorisations granted are recorded by the Company Secretary in a register and are noted by the Board at its next meeting.

On an ongoing basis, the Directors are responsible for informing the Company Secretary of any new actual or potential conflicts that may arise or if there are any changes in circumstances that may affect an authorisation previously given. Even when provided with authorisation, a Director is not absolved from his or her statutory duty to promote the success of the company.

If an actual conflict arises post-authorisation, the Board may choose to exclude the Director from receipt of the relevant information and participation in the debate, or suspend the Director from the Board, or, as a last resort, require the Director to resign.

The Nominations Committee reviewed the register of potential conflict authorisations in October 2012 and reported to the Board that the conflicts had been appropriately authorised and that the process for authorisation continues to operate effectively.

### Independent advice

The Board recognises that there may be occasions when one or more of the Directors feel it is necessary to take independent legal and/or financial advice at the company's expense. There is an agreed procedure, which is set out on our website, to enable them to do so.

### Indemnification of Directors

Qualifying third party indemnity provisions (as defined in the Companies Act 2006) are in force for the benefit of Directors and former Directors who held office during 2012 and up to the signing of the Annual Report.

### Change of control and essential contracts

We do not have contracts or other arrangements which individually are fundamental to the ability of the business to operate effectively, nor is the company party to any material agreements that would take effect, be altered, or terminate upon a change of control following a takeover bid.

We do not have agreements with any Director that would provide compensation for loss of office or employment resulting from a takeover, except that provisions of the company's share plans may cause options and awards granted under such plans to vest on a takeover. Details of the termination provisions in the company's framework for contracts for Executive Directors are given on page 125.

## Annual General Meeting 2013

Wednesday, 1 May 2013  
The Queen Elizabeth II Conference Centre  
Broad Sanctuary, Westminster, London SW1P 3EE

The AGM is the company's principal forum for communication with private shareholders. In addition to the formal business, there will be a presentation by the CEO on the performance of the Group and its future development. There will be an opportunity for questions to be asked to the Board. Chairmen of the Board's Committees will take questions relating to those Committees.

Investors holding shares through a nominee service should arrange with that nominee service to be appointed as a proxy in respect of their shareholding in order to attend and vote at the meeting.

ADR holders wishing to attend the meeting must obtain a proxy from BNY Mellon Depositary Receipts. This will enable them to attend and vote on the business to be transacted. ADR holders may instruct BNY Mellon Depositary Receipts as to the way in which the shares represented by their ADR should be voted by completing and returning the voting card provided by the bank.

### Documents on display

The Articles of Association of the company and other documents referred to in this Annual Report are available for inspection at the company's registered office and on our website and will be made available for inspection at the AGM.

## Shareholder information

### Donations to political organisations and political expenditure

With effect from 1 January 2009, to ensure a consistent approach to political contributions across the Group, we introduced a global policy to stop voluntarily all corporate political contributions.

In the period from 1 January 2009 to 31 December 2012, the Group did not make any political donations to EU or non-EU organisations.

Notwithstanding the introduction of this policy, in accordance with the Federal Election Campaign Act in the USA, we continue to support an employee-operated Political Action Committee (PAC) that facilitates voluntary political donations by eligible GSK employees.

The PAC is not controlled by GSK. Decisions on the amounts and recipients of contributions are made by participating employees exercising their legal right to pool their resources and make political contributions, which are subject to strict limitations. In 2012, a total of US\$565,630 (US\$612,500 in 2011) was donated to political organisations by the GSK employee PAC.

At the AGM in May 2001, shareholders first authorised the company to make donations to EU political organisations and to incur EU political expenditure, under the provisions of the Political Parties, Elections and Referendums Act 2000, of up to £100,000 each year. This authority has since been renewed annually. The Companies Act 2006 requires companies to continue to obtain shareholder approval before they can make donations to EU political organisations or incur EU political expenditure.

However, we do not make and do not intend to make donations to political parties or independent election candidates, nor do we make any donations to EU political organisations or incur EU political expenditure.

The definitions of political donations, political expenditure and political organisations used in the legislation are very wide. In particular, the definition of EU political organisations may extend to bodies such as those concerned with policy review, law reform, the representation of the business community and special interest groups such as those concerned with the environment, which the company and its subsidiaries might wish to support. As a result, the definitions may cover legitimate business activities not in the ordinary sense considered to be political donations or political expenditure.

Such activities are not designed to support any political party or independent election candidate. The authority which the Board has sought annually is a precautionary measure to ensure that the company and its subsidiaries do not inadvertently breach the legislation.

### US law and regulation

A number of provisions of US law and regulation apply to the company because our shares are quoted on the New York Stock Exchange (NYSE) in the form of ADS.

#### NYSE rules

In general, the NYSE rules permit the company to follow UK corporate governance practices instead of those applied in the USA, provided that we explain any significant variations. This explanation is contained in our Form 20-F filing, which can be accessed from the Securities and Exchange Commission's (SEC) EDGAR database or via our website. NYSE rules that came into effect in 2005 require us to file annual and interim written affirmations concerning the Audit & Risk Committee and our statement on significant differences in corporate governance.

### Sarbanes-Oxley Act of 2002

Following a number of corporate and accounting scandals in the USA, Congress passed the Sarbanes-Oxley Act of 2002. Sarbanes-Oxley is a wide-ranging piece of legislation concerned largely with financial reporting and corporate governance.

As recommended by the SEC, the company has established a Disclosure Committee. The Committee reports to the CEO, the CFO and to the Audit & Risk Committee. It is chaired by the Company Secretary and the members consist of senior managers from finance, legal, corporate communications and investor relations.

External legal counsel, the external auditors and internal experts are invited to attend its meetings periodically. It has responsibility for considering the materiality of information and, on a timely basis, determining the disclosure of that information. It has responsibility for the timely filing of reports with the SEC and the formal review of the Annual Report and Form 20-F. In 2012, the Committee met 10 times.

Sarbanes-Oxley requires that the Annual Report contains a statement as to whether a member of our Audit & Risk Committee (ARC) is an audit committee financial expert as defined by Sarbanes-Oxley. Such a statement for each of the relevant members of the ARC (Stacey Cartwright, Judy Lewent and Tom de Swaan) is included in each of their biographies on pages 90 and 91. Additional disclosure requirements arise under section 302 and section 404 of Sarbanes-Oxley in respect of disclosure controls and procedures and internal control over financial reporting.

#### Section 302: Corporate responsibility for financial reports

Sarbanes-Oxley also introduced a requirement for the CEO and the CFO to complete formal certifications, confirming that:

- they have each reviewed the Annual Report and Form 20-F
- based on their knowledge, the Annual Report and Form 20-F contains no material misstatements or omissions
- based on their knowledge, the financial statements and other financial information fairly present, in all material respects, the financial condition, results of operations and cash flows as of the dates, and for the periods, presented in the Annual Report and Form 20-F
- they are responsible for establishing and maintaining disclosure controls and procedures that ensure that material information is made known to them, and have evaluated the effectiveness of these controls and procedures as at the year-end, the results of such evaluation being contained in the Annual Report and Form 20-F
- they are responsible for establishing and maintaining internal control over financial reporting that provides reasonable assurance regarding the reliability of financial reporting and the preparation of financial statements for external purposes in accordance with generally accepted accounting principles
- they have disclosed in the Annual Report and Form 20-F any changes in internal controls over financial reporting during the period covered by the Annual Report and Form 20-F that have materially affected, or are reasonably likely to affect materially, the company's internal control over financial reporting, and

- they have disclosed, based on their most recent evaluation of internal control over financial reporting, to the external auditors and the ARC, all significant deficiencies and material weaknesses in the design or operation of internal controls over financial reporting which are reasonably likely to affect adversely the company's ability to record, process, summarise and report financial information, and any fraud (regardless of materiality) involving persons that have a significant role in the company's internal control over financial reporting.

The Group has carried out an evaluation under the supervision and with the participation of its management, including the CEO and CFO, of the effectiveness of the design and operation of the Group's disclosure controls and procedures as at 31 December 2012.

There are inherent limitations to the effectiveness of any system of disclosure controls and procedures, including the possibility of human error and the circumvention or overriding of the controls and procedures. Accordingly, even effective disclosure controls and procedures can only provide reasonable assurance of achieving their control objectives.

The CEO and CFO expect to complete these certifications and report their conclusions on the effectiveness of disclosure controls and procedures in March 2013, following which the certificates will be filed with the SEC as part of the Group's Form 20-F.

#### Section 404: Management's annual report on internal control over financial reporting

In accordance with the requirements of section 404 of Sarbanes-Oxley, the following report is provided by management in respect of the company's internal control over financial reporting (as defined in Rules 13a-15(f) and 15d-15(f) under the US Securities Exchange Act of 1934):

- management is responsible for establishing and maintaining adequate internal control over financial reporting for the Group. Internal control over financial reporting is designed to provide reasonable assurance regarding the reliability of financial reporting and the preparation of financial statements for external purposes in accordance with IFRS
- management conducted an evaluation of the effectiveness of internal control over financial reporting based on the framework, Internal Control – Integrated Framework issued by the Committee of Sponsoring Organisations of the Treadway Commission
- there have been no changes in the Group's internal control over financial reporting during 2012 that have materially affected, or are reasonably likely to affect materially, the Group's internal control over financial reporting
- management has assessed the effectiveness of internal control over financial reporting as at 31 December 2012 and its conclusion will be filed as part of the Group's Form 20-F, and

PricewaterhouseCoopers LLP, which has audited the consolidated financial statements of the Group for the year ended 31 December 2012, has also assessed the effectiveness of the Group's internal control over financial reporting under Auditing Standard No. 5 of the Public Company Accounting Oversight Board (United States). Their audit report will be filed with the Group's Form 20-F.

## Tax information for shareholders

A summary of certain UK tax and US federal income tax consequences for holders of shares and ADR who are citizens of the UK or the USA is set out below. It is not a complete analysis of all the possible tax consequences of the purchase, ownership or sale of these securities. It is intended only as a general guide. Holders are advised to consult their advisers with respect to the tax consequences of the purchase, ownership or sale of their shares or ADR and the consequences under state and local tax laws in the USA and the implications of the current UK/US tax conventions.

US holders of ADR generally will be treated as the owners of the underlying shares for the purposes of the current USA/UK double taxation conventions relating to income and gains (Income Tax Convention), estate and gift taxes (Estate and Gift Tax Convention), and for purposes of the Internal Revenue Code of 1986, as amended (the Code).

### UK shareholders

This summary only applies to a UK resident shareholder that holds shares as capital assets.

#### Taxation of dividends

UK resident shareholders will generally be subject to UK income tax on the full amount of dividends paid, grossed up for the amount of a tax credit. The tax credit may be set against the individual's income tax liability in respect of the gross dividend, but is not repayable to shareholders with a tax liability of less than the associated tax credit. For the tax year 2010-11 and subsequent tax years, an additional rate of income tax on dividends was imposed for taxpayers whose income is above £150,000. UK resident shareholders that are corporation taxpayers should note that dividends are generally entitled to exemption from corporation tax.

#### Taxation of capital gains

UK shareholders may be liable for UK tax on gains on the disposal of shares or ADR. For disposals by individuals and subject to the availability of any exemption or relief such as the annual exempt amount, a taxable capital gain accruing on a disposal of shares or ADR will be taxed at 28% if, after all allowable deductions, such shareholder's taxable income for the tax year exceeds the basic rate income tax limit. In other cases, a taxable capital gain accruing on a disposal of shares or ADR may be taxed at 18% or 28% or at a combination of both rates. Corporation taxpayers may be entitled to an indexation allowance which applies to reduce capital gains to the extent that such gains arise due to inflation. Indexation allowance may reduce a chargeable gain but will not create an allowable loss.

#### Inheritance tax

Individual shareholders may be liable to inheritance tax on the transfer of shares or ADR. Tax may be charged on the amount by which the value of the shareholder's estate is reduced as a result of any transfer by way of gift or other disposal at less than full market value. If such a gift or other disposal were subject to both UK inheritance tax and US estate or gift tax, the Estate and Gift Tax Convention would generally provide for tax paid in the USA to be credited against tax payable in the UK.

#### Stamp duty

UK stamp duty or stamp duty reserve tax (SDRT) will, subject to certain exemptions, be payable on the transfer of shares at a rate of 0.5% of the consideration for the transfer.

## Shareholder information

### US shareholders

This summary only applies to a shareholder (who is a citizen or resident of the USA or a domestic corporation or a person that is otherwise subject to US federal income tax on a net income basis in respect of the shares or ADR) that holds shares or ADR as capital assets, is not resident in the UK for UK tax purposes and does not hold shares for the purposes of a trade, profession or vocation that is carried on in the UK through a branch or agency.

The summary also does not address the tax treatment of holders that are subject to special tax rules, such as banks, tax-exempt entities, insurance companies, dealers in securities or currencies, persons that hold shares or ADR as part of an integrated investment (including a 'straddle') comprised of a share or ADR and one or more other positions, and persons that own (directly or indirectly) 10% or more of the voting stock of the company.

#### Taxation of dividends

The gross amount of dividends received is treated as foreign source dividend income for US tax purposes. It is not eligible for the dividend received deduction allowed to US corporations. Dividends on ADR are payable in US dollars; dividends on shares are payable in pounds Sterling. Dividends paid in pounds Sterling will be included in income in the US dollar amount calculated by reference to the exchange rate on the day the dividends are received by the holder. Subject to certain exceptions for short-term or hedged positions, an individual eligible US holder will be subject to US taxation at a maximum rate of 23.8% in respect of qualified dividends.

#### Taxation of capital gains

Generally, US holders will not be subject to UK capital gains tax, but will be subject to US tax on capital gains realised on the sale or other disposal of shares or ADR. Such gains will be long-term capital gains (subject to reduced rates of taxation for individual holders) if the shares or ADR were held for more than one year.

### Information reporting and backup withholding

Dividends and payments of the proceeds on a sale of shares or ADR, paid within the USA or through certain US-related financial intermediaries are subject to information reporting and may be subject to backup withholding unless the US holder is a corporation or other exempt recipient or provides a taxpayer identification number and certifies that no loss of exemption has occurred. Non-US holders generally are not subject to information reporting or backup withholding, but may be required to provide a certification of their non-US status in connection with payments received. Any amounts withheld will be allowed as a refund or credit against a holder's US federal income tax liability provided the required information is furnished to the IRS.

### Estate and gift taxes

Under the Estate and Gift Tax Convention, a US shareholder is not generally subject to UK inheritance tax.

### Stamp duty

UK stamp duty or SDRT will, subject to certain exemptions, be payable on any transfer of shares to the ADR custodian or depository at a rate of 1.5% of the amount of any consideration provided (if transferred on sale), or their value (if transferred for no consideration).

No SDRT would be payable on the transfer of, or agreement to transfer an ADR. No UK stamp duty should be payable on the transfer of an ADR provided that any instrument of transfer is executed and remains at all times outside the UK. Any stamp duty on the transfer of an ADR would be payable at a rate of 0.5% of the consideration for the transfer. Any sale of the underlying shares would, subject to certain exceptions, result in liability to UK stamp duty or, as the case may be, SDRT at a rate of 0.5%.

## Analysis of shareholdings at 31 December 2012

	Number of accounts	% of total accounts	% of total shares	Number of shares
<b>Holding of shares</b>				
Up to 1,000	103,283	71	1	37,927,294
1,001 to 5,000	33,509	23	1	71,925,595
5,001 to 100,000	7,439	5	2	106,883,853
100,001 to 1,000,000	757	1	5	262,970,591
Over 1,000,000	367	0	91	4,917,888,636
	145,355	100	100	5,397,595,969
<b>Held by</b>				
Nominee companies	25,175	17	71	3,833,796,077
Investment and trust companies	38	0	0	4,688,382
Insurance companies	9	0	0	5,971
Individuals and other corporate bodies	120,131	83	5	248,039,527
BNY (Nominees) Limited	1	0	15	816,114,685
Held as Treasury shares by GlaxoSmithKline	1	0	9	494,951,327
	145,355	100	100	5,397,595,969

BNY Mellon Depository Receipts' holding held through BNY (Nominees) Limited represents the company's ADR programme, whereby each ADS represents two Ordinary Shares of 25p nominal value. At 28 February 2013, BNY (Nominees) Limited held 816,909,301 Ordinary Shares representing 16.65% of the issued share capital (excluding Treasury shares) held at that date.

At 28 February 2013, the number of holders of shares in the USA was 1,075 with holdings of 1,191,611 shares, and the number of registered holders of ADS was 28,804 with holdings of 408,454,650 ADS. Certain of these shares and ADS were held by brokers or other nominees. As a result, the number of holders of record or registered holders in the USA is not representative of the number of beneficial holders or of the residence of beneficial holders.



## Shareholder services and contacts

### Registrar

The company's registrar is:

Equiniti Limited  
Aspect House, Spencer Road, Lancing, BN99 6DA  
www.shareview.co.uk

Tel: 0871 384 2991 (in the UK)\*  
Tel: +44(0)121 415 7067 (outside the UK)

Equiniti provides a range of services for shareholders:

Service	What it offers	How to participate
Shareview service	This enables you to create a free online portfolio to view your share balance and movements, update your address and dividend payment instructions and register your votes for our AGM.	You can register at: <a href="http://www.shareview.co.uk">www.shareview.co.uk</a>
Corporate Sponsored Nominee Account	This is a convenient way to manage your shares without requiring a share certificate. The service provides a facility for you to hold your shares in a nominee company sponsored by the company. You will continue to receive dividend payments, annual reports and can attend and vote at the company's general meetings. Shareholders' names do not appear on the publicly available share register and the service is free to join.	An application form can be downloaded from <a href="http://www.shareview.co.uk">www.shareview.co.uk</a> or requested by telephoning Equiniti.
Dividend payment direct to your bank account	If you currently receive your dividends by cheque through the post, you can instead have them paid directly into your bank or building society account. This is quicker, more secure and avoids the risk of your cheque going astray.	A dividend bank mandate form can be downloaded from <a href="http://www.shareview.co.uk">www.shareview.co.uk</a> or requested by telephoning Equiniti.
Dividend payment direct to bank account for overseas shareholders	Instead of waiting for a sterling cheque to arrive by post, Equiniti will convert your dividend into your local currency and send it direct to your local bank account. This service is available in over 100 countries worldwide.	For more details on this service and the costs involved please contact Equiniti.
Dividend Reinvestment Plan (DRIP)	As an alternative to receiving cash dividends you may choose to reinvest your dividends to buy more GSK shares.	A DRIP election form can be downloaded from <a href="http://www.shareview.co.uk">www.shareview.co.uk</a> or requested by telephoning Equiniti.
Duplicate publications or mailings	If you receive duplicate copies of this report or other mailings, please contact Equiniti and they will arrange for your accounts to be merged into one for your convenience and to avoid waste and unnecessary costs.	Please contact Equiniti.
Share dealing service† (please note that market trading hours are from 8.00am to 4.30pm UK time, Monday to Friday, excluding UK public holidays)	Shareholders may trade shares, either held as certificates or held in our Corporate Sponsored Nominee, by internet or telephone through the share dealing service provided by Equiniti Financial Services Limited.	For internet transactions, please log on to <a href="http://www.shareview.co.uk/dealing">www.shareview.co.uk/dealing</a> .  For telephone transactions, please call 0845 603 7037 (in the UK) or +44 (0)121 415 7560 (outside the UK)
Individual Savings Accounts (ISAs)†	The company has arranged for Equiniti Financial Services Limited to provide a GSK Corporate ISA to hold GSK Ordinary Shares.	Details are available from <a href="http://www.shareview.co.uk">www.shareview.co.uk</a> or can be requested by telephoning Equiniti.

\* UK lines are open from 8.30am to 5.30pm, Monday to Friday, except UK public holidays, and calls to the number are charged at 8p per minute plus network extras.

† The provision of share dealing details is not intended to be an invitation or inducement to engage in an investment activity. Advice on share dealing should be obtained from a stockbroker or independent financial adviser.

## Shareholder information

### ADR Depository

The ADR programme is administered by:

BNY Mellon Depository Receipts  
PO Box 43006  
Providence, RI 02940-3006  
www.bnymellon.com/shareowner  
Tel: 1 877 353 1154 (US toll free)  
Tel: +1 201 680 6825 (outside the USA)  
email: shrrelations@bnymellon.com

The Depository also provides Global BuyDIRECT<sup>†</sup>, a direct ADS purchase/sale and dividend reinvestment plan for ADR holders.

### Glaxo Wellcome and SmithKline Beecham Corporate PEPs

The Share Centre Limited  
Oxford House, Oxford Road, Aylesbury, Bucks HP21 8SZ  
Tel: +44 (0)1296 414 141

### ShareGift

17 Carlton House Terrace, London, SW1Y 5AH  
Tel: +44 (0)20 7930 3737  
www.sharegift.org

Shareholders with a small number of shares, the value of which makes it uneconomical to sell, may wish to consider donating them to the charity ShareGift (registered charity no. 1052686). Donated shares are aggregated and sold by ShareGift, who pass on the proceeds to a wide range of charities.<sup>†</sup>

### Share scam alert

If you receive an unsolicited telephone call offering to sell or buy your shares, please take extra care. The caller may be part of a highly organised financial scam.

If you are a UK shareholder, please contact the Financial Services Authority for further information on this, or other similar activities, on its consumer helpline:

Tel: 0845 606 1234 (in the UK)  
Lines are open from 8.00am to 6.00pm, UK time,  
Monday to Friday, except UK public holidays.

### Corporate Responsibility Report

We are publishing our Corporate Responsibility Report 2012 online in 2013. This will outline GSK's approach to, and performance in, our key corporate responsibility areas, Health for all, Our behaviour, Our people and Our planet.

### Internet

Information about the company, including the share price, is available on our website at [www.gsk.com](http://www.gsk.com). Information made available on the website does not constitute part of this Annual Report.

### Contacts

#### GSK Response Center

Tel: 1 888 825 5249 (US toll free)

#### Investor relations

Investor relations may be contacted as follows:

##### UK

980 Great West Road,  
Brentford  
Middlesex  
TW8 9GS  
Tel: +44 (0)20 8047 5000

##### USA

Five Crescent Drive  
Philadelphia PA 19112  
Tel: 1 888 825 5249 (US toll free)  
Tel: +1 215 751 4000 (outside the USA)

<sup>†</sup> The provision of share dealing details is not intended to be an invitation or inducement to engage in an investment activity. Advice on share dealing should be obtained from a stockbroker or independent financial adviser.



## Glossary of terms

Terms used in the Annual Report	US equivalent or brief description
Accelerated capital allowances	Tax allowance in excess of depreciation arising from the purchase of fixed assets that delay the charging and payment of tax. The US equivalent of tax depreciation.
American Depositary Receipt (ADR)	Receipt evidencing title to an ADS. Each GlaxoSmithKline ADR represents two Ordinary Shares.
American Depositary Shares (ADS)	Listed on the New York Stock Exchange; represents two Ordinary Shares.
Basic earnings per share	Basic income per share.
Called-up share capital	Ordinary Shares, issued and fully paid.
CER growth	Growth at constant exchange rates.
The company	GlaxoSmithKline plc.
Corporate Integrity Agreement (CIA)	In 2012, the company entered into a settlement with the US Federal Government related to past sales and marketing practices. As part of the settlement the company entered into a Corporate Integrity Agreement with the US Department of Health and Human Services, under which improvements are being built into its existing compliance programmes.
Currency swap	An exchange of two currencies, coupled with a subsequent re-exchange of those currencies, at agreed exchange rates and dates.
Defined benefit plan	Pension plan with specific employee benefits, often called 'final salary scheme'.
Defined contribution plan	Pension plan with specific contributions and a level of pension dependent upon the growth of the pension fund.
Derivative financial instrument	A financial instrument that derives its value from the price or rate of some underlying item.
Diluted earnings per share	Diluted income per share.
Employee Share Ownership Plan Trusts	Trusts established by the Group to satisfy share-based employee incentive plans.
Finance lease	Capital lease.
Freehold	Ownership with absolute rights in perpetuity.
Gearing ratio	Net debt as a percentage of total equity.
The Group	GlaxoSmithKline plc and its subsidiary undertakings.
Hedging	The reduction of risk, normally in relation to foreign currency or interest rate movements, by making off-setting commitments.
Intangible fixed assets	Assets without physical substance, such as computer software, brands, licences, patents, know-how and marketing rights purchased from outside parties.
Profit	Income.
Profit attributable to shareholders	Net income.
Share capital	Ordinary Shares, capital stock or common stock issued and fully paid.
Shareholders' funds	Shareholders' equity.
Share option	Stock option.
Share premium account	Additional paid-up capital or paid-in surplus (not distributable).
Shares in issue	The number of shares outstanding.
Subsidiary	An entity in which GlaxoSmithKline holds a majority shareholding and/or exercises control.
Treasury share	Treasury stock.
Turnover	Revenue.
UK Corporate Governance Code	As required by the UK Listing Authority, the company has disclosed in the Annual Report how it has applied the best practice corporate governance provisions of the Financial Reporting Council's UK Corporate Governance Code.

## Shareholder information

### Index

	Page		Page
Access to medicines	10	Investments in associates and joint ventures	169
Accounting principles and policies	144	Investor relations	246
Acquisitions and disposals	188	Key accounting judgements and estimates	148
Adjustments reconciling profit after tax to operating cash flows	186	Key performance indicators	06
Annual General Meeting	241	Late-stage pipeline summary	40
Assets held for sale	171	Legal proceedings	210
Associates and joint ventures	159	Long-Term Incentive plans	130
Board	88	Major restructuring costs	158
Business review	01	Movements in equity	184
Cash and cash equivalents	171	Net debt	181
Chairman and other Non-Executive Directors	125	New accounting requirements	150
Chairman's statement	02	Non-Executive Director terms and conditions	130
Chief Executive's review	03	Non-Executive Directors' fees	128
Commitments	193	Notes to the financial statements	144
Committee reports	103	Operating profit	156
Competition	15	Other intangible assets	167
Consolidated balance sheet	141	Other investments	170
Consolidated cash flow statement	143	Other non-current assets	170
Consolidated income statement	140	Other non-current liabilities	181
Consolidated statement of changes in equity	142	Other operating income	155
Consolidated statement of comprehensive income	140	Other provisions	179
Consumer Healthcare products and competition	231	Outlook	15
Contingent liabilities	181	Pensions and other post-employment benefits	172
Corporate Executive Team	92	Pharmaceutical products, competition and intellectual property	229
Corporate governance	94	Pipeline	225
Critical accounting policies	64	Post balance sheet event	193
Directors and senior management	136	Presentation of the financial statements	144
Directors' emoluments and total remuneration	127	Principal Group companies	207
Directors' interests	129	Product development pipeline	225
Directors' interests in contracts	136	Products	229
Directors' statement of responsibilities	138,218	Property, plant and equipment	163
Dividends	163,240	Quarterly trend	232
Donations to political organisations and political expenditure	242	Reconciliation of net cash flow to movement in net debt	187
Earnings per share	162	Registrar	245
Employee costs	157	Related party transactions	186
Employee share schemes	203	Relations with shareholders	100
Employees	52	Remuneration Report	109
Exchange rates	150	Research and development	30
Executive Director terms and conditions	125	Responsible business	49
Finance expense	159	Risk factors	78
Finance income	158	Segment information	151
Financial instruments and related disclosures	194	Segment reviews	20
Financial position and resources	66	Share capital and control	239
Financial review	56	Share capital and share premium account	183
Financial review 2011	72	Share price	239
Financial statements of GlaxoSmithKline plc, prepared under UK GAAP	220	Shareholder information	239
Five year record	236	Strategy	16
Glossary of terms	247	Taxation	160
Goodwill	165	Taxation information for shareholders	243
Independent Auditors' report	139,219	Trade and other payables	172
Intellectual property and trademarks	15	Trade and other receivables	171
Inventories	170	US law and regulation	242
		World market	12

# About GSK

GlaxoSmithKline plc was incorporated as an English public limited company on December 6, 1999. We were formed by a merger between Glaxo Wellcome plc and SmithKline Beecham plc. GSK acquired these two English companies on 27 December 2000 as part of the merger arrangements.

Our shares are listed on the London Stock Exchange and the New York Stock Exchange.

---

▶ Read more at [www.gsk.com](http://www.gsk.com)



Marcus Peckers

## Giving children a better start

GSK is part of a global coalition working to eliminate ten of the 17 neglected tropical diseases by 2020. We have committed to donate up to 600 million treatments of our anti-parasitic treatment, albendazole, each year to help eliminate lymphatic filariasis and up to 400 million treatments to fight intestinal worms in school age children. In 2012, we provided albendazole treatment for over 120 million school age children – including these children in Ghana (see page 50).

Printed on Amadeus 100 silk, a 100% recycled paper with full FSC certification. All pulps used are made from 100% de-inked, post-consumer waste and are elemental chlorine free. The manufacturing mill holds the ISO 14001 and EU Eco-label certificates for environmental management.

## [www.gsk.com](http://www.gsk.com)

---

Here you will find down-loadable PDFs of:

- Annual Report 2012
- Annual Summary 2012
- Form 20-F
- Corporate Responsibility Report

Head Office and Registered Office  
GlaxoSmithKline plc  
980 Great West Road  
Brentford, Middlesex TW8 9GS  
United Kingdom  
Tel: +44 (0)20 8047 5000  
Registered number: 3888792

## [You can also search for us here](#)

---



Printed on Amadeus 100 silk, a 100% recycled paper with full FSC certification. All pulps used are made from 100% de-inked, post-consumer waste and are Elemental Chlorine Free (ECF). The manufacturing mill holds the ISO 14001 and EU Eco-label certificates for environmental management. The mill has zero landfill and extremely low carbon emissions, leading the WWF to approve its papers as the most environmentally sustainable of uncoated recycled paper.